



Aquis Park Gold Coast Poly QLD Professional
Race 7: RQ SUPPORTS RACING INDUSTRY SAFETY BENCHMARK 62
Handicap - 1540m
30 September 2023 - 17:14



Track Rating: Synthetic , Weather: Fine, Rail Position: True

Section		Overall	1400m	1200m	1000m	800m	600m	400m	Last 600m				
Field Times		1:33.18 (0:10.65)	1:22.53 (0:11.68)	1:10.85 (0:11.56)	0:59.29 (0:11.63)	0:47.66 (0:11.73)	0:35.93 (0:11.57)	0:24.36 (0:11.88)	0:35.93				
Rank	TAB Horse/Jockey	Barrier	Top Speed [km/h]	Fastest Section	Distance Travelled [m]								
1	2 AVENUE OF STARS Noel Callow	3	63.0 1200m	0:10.65 Overall	1:33.18 [1] (0:10.65)	1:22.53 [1] (0:11.68)	1:10.85 [1] (0:11.56)	0:59.29 [1] (0:11.63)	0:47.66 [1] (0:11.73)	0:35.93 [1] (0:11.60)	0:24.33 [2] (0:11.93)	0:35.93	
2	1 DICKENSIAN Casey Waddell	1	63.9 1200m	0:10.70 Overall	1:33.47 [2] (0:10.70)	1:22.77 [2] (0:11.87)	1:10.90 [2] (0:11.44)	0:59.46 [2] (0:11.60)	0:47.86 [2] (0:11.76)	0:36.10 [2] (0:11.45)	0:24.65 [1] (0:11.88)	0:36.10	-1
3	4 PERNELL Jai Williams	11	63.8 1400m	0:10.90 Overall	1:33.48 [3] (0:10.90)	1:22.58 [3] (0:11.72)	1:10.86 [3] (0:11.58)	0:59.28 [3] (0:11.56)	0:47.72 [3] (0:11.68)	0:36.04 [3] (0:11.56)	0:24.48 [3] (0:11.94)	0:36.04	+1
4	3 MAUI Emily Lang	2	63.6 800m	0:11.15 Overall	1:34.31 [4] (0:11.15)	1:23.16 [5] (0:12.08)	1:11.08 [4] (0:11.55)	0:59.53 [4] (0:11.48)	0:48.05 [4] (0:11.47)	0:36.58 [4] (0:11.75)	0:24.83 [4] (0:12.23)	0:36.58	+2
5	10 SHOWDRA Micheal Hellyer	9	63.4 1200m	0:11.24 Overall	1:34.70 [5] (0:11.24)	1:23.46 [7] (0:12.32)	1:11.14 [6] (0:11.49)	0:59.65 [6] (0:11.63)	0:48.02 [6] (0:11.49)	0:36.53 [7] (0:11.83)	0:24.70 [7] (0:12.19)	0:36.53	+2
6	8 TUSCANY BOUND Nozi Tomizawa	10	65.4 600m	0:11.23 Overall	1:34.71 [6] (0:11.23)	1:23.48 [6] (0:12.47)	1:11.01 [7] (0:11.40)	0:59.61 [7] (0:11.61)	0:48.00 [7] (0:11.32)	0:36.68 [6] (0:11.55)	0:25.13 [5] (0:12.30)	0:36.68	+8
7	11 CHAYSE 'N' STORMS Wanderson D'Avila	5	65.2 800m	0:11.14 Overall	1:34.79 [7] (0:11.14)	1:23.65 [4] (0:12.22)	1:11.43 [5] (0:11.49)	0:59.94 [5] (0:11.57)	0:48.37 [5] (0:11.41)	0:36.96 [5] (0:11.78)	0:25.18 [6] (0:12.29)	0:36.96	+11

Scratched: Silver Canvas (#5), Sukhbir (#6), All's Fair (#7), Affinity Flyer (#9)

[] Ranking at each section and finish
 -:-:- No data available at this section
 NA No data available

SCN Saddle cloth number
 DNF Did not finish
 DNT Did not track



Aquis Park Gold Coast Poly QLD Professional
Race 7: RQ SUPPORTS RACING INDUSTRY SAFETY BENCHMARK 62
Handicap - 1540m
30 September 2023 - 17:14



Track Rating: Synthetic , Weather: Fine, Rail Position: True

Section							200m			Last 600m
Field Times							0:12.48			0:35.93
							(0:12.48)			
Rank	TAB	Horse/Jockey	Barrier	Top Speed [km/h]	Fastest Section	Margin			Distance Travelled [m]	
1	2	AVENUE OF STARS	3	63.0	0:10.65	0:12.40 [2]	1:33.18		0:35.93	
		Noel Callow		1200m	Overall	(0:12.40)				
2	1	DICKENSIAN	1	63.9	0:10.70	0:12.77 [1]	1.5L		0:36.10	
		Casey Waddell		1200m	Overall	(0:12.77)			-1	
3	4	PERNELL	11	63.8	0:10.90	0:12.54 [3]	1.6L		0:36.04	
		Jai Williams		1400m	Overall	(0:12.54)			+1	
4	3	MAUI	2	63.6	0:11.15	0:12.60 [4]	6.4L		0:36.58	
		Emily Lang		800m	Overall	(0:12.60)			+2	
5	10	SHOWDRA	9	63.4	0:11.24	0:12.51 [7]	8.7L		0:36.53	
		Micheal Hellyer		1200m	Overall	(0:12.51)			+2	
6	8	TUSCANY BOUND	10	65.4	0:11.23	0:12.83 [5]	8.8L		0:36.68	
		Nozi Tomizawa		600m	Overall	(0:12.83)			+8	
7	11	CHAYSE 'N' STORMS	5	65.2	0:11.14	0:12.89 [6]	9.2L		0:36.96	
		Wanderson D'Avila		800m	Overall	(0:12.89)			+11	

Scratched: Silver Canvas (#5), Sukhbir (#6), All's Fair (#7), Affinity Flyer (#9)

[] Ranking at each section and finish
 -:-:- No data available at this section
 NA No data available

SCN Saddle cloth number
 DNF Did not finish
 DNT Did not track



Horse/Jockey Name	Avenue Of Stars
Final Rank	1
Fastest Section Time (Section)	0:10.65 (Overall)
Top Speed [km/h] (Section)	63.0 (1200m)
Race State	Finished



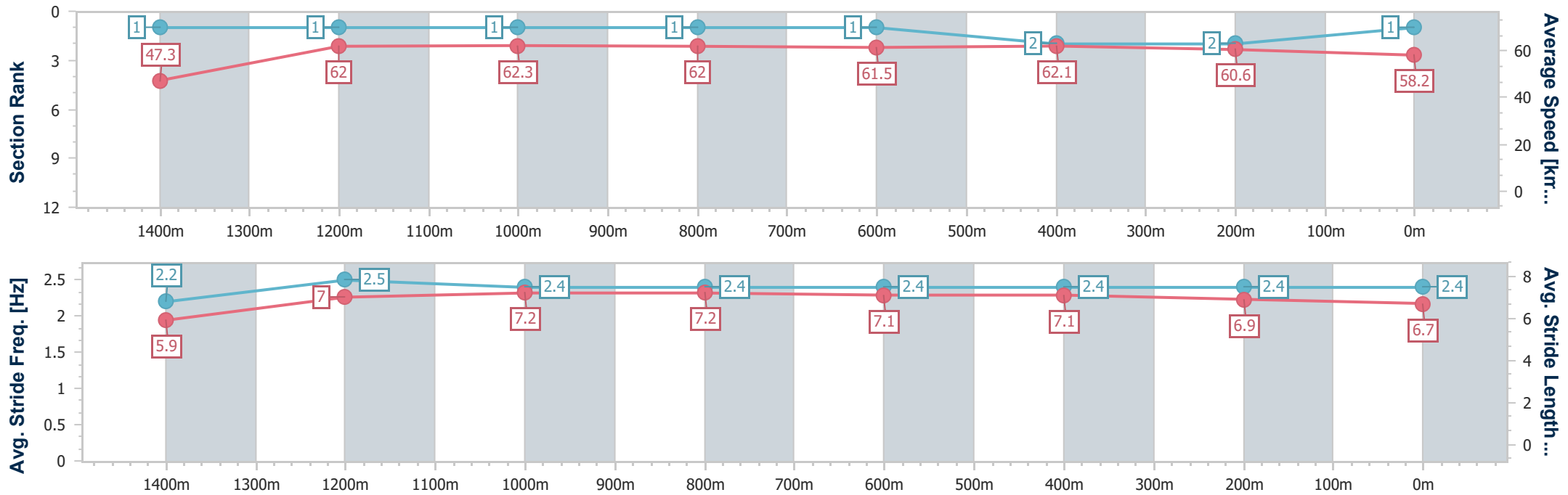
Aquis Park Gold Coast Poly QLD Professional
 Race 7: RQ SUPPORTS RACING INDUSTRY SAFETY
 BENCHMARK 62 Handicap - 1540m



30 September 2023 - 17:14

Track Rating: Synthetic , Weather: Fine, Rail Position: True

Section	Overall	1400m	1200m	1000m	800m	600m	400m	200m					
Section Times	1:33.18 [1] (0:10.65)	1:22.53 [1] (0:11.68)	1:10.85 [1] (0:11.56)	0:59.29 [1] (0:11.63)	0:47.66 [1] (0:11.73)	0:35.93 [1] (0:11.60)	0:24.33 [2] (0:11.93)	0:12.40 [2] (0:12.40)					
Average Speed [km/h]	47.3	62.0	62.3	62.0	61.5	62.1	60.6	58.2					
Top Speed [km/h]	61.2	62.9	63.0	62.8	62.9	62.9	61.4	60.8					
Avg. Dist. to Rail [m]	3.4	0.8	0.3	0.4	0.6	0.5	3.4	3.7					
Avg. Stride Freq. [Hz]	2.2	2.5	2.4	2.4	2.4	2.4	2.4	2.4					
Avg. Stride Length [m]	5.9	7.0	7.2	7.2	7.1	7.1	6.9	6.7					



- [] Ranking at each section and finish
- .-.- No data available at this section
- NA No data available



Horse/Jockey Name	Dickensian
Final Rank	2
Fastest Section Time (Section)	0:10.70 (Overall)
Top Speed [km/h] (Section)	63.9 (1200m)
Race State	Finished



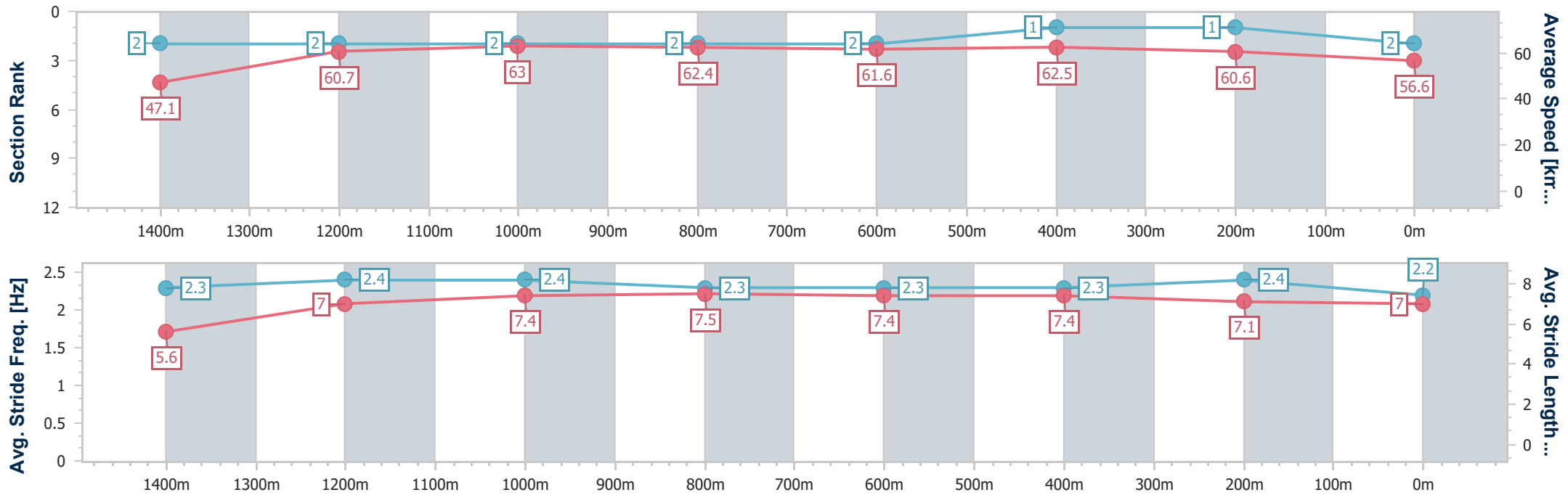
Aquis Park Gold Coast Poly QLD Professional
 Race 7: RQ SUPPORTS RACING INDUSTRY SAFETY
 BENCHMARK 62 Handicap - 1540m



30 September 2023 - 17:14

Track Rating: Synthetic , Weather: Fine, Rail Position: True

Section	Overall	1400m	1200m	1000m	800m	600m	400m	200m
Section Times	1:33.47 [2] (0:10.70)	1:22.77 [2] (0:11.87)	1:10.90 [2] (0:11.44)	0:59.46 [2] (0:11.60)	0:47.86 [2] (0:11.76)	0:36.10 [2] (0:11.45)	0:24.65 [1] (0:11.88)	0:12.77 [1] (0:12.77)
Average Speed [km/h]	47.1	60.7	63.0	62.4	61.6	62.5	60.6	56.6
Top Speed [km/h]	59.7	62.8	63.9	63.0	63.1	63.6	63.0	58.4
Avg. Dist. to Rail [m]	2.1	0.3	1.9	1.8	1.1	0.8	2.2	3.7
Avg. Stride Freq. [Hz]	2.3	2.4	2.4	2.3	2.3	2.3	2.4	2.2
Avg. Stride Length [m]	5.6	7.0	7.4	7.5	7.4	7.4	7.1	7.0



- [] Ranking at each section and finish
- .-.- No data available at this section
- NA No data available



Horse/Jockey Name	Pernell
Final Rank	3
Fastest Section Time (Section)	0:10.90 (Overall)
Top Speed [km/h] (Section)	63.8 (1400m)
Race State	Finished



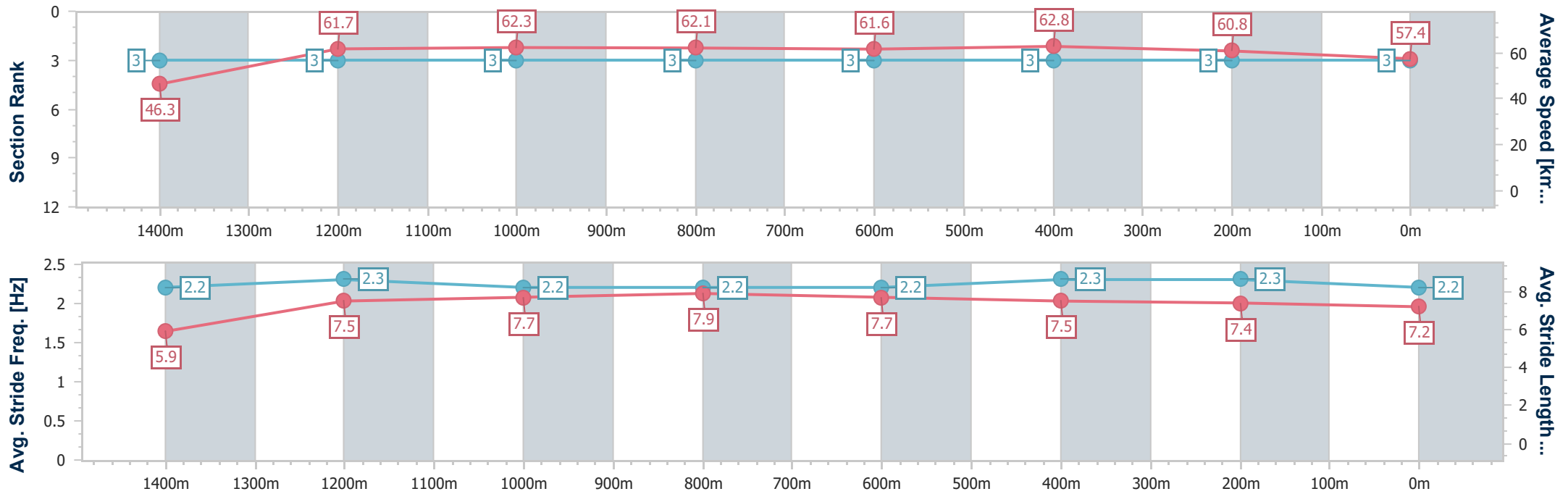
Aquis Park Gold Coast Poly QLD Professional
 Race 7: RQ SUPPORTS RACING INDUSTRY SAFETY
 BENCHMARK 62 Handicap - 1540m



30 September 2023 - 17:14

Track Rating: Synthetic , Weather: Fine, Rail Position: True

Section	Overall	1400m	1200m	1000m	800m	600m	400m	200m
Section Times	1:33.48 [3] (0:10.90)	1:22.58 [3] (0:11.72)	1:10.86 [3] (0:11.58)	0:59.28 [3] (0:11.56)	0:47.72 [3] (0:11.68)	0:36.04 [3] (0:11.56)	0:24.48 [3] (0:11.94)	0:12.54 [3] (0:12.54)
Average Speed [km/h]	46.3	61.7	62.3	62.1	61.6	62.8	60.8	57.4
Top Speed [km/h]	59.5	63.8	62.7	62.4	63.0	63.5	61.6	60.3
Avg. Dist. to Rail [m]	5.7	0.5	0.7	0.2	0.3	1.3	5.6	6.3
Avg. Stride Freq. [Hz]	2.2	2.3	2.2	2.2	2.2	2.3	2.3	2.2
Avg. Stride Length [m]	5.9	7.5	7.7	7.9	7.7	7.5	7.4	7.2



- [] Ranking at each section and finish
- .-.- No data available at this section
- NA No data available



Horse/Jockey Name	Maui
Final Rank	4
Fastest Section Time (Section)	0:11.15 (Overall)
Top Speed [km/h] (Section)	63.6 (800m)
Race State	Finished



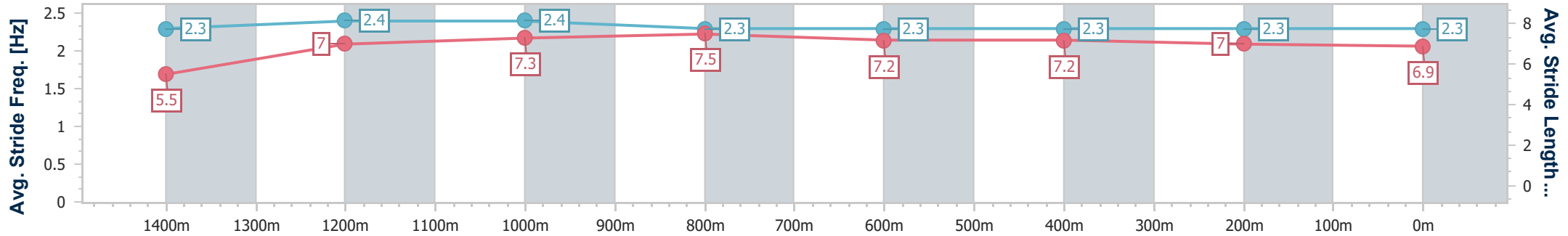
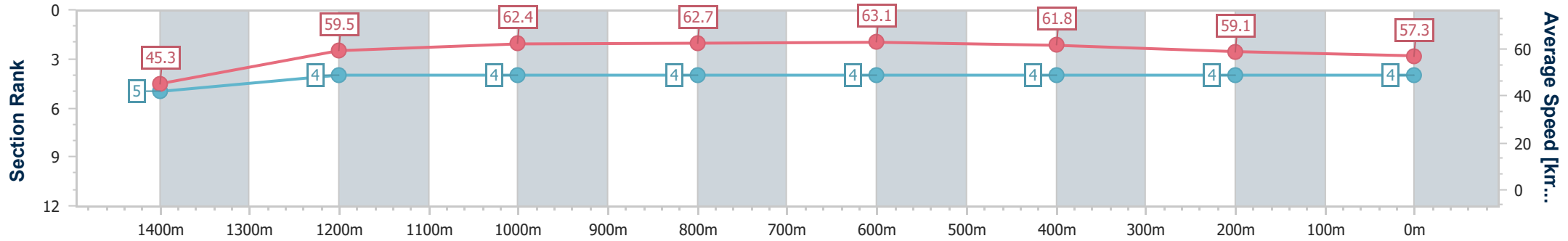
Aquis Park Gold Coast Poly QLD Professional
 Race 7: RQ SUPPORTS RACING INDUSTRY SAFETY
 BENCHMARK 62 Handicap - 1540m



30 September 2023 - 17:14

Track Rating: Synthetic , Weather: Fine, Rail Position: True

Section	Overall	1400m	1200m	1000m	800m	600m	400m	200m
Section Times	1:34.31 [4] (0:11.15)	1:23.16 [5] (0:12.08)	1:11.08 [4] (0:11.55)	0:59.53 [4] (0:11.48)	0:48.05 [4] (0:11.47)	0:36.58 [4] (0:11.75)	0:24.83 [4] (0:12.23)	0:12.60 [4] (0:12.60)
Average Speed [km/h]	45.3	59.5	62.4	62.7	63.1	61.8	59.1	57.3
Top Speed [km/h]	59.3	61.5	63.2	63.2	63.6	62.9	60.0	58.7
Avg. Dist. to Rail [m]	2.7	0.2	0.5	0.6	1.1	1.8	1.9	2.0
Avg. Stride Freq. [Hz]	2.3	2.4	2.4	2.3	2.3	2.3	2.3	2.3
Avg. Stride Length [m]	5.5	7.0	7.3	7.5	7.2	7.2	7.0	6.9



- [] Ranking at each section and finish
- .-.- No data available at this section
- NA No data available



Horse/Jockey Name	Showdra
Final Rank	5
Fastest Section Time (Section)	0:11.24 (Overall)
Top Speed [km/h] (Section)	63.4 (1200m)
Race State	Finished



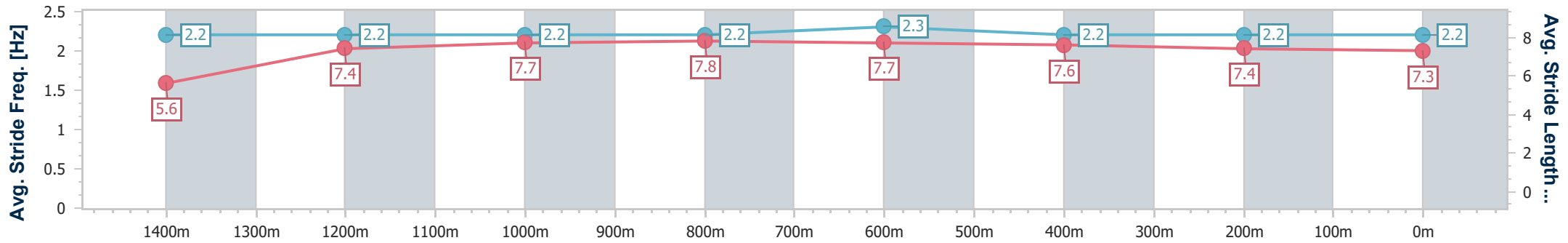
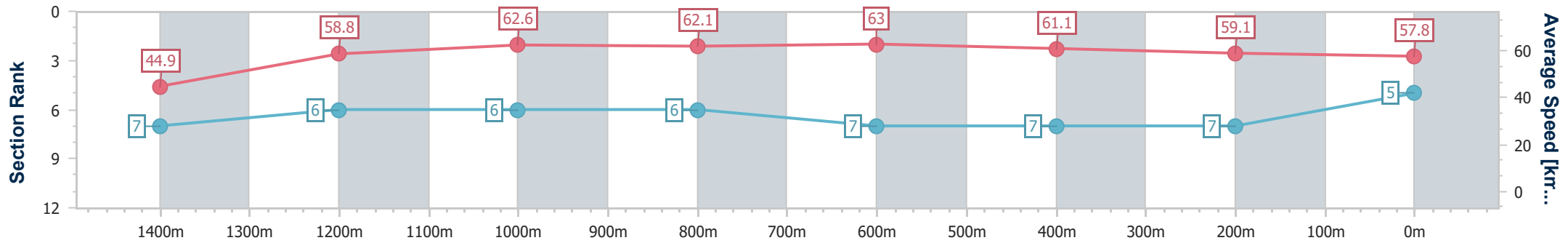
Aquis Park Gold Coast Poly QLD Professional
 Race 7: RQ SUPPORTS RACING INDUSTRY SAFETY
 BENCHMARK 62 Handicap - 1540m



30 September 2023 - 17:14

Track Rating: Synthetic , Weather: Fine, Rail Position: True

Section	Overall	1400m	1200m	1000m	800m	600m	400m	200m
Section Times	1:34.70 [5] (0:11.24)	1:23.46 [7] (0:12.32)	1:11.14 [6] (0:11.49)	0:59.65 [6] (0:11.63)	0:48.02 [6] (0:11.49)	0:36.53 [7] (0:11.83)	0:24.70 [7] (0:12.19)	0:12.51 [7] (0:12.51)
Average Speed [km/h]	44.9	58.8	62.6	62.1	63.0	61.1	59.1	57.8
Top Speed [km/h]	57.6	60.7	63.4	62.9	63.4	63.2	59.7	58.5
Avg. Dist. to Rail [m]	4.4	0.8	0.9	0.7	0.9	1.1	1.1	0.7
Avg. Stride Freq. [Hz]	2.2	2.2	2.2	2.2	2.3	2.2	2.2	2.2
Avg. Stride Length [m]	5.6	7.4	7.7	7.8	7.7	7.6	7.4	7.3



- [] Ranking at each section and finish
- .-.- No data available at this section
- NA No data available



Horse/Jockey Name	Tuscany Bound
Final Rank	6
Fastest Section Time (Section)	0:11.23 (Overall)
Top Speed [km/h] (Section)	65.4 (600m)
Race State	Finished



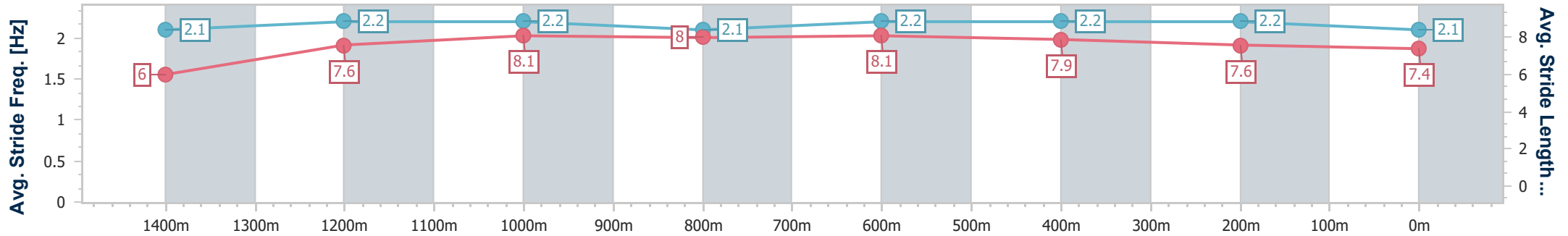
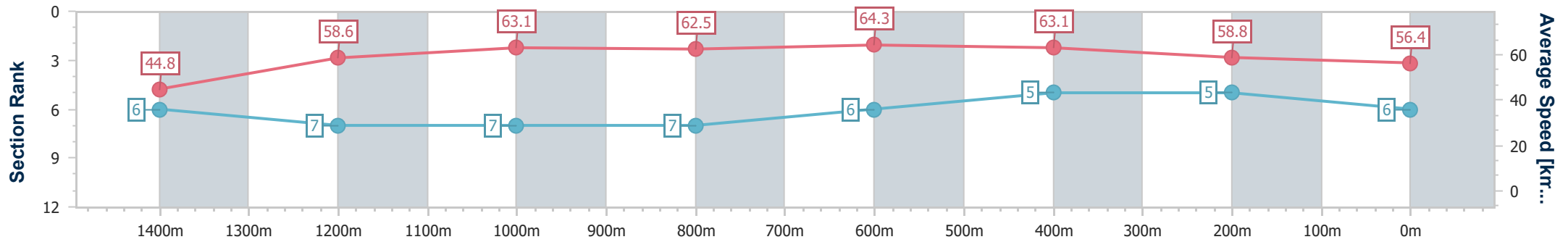
Aquis Park Gold Coast Poly QLD Professional
Race 7: RQ SUPPORTS RACING INDUSTRY SAFETY
BENCHMARK 62 Handicap - 1540m



30 September 2023 - 17:14

Track Rating: Synthetic , Weather: Fine, Rail Position: True

Section	Overall	1400m	1200m	1000m	800m	600m	400m	200m
Section Times	1:34.71 [6] (0:11.23)	1:23.48 [6] (0:12.47)	1:11.01 [7] (0:11.40)	0:59.61 [7] (0:11.61)	0:48.00 [7] (0:11.32)	0:36.68 [6] (0:11.55)	0:25.13 [5] (0:12.30)	0:12.83 [5] (0:12.83)
Average Speed [km/h]	44.8	58.6	63.1	62.5	64.3	63.1	58.8	56.4
Top Speed [km/h]	58.4	61.2	64.1	63.4	65.1	65.4	60.2	57.4
Avg. Dist. to Rail [m]	5.5	1.8	2.3	2.5	2.1	2.7	3.7	5.4
Avg. Stride Freq. [Hz]	2.1	2.2	2.2	2.1	2.2	2.2	2.2	2.1
Avg. Stride Length [m]	6.0	7.6	8.1	8.0	8.1	7.9	7.6	7.4



- [] Ranking at each section and finish
- .-.- No data available at this section
- NA No data available



Horse/Jockey Name	Chayse 'N' Storms
Final Rank	7
Fastest Section Time (Section)	0:11.14 (Overall)
Top Speed [km/h] (Section)	65.2 (800m)
Race State	Finished



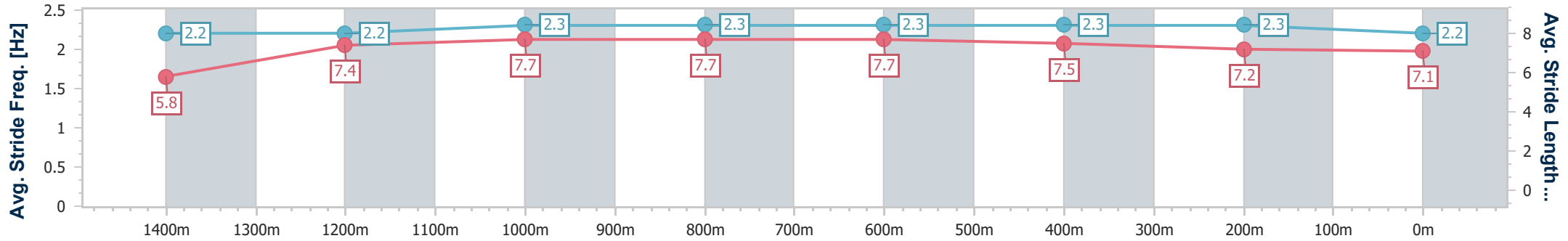
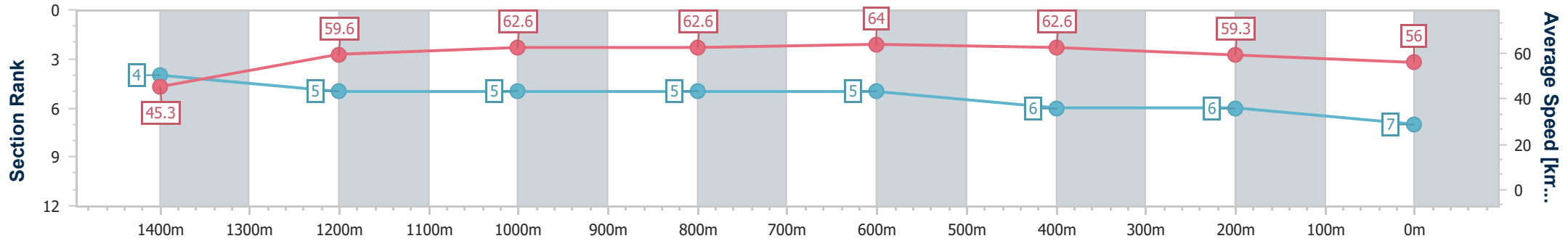
Aquis Park Gold Coast Poly QLD Professional
Race 7: RQ SUPPORTS RACING INDUSTRY SAFETY
BENCHMARK 62 Handicap - 1540m



30 September 2023 - 17:14

Track Rating: Synthetic , Weather: Fine, Rail Position: True

Section	Overall	1400m	1200m	1000m	800m	600m	400m	200m
Section Times	1:34.79 [7] (0:11.14)	1:23.65 [4] (0:12.22)	1:11.43 [5] (0:11.49)	0:59.94 [5] (0:11.57)	0:48.37 [5] (0:11.41)	0:36.96 [5] (0:11.78)	0:25.18 [6] (0:12.29)	0:12.89 [6] (0:12.89)
Average Speed [km/h]	45.3	59.6	62.6	62.6	64.0	62.6	59.3	56.0
Top Speed [km/h]	58.3	62.3	63.1	64.0	65.2	64.9	61.6	57.6
Avg. Dist. to Rail [m]	3.4	1.5	2.2	2.1	2.7	4.6	5.2	3.7
Avg. Stride Freq. [Hz]	2.2	2.2	2.3	2.3	2.3	2.3	2.3	2.2
Avg. Stride Length [m]	5.8	7.4	7.7	7.7	7.7	7.5	7.2	7.1



- [] Ranking at each section and finish
- .-.- No data available at this section
- NA No data available