



# Aquis Park Gold Coast Poly QLD Professional

## Race 5: TAB Maiden Handicap - 1200m

30 September 2023 - 15:56



Track Rating: Synthetic , Weather: Fine, Rail Position: True

Section		Field Times												
		Overall	1000m	800m	600m	400m	200m	Last 600m						
		1:11.01 (0:13.37)	0:57.64 (0:10.71)	0:46.93 (0:11.20)	0:35.73 (0:11.36)	0:24.37 (0:12.10)	0:12.27 (0:12.27)	0:35.73						
Rank	TAB	Horse/Jockey	Barrier	Top Speed [km/h]	Fastest Section							Margin	Distance Travelled [m]	
1	5	<b>SPICY LEGEND</b> Jag Guthmann-Chester	6	68.0 1000m	0:10.71 1000m	1:11.01 [1] (0:13.37)	0:57.64 [1] (0:10.71)	0:46.93 [1] (0:11.20)	0:35.73 [2] (0:11.48)	0:24.25 [2] (0:11.98)	0:12.27 [1] (0:12.27)	1:11.01	0:35.73	
2	2	<b>FULL SCREEN</b> Micheal Hellyer	12	67.8 1000m	0:10.81 1000m	1:11.88 [2] (0:13.73)	0:58.15 [6] (0:10.81)	0:47.34 [6] (0:11.26)	0:36.08 [6] (0:11.57)	0:24.51 [7] (0:12.00)	0:12.51 [5] (0:12.51)	5L	0:36.08	+12
2	11	<b>LUCKY JESS</b> Nozi Tomizawa	3	69.0 1000m	0:10.79 1000m	1:11.88 [2] (0:13.57)	0:58.31 [3] (0:10.79)	0:47.52 [5] (0:11.22)	0:36.30 [5] (0:11.54)	0:24.76 [5] (0:12.14)	0:12.62 [3] (0:12.62)	5L	0:36.30	+5
4	9	<b>PABALLO</b> Jai Williams	1	69.1 1000m	0:10.71 1000m	1:11.90 [4] (0:13.61)	0:58.29 [5] (0:10.71)	0:47.58 [4] (0:11.22)	0:36.36 [4] (0:11.51)	0:24.85 [4] (0:12.16)	0:12.69 [2] (0:12.69)	5.1L	0:36.36	-3
5	3	<b>THE BRONX BULL</b> Stacey Callow	8	71.3 400m	0:10.65 1000m	1:11.93 [5] (0:13.61)	0:58.32 [4] (0:10.65)	0:47.67 [3] (0:11.02)	0:36.65 [1] (0:11.36)	0:25.29 [1] (0:13.04)	0:12.25 [7] (0:12.25)	5.3L	0:36.65	+18
6	4	<b>FENTON</b> Emily Lang	11	68.0 1000m	0:10.77 1000m	1:12.22 [6] (0:13.81)	0:58.41 [7] (0:10.77)	0:47.64 [7] (0:11.25)	0:36.39 [7] (0:11.47)	0:24.92 [6] (0:12.04)	0:12.88 [4] (0:12.88)	6.8L	0:36.39	+7
7	8	<b>ANOTHERLOVELYDAY</b> Casey Waddell	2	66.4 1000m	0:10.95 1000m	1:12.96 [7] (0:13.84)	0:59.12 [8] (0:10.95)	0:48.17 [8] (0:11.30)	0:36.87 [8] (0:11.91)	0:24.96 [8] (0:12.33)	0:12.63 [8] (0:12.63)	11.1L	0:36.87	+1
8	10	<b>ADELAIDE'S LACE</b> Wanderson D'Avila	7	68.7 Overall	0:10.69 1000m	1:13.03 [8] (0:13.46)	0:59.57 [2] (0:10.69)	0:48.88 [2] (0:11.14)	0:37.74 [3] (0:11.66)	0:26.08 [3] (0:12.59)	0:13.49 [6] (0:13.49)	11.4L	0:37.74	+3
9	1	<b>HELL APPROACHING</b> Michael Cahill	4	67.1 1000m	0:10.96 1000m	1:14.75 [9] (0:14.28)	1:00.47 [9] (0:10.96)	0:49.51 [9] (0:11.33)	0:38.18 [9] (0:11.66)	0:26.52 [9] (0:12.74)	0:13.78 [9] (0:13.78)	21.4L	0:38.18	+11

Scratched: Just For Pleasure (#6), Purezza (#7), Divas Reign (#12)

[ ] Ranking at each section and finish  
 -:-:- No data available at this section  
 NA No data available

SCN Saddle cloth number  
 DNF Did not finish  
 DNT Did not track



Horse/Jockey Name	Spicy Legend
Final Rank	1
Fastest Section Time (Section)	0:10.71 (1000m)
Top Speed [km/h] (Section)	68.0 (1000m)
Race State	Finished



Aquis Park Gold Coast Poly QLD Professional

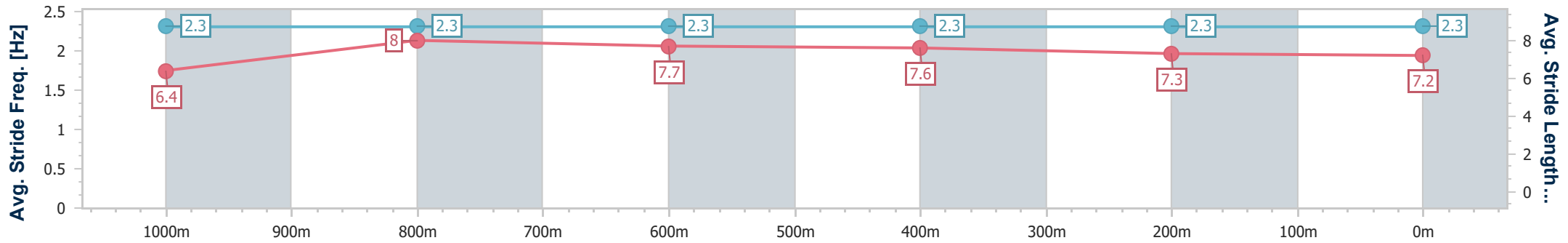
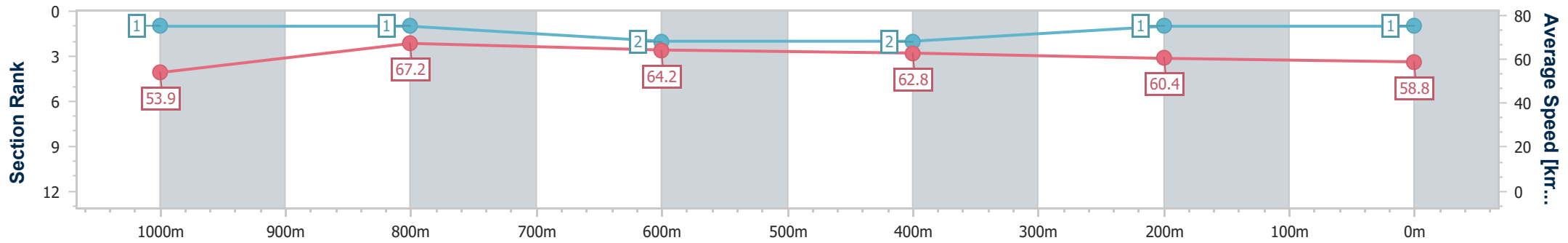
Race 5: TAB Maiden Handicap - 1200m

30 September 2023 - 15:56

Track Rating: Synthetic , Weather: Fine, Rail Position: True



Section	Overall	1000m	800m	600m	400m	200m
Section Times	1:11.01 [1] (0:13.37)	0:57.64 [1] (0:10.71)	0:46.93 [1] (0:11.20)	0:35.73 [2] (0:11.48)	0:24.25 [2] (0:11.98)	0:12.27 [1] (0:12.27)
Average Speed [km/h]	53.9	67.2	64.2	62.8	60.4	58.8
Top Speed [km/h]	67.0	68.0	65.1	64.4	61.1	60.8
Avg. Dist. to Rail [m]	3.1	0.3	0.3	0.4	2.1	1.9
Avg. Stride Freq. [Hz]	2.3	2.3	2.3	2.3	2.3	2.3
Avg. Stride Length [m]	6.4	8.0	7.7	7.6	7.3	7.2



- [ ] Ranking at each section and finish
- .-.- No data available at this section
- NA No data available



Horse/Jockey Name	Full Screen
Final Rank	2
Fastest Section Time (Section)	0:10.81 (1000m)
Top Speed [km/h] (Section)	67.8 (1000m)
Race State	Finished



Aquis Park Gold Coast Poly QLD Professional

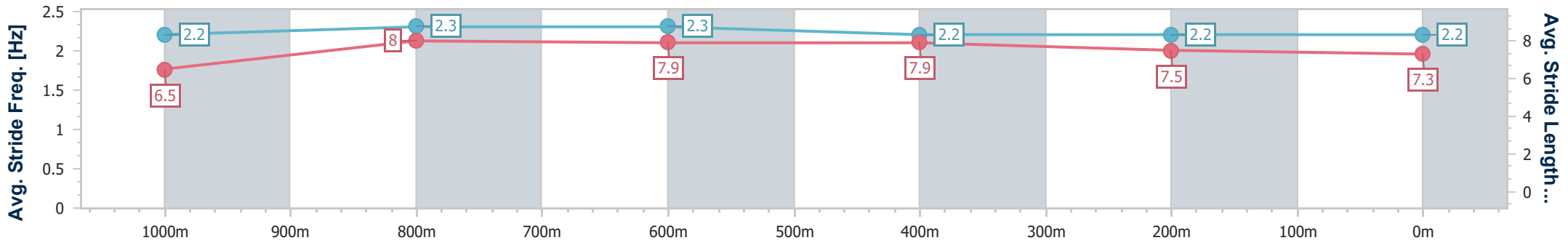
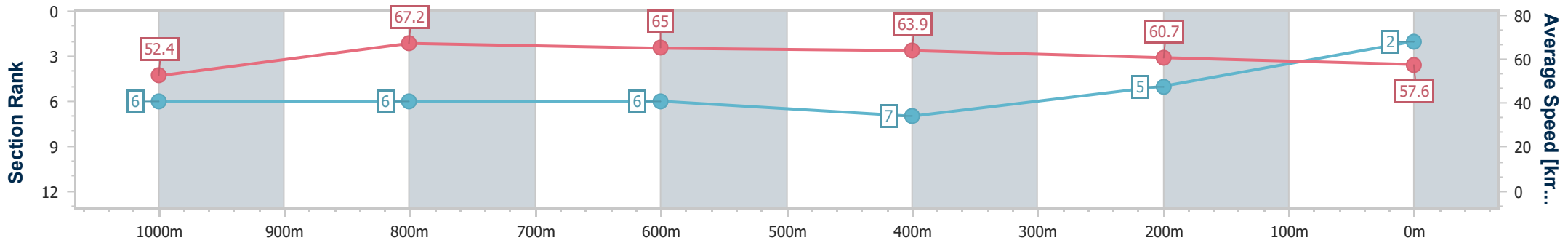
Race 5: TAB Maiden Handicap - 1200m

30 September 2023 - 15:56

Track Rating: Synthetic , Weather: Fine, Rail Position: True



Section	Overall	1000m	800m	600m	400m	200m
Section Times	1:11.88 [2] (0:13.73)	0:58.15 [6] (0:10.81)	0:47.34 [6] (0:11.26)	0:36.08 [6] (0:11.57)	0:24.51 [7] (0:12.00)	0:12.51 [5]
Average Speed [km/h]	52.4	67.2	65.0	63.9	60.7	57.6
Top Speed [km/h]	67.6	67.8	66.1	66.0	61.8	60.4
Avg. Dist. to Rail [m]	7.7	3.3	3.1	4.6	7.1	7.4
Avg. Stride Freq. [Hz]	2.2	2.3	2.3	2.2	2.2	2.2
Avg. Stride Length [m]	6.5	8.0	7.9	7.9	7.5	7.3



- [ ] Ranking at each section and finish
- .-.- No data available at this section
- NA No data available



Horse/Jockey Name	Lucky Jess
Final Rank	2
Fastest Section Time (Section)	0:10.79 (1000m)
Top Speed [km/h] (Section)	69.0 (1000m)
Race State	Finished



Aquis Park Gold Coast Poly QLD Professional

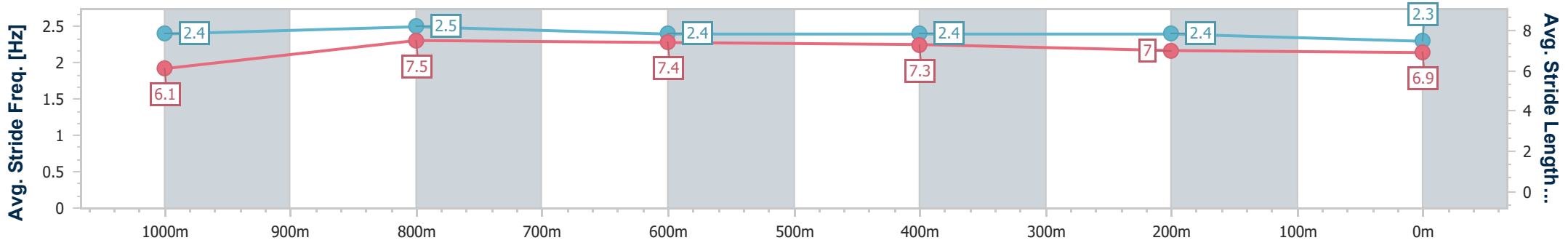
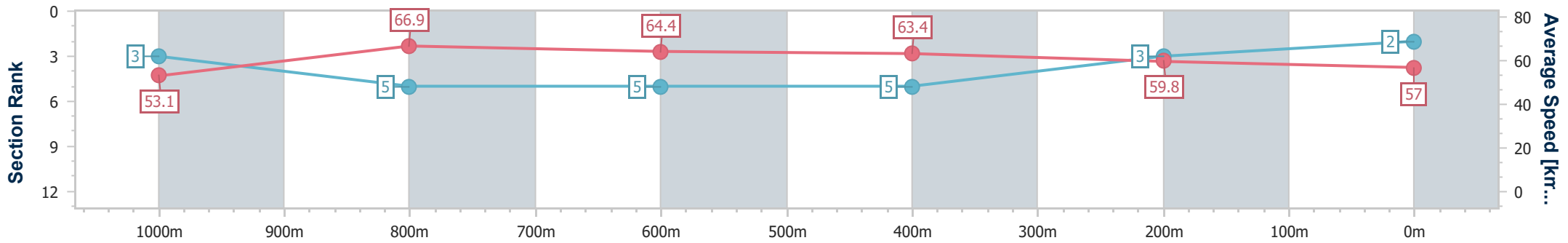
Race 5: TAB Maiden Handicap - 1200m

30 September 2023 - 15:56

Track Rating: Synthetic , Weather: Fine, Rail Position: True



Section	Overall	1000m	800m	600m	400m	200m
Section Times	1:11.88 [2] (0:13.57)	0:58.31 [3] (0:10.79)	0:47.52 [5] (0:11.22)	0:36.30 [5] (0:11.54)	0:24.76 [5] (0:12.14)	0:12.62 [3] (0:12.62)
Average Speed [km/h]	53.1	66.9	64.4	63.4	59.8	57.0
Top Speed [km/h]	67.8	69.0	65.4	65.1	62.2	58.4
Avg. Dist. to Rail [m]	2.1	0.6	1.0	3.0	4.7	5.5
Avg. Stride Freq. [Hz]	2.4	2.5	2.4	2.4	2.4	2.3
Avg. Stride Length [m]	6.1	7.5	7.4	7.3	7.0	6.9



- [ ] Ranking at each section and finish
- .-.-.- No data available at this section
- NA No data available



Horse/Jockey Name	Paballo
Final Rank	4
Fastest Section Time (Section)	0:10.71 (1000m)
Top Speed [km/h] (Section)	69.1 (1000m)
Race State	Finished



Aquis Park Gold Coast Poly QLD Professional

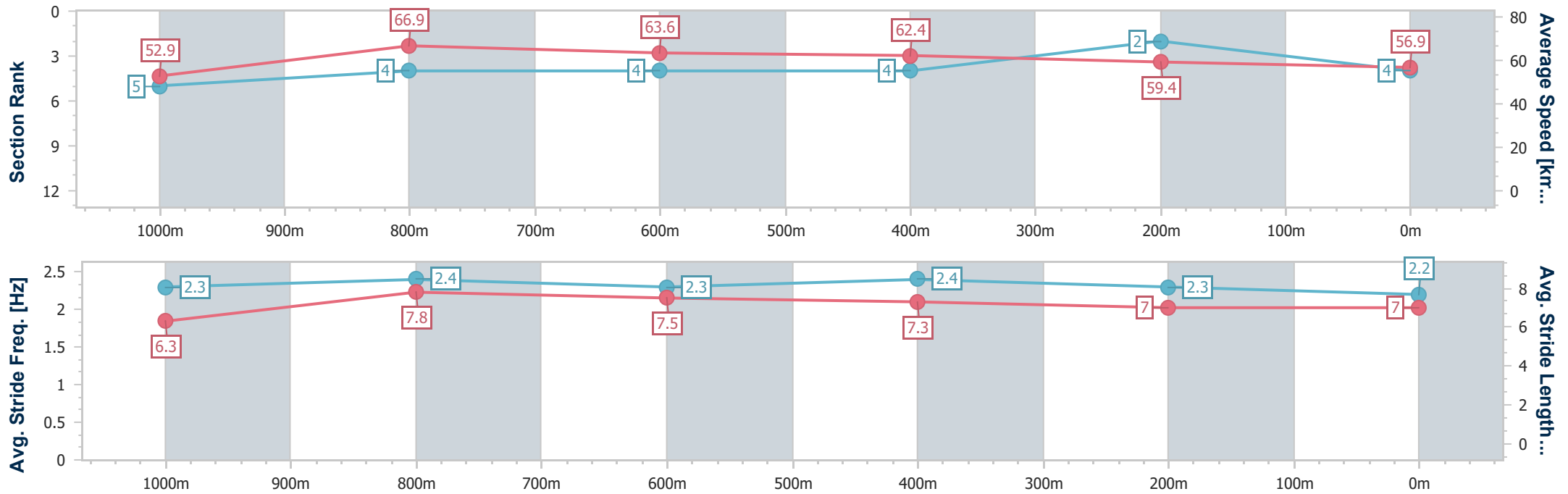
Race 5: TAB Maiden Handicap - 1200m

30 September 2023 - 15:56

Track Rating: Synthetic , Weather: Fine, Rail Position: True



Section	Overall	1000m	800m	600m	400m	200m
Section Times	1:11.90 [4] (0:13.61)	0:58.29 [5] (0:10.71)	0:47.58 [4] (0:11.22)	0:36.36 [4] (0:11.51)	0:24.85 [4] (0:12.16)	0:12.69 [2] (0:12.69)
Average Speed [km/h]	52.9	66.9	63.6	62.4	59.4	56.9
Top Speed [km/h]	66.7	69.1	64.9	64.6	61.7	58.2
Avg. Dist. to Rail [m]	1.0	1.4	1.5	0.7	1.5	2.1
Avg. Stride Freq. [Hz]	2.3	2.4	2.3	2.4	2.3	2.2
Avg. Stride Length [m]	6.3	7.8	7.5	7.3	7.0	7.0



- [ ] Ranking at each section and finish
- .-.- No data available at this section
- NA No data available



Horse/Jockey Name	The Bronx Bull
Final Rank	5
Fastest Section Time (Section)	0:10.65 (1000m)
Top Speed [km/h] (Section)	71.3 (400m)
Race State	Finished



Aquis Park Gold Coast Poly QLD Professional

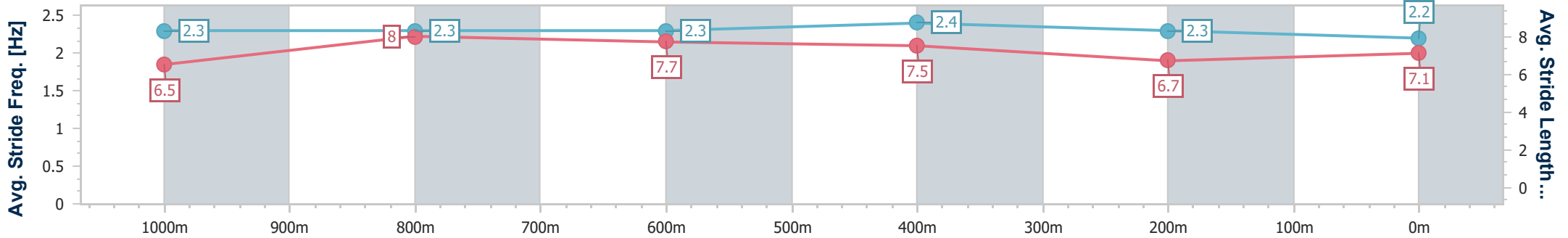
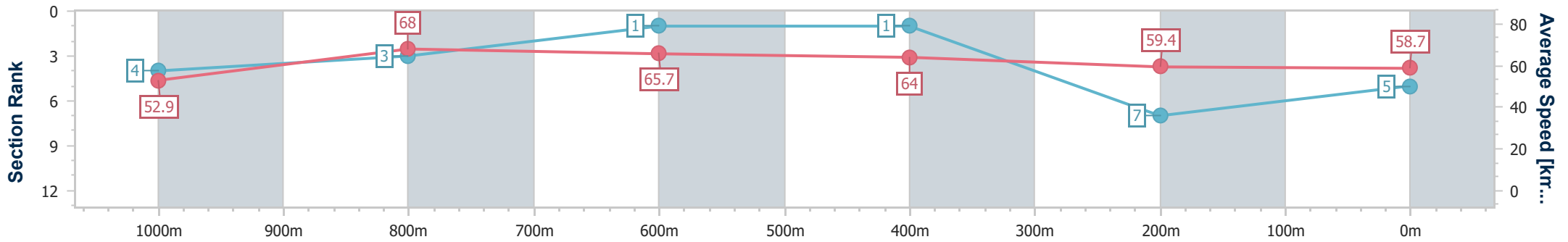
Race 5: TAB Maiden Handicap - 1200m

30 September 2023 - 15:56

Track Rating: Synthetic , Weather: Fine, Rail Position: True



Section	Overall	1000m	800m	600m	400m	200m
Section Times	1:11.93 [5] (0:13.61)	0:58.32 [4] (0:10.65)	0:47.67 [3] (0:11.02)	0:36.65 [1] (0:11.36)	0:25.29 [1] (0:13.04)	0:12.25 [7] (0:12.25)
Average Speed [km/h]	52.9	68.0	65.7	64.0	59.4	58.7
Top Speed [km/h]	69.9	69.7	67.1	65.8	71.3	66.1
Avg. Dist. to Rail [m]	5.2	2.0	1.5	1.9	7.1	5.3
Avg. Stride Freq. [Hz]	2.3	2.3	2.3	2.4	2.3	2.2
Avg. Stride Length [m]	6.5	8.0	7.7	7.5	6.7	7.1



- [ ] Ranking at each section and finish
- .-.- No data available at this section
- NA No data available



Horse/Jockey Name	Fenton
Final Rank	6
Fastest Section Time (Section)	0:10.77 (1000m)
Top Speed [km/h] (Section)	68.0 (1000m)
Race State	Finished



Aquis Park Gold Coast Poly QLD Professional

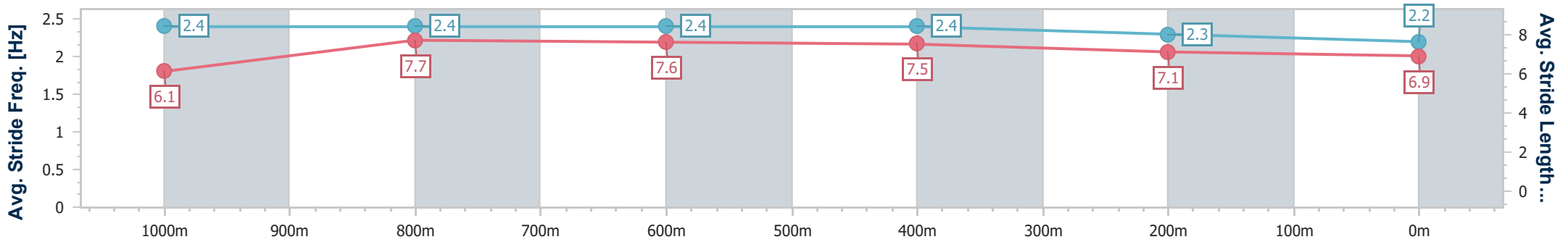
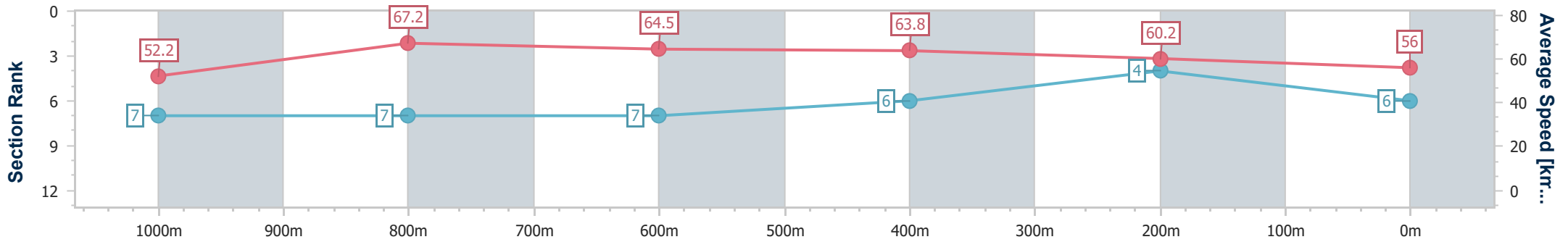
Race 5: TAB Maiden Handicap - 1200m

30 September 2023 - 15:56

Track Rating: Synthetic , Weather: Fine, Rail Position: True



Section	Overall	1000m	800m	600m	400m	200m
Section Times	1:12.22 [6] (0:13.81)	0:58.41 [7] (0:10.77)	0:47.64 [7] (0:11.25)	0:36.39 [7] (0:11.47)	0:24.92 [6] (0:12.04)	0:12.88 [4]
Average Speed [km/h]	52.2	67.2	64.5	63.8	60.2	56.0
Top Speed [km/h]	67.7	68.0	66.5	67.3	62.1	58.8
Avg. Dist. to Rail [m]	5.8	1.4	1.5	2.8	4.9	6.8
Avg. Stride Freq. [Hz]	2.4	2.4	2.4	2.4	2.3	2.2
Avg. Stride Length [m]	6.1	7.7	7.6	7.5	7.1	6.9



- [ ] Ranking at each section and finish
- .-.- No data available at this section
- NA No data available



Horse/Jockey Name	Anotherlovelyday
Final Rank	7
Fastest Section Time (Section)	0:10.95 (1000m)
Top Speed [km/h] (Section)	66.4 (1000m)
Race State	Finished



Aquis Park Gold Coast Poly QLD Professional

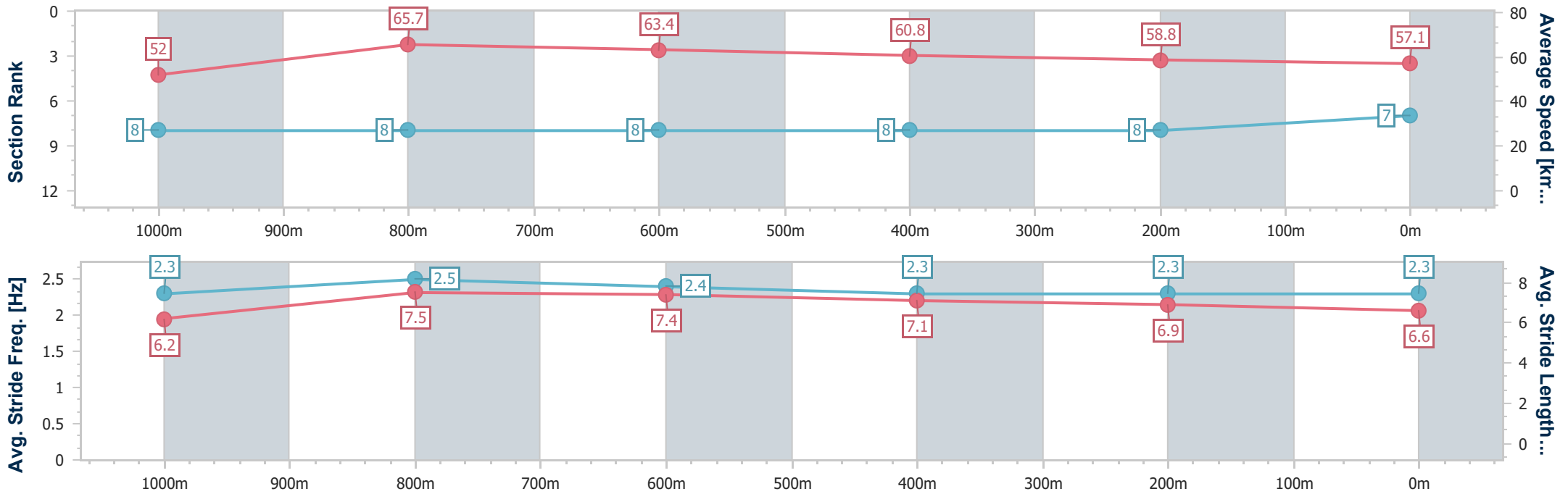
Race 5: TAB Maiden Handicap - 1200m

30 September 2023 - 15:56

Track Rating: Synthetic , Weather: Fine, Rail Position: True



Section	Overall	1000m	800m	600m	400m	200m
Section Times	1:12.96 [7] (0:13.84)	0:59.12 [8] (0:10.95)	0:48.17 [8] (0:11.30)	0:36.87 [8] (0:11.91)	0:24.96 [8] (0:12.33)	0:12.63 [8] (0:12.63)
Average Speed [km/h]	52.0	65.7	63.4	60.8	58.8	57.1
Top Speed [km/h]	65.1	66.4	66.2	62.4	59.4	58.4
Avg. Dist. to Rail [m]	1.4	0.2	0.8	1.0	3.6	6.0
Avg. Stride Freq. [Hz]	2.3	2.5	2.4	2.3	2.3	2.3
Avg. Stride Length [m]	6.2	7.5	7.4	7.1	6.9	6.6



- [ ] Ranking at each section and finish
- .-.- No data available at this section
- NA No data available





Horse/Jockey Name	Adelaide's Lace
Final Rank	8
Fastest Section Time (Section)	0:10.69 (1000m)
Top Speed [km/h] (Section)	68.7 (Overall)
Race State	Finished



Aquis Park Gold Coast Poly QLD Professional

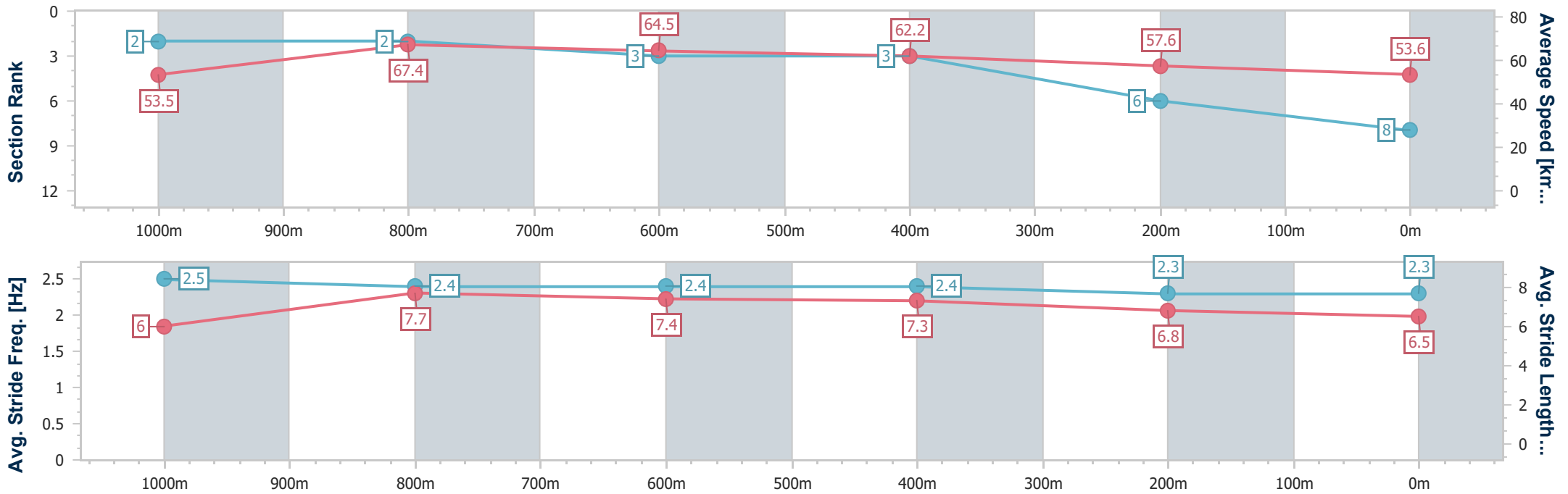
Race 5: TAB Maiden Handicap - 1200m

30 September 2023 - 15:56

Track Rating: Synthetic , Weather: Fine, Rail Position: True



Section	Overall	1000m	800m	600m	400m	200m
Section Times	1:13.03 [8] (0:13.46)	0:59.57 [2] (0:10.69)	0:48.88 [2] (0:11.14)	0:37.74 [3] (0:11.66)	0:26.08 [3] (0:12.59)	0:13.49 [6] (0:13.49)
Average Speed [km/h]	53.5	67.4	64.5	62.2	57.6	53.6
Top Speed [km/h]	68.7	68.6	65.8	64.4	59.8	56.0
Avg. Dist. to Rail [m]	3.6	0.8	0.5	1.6	4.2	5.4
Avg. Stride Freq. [Hz]	2.5	2.4	2.4	2.4	2.3	2.3
Avg. Stride Length [m]	6.0	7.7	7.4	7.3	6.8	6.5



- [ ] Ranking at each section and finish
- .-.- No data available at this section
- NA No data available



Horse/Jockey Name	Hell Approaching
Final Rank	9
Fastest Section Time (Section)	0:10.96 (1000m)
Top Speed [km/h] (Section)	67.1 (1000m)
Race State	Finished



Aquis Park Gold Coast Poly QLD Professional

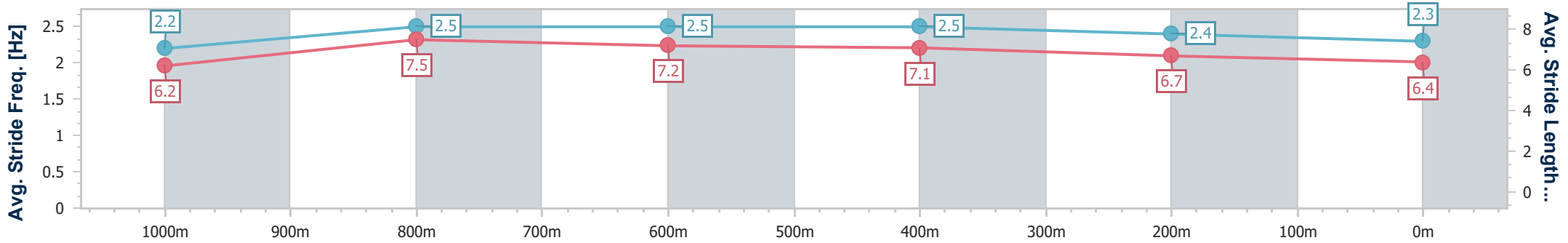
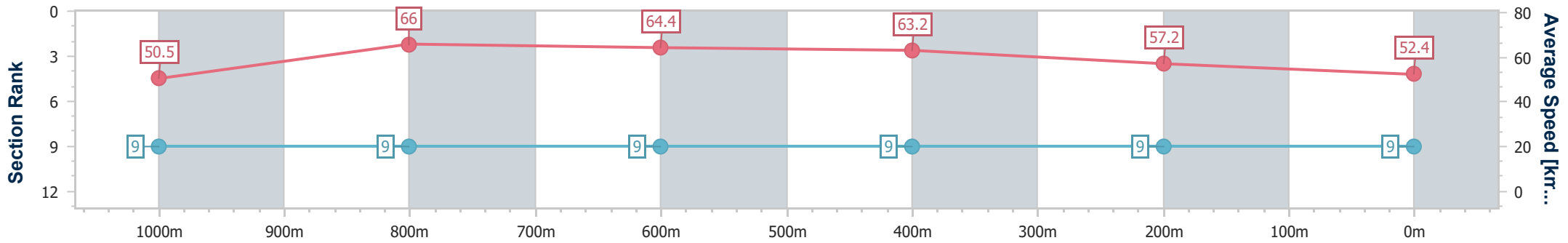
Race 5: TAB Maiden Handicap - 1200m

30 September 2023 - 15:56

Track Rating: Synthetic , Weather: Fine, Rail Position: True



Section	Overall	1000m	800m	600m	400m	200m
Section Times	1:14.75 [9] (0:14.28)	1:00.47 [9] (0:10.96)	0:49.51 [9] (0:11.33)	0:38.18 [9] (0:11.66)	0:26.52 [9] (0:12.74)	0:13.78 [9] (0:13.78)
Average Speed [km/h]	50.5	66.0	64.4	63.2	57.2	52.4
Top Speed [km/h]	63.9	67.1	66.0	65.8	60.0	55.6
Avg. Dist. to Rail [m]	3.3	2.0	2.5	4.3	6.8	7.7
Avg. Stride Freq. [Hz]	2.2	2.5	2.5	2.5	2.4	2.3
Avg. Stride Length [m]	6.2	7.5	7.2	7.1	6.7	6.4



- [ ] Ranking at each section and finish
- .-.- No data available at this section
- NA No data available