



Aquis Park Gold Coast Poly QLD Professional

Race 1: HAPPY BIRTHDAY ROB VICKERS Class 1 Handicap - 2000m

30 September 2023 - 13:29



Track Rating: Synthetic , Weather: Fine, Rail Position: True

Section		Overall	1800m	1600m	1400m	1200m	1000m	800m	Last 600m				
Field Times		2:06.45 (0:14.50)	1:51.95 (0:11.97)	1:39.98 (0:12.85)	1:27.13 (0:13.12)	1:14.01 (0:12.49)	1:01.52 (0:12.50)	0:49.02 (0:12.11)	0:36.91				
Rank	TAB Horse/Jockey	Barrier	Top Speed [km/h]	Fastest Section									Distance Travelled [m]
1	5 OSAKA MISS Stacey Callow	1	63.5 600m	0:11.72 600m	2:06.45 [1] (0:14.87)	1:51.58 [4] (0:12.23)	1:39.35 [5] (0:12.87)	1:26.48 [5] (0:13.38)	1:13.10 [4] (0:12.38)	1:00.72 [4] (0:12.48)	0:48.24 [5] (0:11.95)	0:36.29	
2	1 TIRITIRI Noel Callow	3	62.9 600m	0:11.86 600m	2:06.50 [2] (0:14.68)	1:51.82 [3] (0:12.25)	1:39.57 [3] (0:12.75)	1:26.82 [3] (0:13.46)	1:13.36 [3] (0:12.36)	1:01.00 [3] (0:12.49)	0:48.51 [3] (0:12.04)	0:36.47	+3
3	6 ALALTUN Nozi Tomizawa	2	61.6 600m	0:11.97 1800m	2:06.79 [3] (0:14.50)	1:52.29 [1] (0:11.97)	1:40.32 [1] (0:12.85)	1:27.47 [1] (0:13.12)	1:14.35 [1] (0:12.49)	1:01.86 [1] (0:12.50)	0:49.36 [1] (0:12.11)	0:37.25	-11
4	3 GREEN ESSENCE Jai Williams	6	61.9 Overall	0:11.98 1800m	2:06.94 [4] (0:14.60)	1:52.34 [2] (0:11.98)	1:40.36 [2] (0:12.90)	1:27.46 [2] (0:13.10)	1:14.36 [2] (0:12.53)	1:01.83 [2] (0:12.44)	0:49.39 [2] (0:12.16)	0:37.23	-3
5	2 BLUSHING LUCAS Emily Lang	5	64.6 800m	0:11.77 600m	2:07.06 [5] (0:14.93)	1:52.13 [5] (0:12.08)	1:40.05 [4] (0:12.87)	1:27.18 [4] (0:13.53)	1:13.65 [5] (0:12.33)	1:01.32 [5] (0:12.41)	0:48.91 [4] (0:11.83)	0:37.08	+9

Scratched: Avoid The Misstres (#4)

[] Ranking at each section and finish
 -:-:-:- No data available at this section
 NA No data available

SCN Saddle cloth number
 DNF Did not finish
 DNT Did not track



Aquis Park Gold Coast Poly QLD Professional
Race 1: HAPPY BIRTHDAY ROB VICKERS Class 1 Handicap - 2000m
30 September 2023 - 13:29



Track Rating: Synthetic , Weather: Fine, Rail Position: True

Section					600m	400m	200m				Last 600m
Field Times					0:36.91 (0:12.02)	0:24.89 (0:12.35)	0:12.54 (0:12.54)				0:36.91
Rank	TAB	Horse/Jockey	Barrier	Top Speed [km/h]	Fastest Section	Margin			Distance Travelled [m]		
1	5	OSAKA MISS Stacey Callow	1	63.5 600m	0:11.72 600m	0:36.29 [5] (0:11.72)	0:24.57 [4] (0:12.08)	0:12.49 [2] (0:12.49)	2:06.45	0:36.29	
2	1	TIRITIRI Noel Callow	3	62.9 600m	0:11.86 600m	0:36.47 [4] (0:11.86)	0:24.61 [5] (0:12.02)	0:12.59 [1] (0:12.59)	0.2L	0:36.47 +3	
3	6	ALALTUN Nozi Tomizawa	2	61.6 600m	0:11.97 1800m	0:37.25 [1] (0:12.02)	0:25.23 [1] (0:12.44)	0:12.79 [4] (0:12.79)	1.7L	0:37.25 -11	
4	3	GREEN ESSENCE Jai Williams	6	61.9 Overall	0:11.98 1800m	0:37.23 [2] (0:11.99)	0:25.24 [2] (0:12.50)	0:12.74 [5] (0:12.74)	2.5L	0:37.23 -3	
5	2	BLUSHING LUCAS Emily Lang	5	64.6 800m	0:11.77 600m	0:37.08 [3] (0:11.77)	0:25.31 [3] (0:12.22)	0:13.09 [3] (0:13.09)	3L	0:37.08 +9	

Scratched: Avoid The Misstres (#4)

[] Ranking at each section and finish
 -:-:-:- No data available at this section
 NA No data available

SCN Saddle cloth number
 DNF Did not finish
 DNT Did not track



Horse/Jockey Name	Osaka Miss
Final Rank	1
Fastest Section Time (Section)	0:11.72 (600m)
Top Speed [km/h] (Section)	63.5 (600m)
Race State	Finished



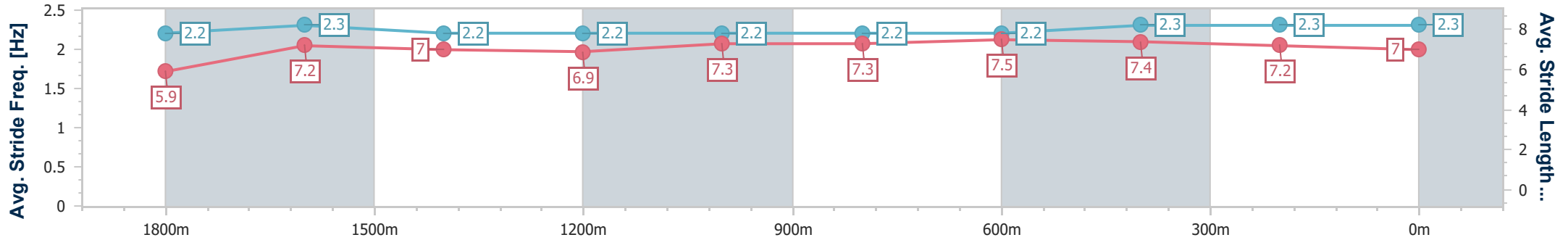
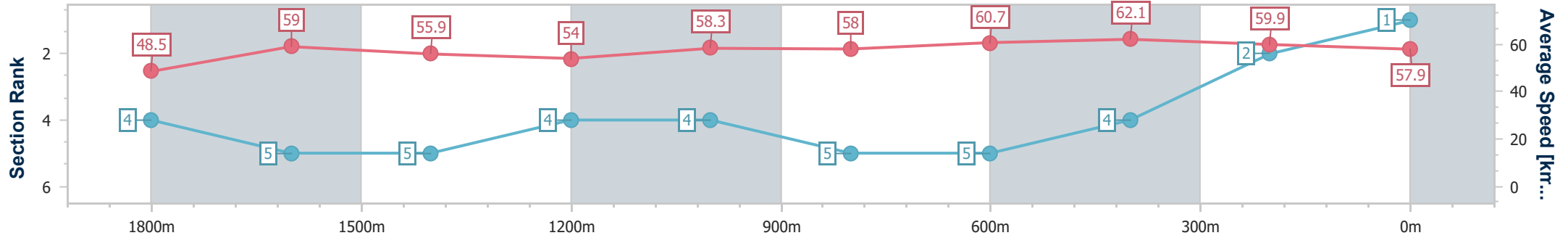
Aquis Park Gold Coast Poly QLD Professional
Race 1: HAPPY BIRTHDAY ROB VICKERS Class 1 Handicap - 2000m



30 September 2023 - 13:29

Track Rating: Synthetic , Weather: Fine, Rail Position: True

Section	Overall	1800m	1600m	1400m	1200m	1000m	800m	600m	400m	200m
Section Times	2:06.45 [1] (0:14.87)	1:51.58 [4] (0:12.23)	1:39.35 [5] (0:12.87)	1:26.48 [5] (0:13.38)	1:13.10 [4] (0:12.38)	1:00.72 [4] (0:12.48)	0:48.24 [5] (0:11.95)	0:36.29 [5] (0:11.72)	0:24.57 [4] (0:12.08)	0:12.49 [2] (0:12.49)
Average Speed [km/h]	48.5	59.0	55.9	54.0	58.3	58.0	60.7	62.1	59.9	57.9
Top Speed [km/h]	59.6	60.2	57.0	55.6	59.4	58.7	62.6	63.5	61.8	59.4
Avg. Dist. to Rail [m]	0.9	0.6	0.5	0.7	1.9	1.6	1.9	2.3	2.6	3.1
Avg. Stride Freq. [Hz]	2.2	2.3	2.2	2.2	2.2	2.2	2.2	2.3	2.3	2.3
Avg. Stride Length [m]	5.9	7.2	7.0	6.9	7.3	7.3	7.5	7.4	7.2	7.0



- [] Ranking at each section and finish
- .-.- No data available at this section
- NA No data available



Horse/Jockey Name	Tiritiri
Final Rank	2
Fastest Section Time (Section)	0:11.86 (600m)
Top Speed [km/h] (Section)	62.9 (600m)
Race State	Finished



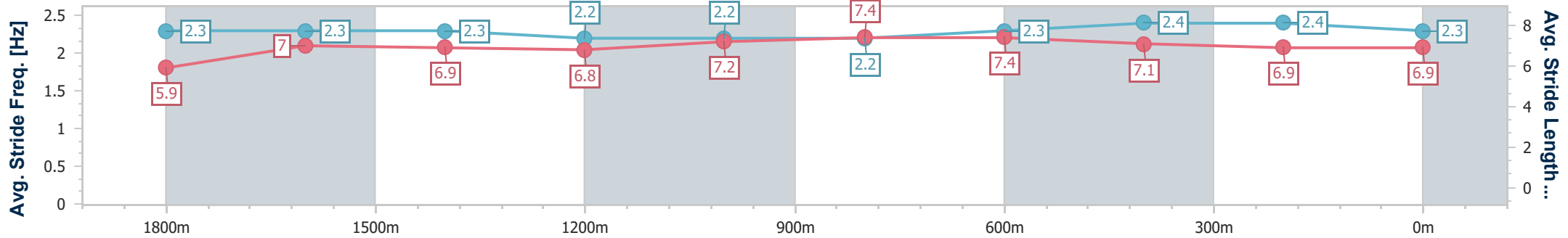
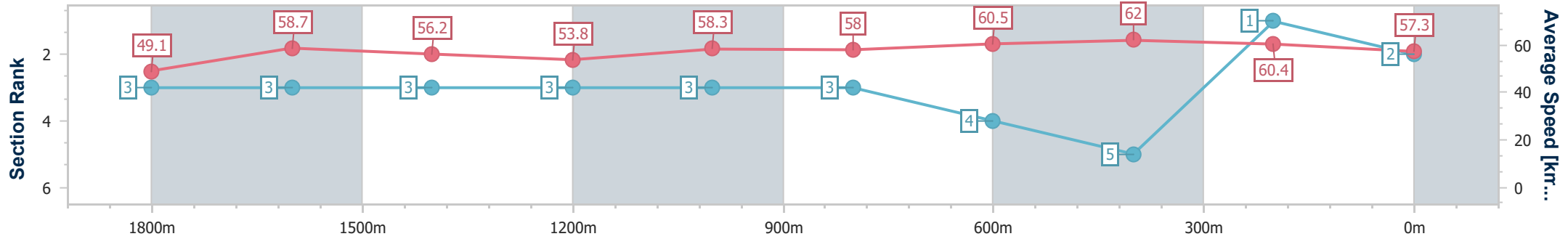
Aquis Park Gold Coast Poly QLD Professional
 Race 1: HAPPY BIRTHDAY ROB VICKERS Class 1 Handicap - 2000m



30 September 2023 - 13:29

Track Rating: Synthetic , Weather: Fine, Rail Position: True

Section	Overall	1800m	1600m	1400m	1200m	1000m	800m	600m	400m	200m
Section Times	2:06.50 [2] (0:14.68)	1:51.82 [3] (0:12.25)	1:39.57 [3] (0:12.75)	1:26.82 [3] (0:13.46)	1:13.36 [3] (0:12.36)	1:01.00 [3] (0:12.49)	0:48.51 [3] (0:12.04)	0:36.47 [4] (0:11.86)	0:24.61 [5] (0:12.02)	0:12.59 [1] (0:12.59)
Average Speed [km/h]	49.1	58.7	56.2	53.8	58.3	58.0	60.5	62.0	60.4	57.3
Top Speed [km/h]	60.8	60.8	57.8	56.5	59.6	58.8	62.6	62.9	61.3	58.9
Avg. Dist. to Rail [m]	1.6	0.3	0.6	1.0	2.5	2.5	2.3	3.9	3.3	4.1
Avg. Stride Freq. [Hz]	2.3	2.3	2.3	2.2	2.2	2.2	2.3	2.4	2.4	2.3
Avg. Stride Length [m]	5.9	7.0	6.9	6.8	7.2	7.4	7.4	7.1	6.9	6.9



- [] Ranking at each section and finish
- .-.- No data available at this section
- NA No data available



Horse/Jockey Name	Alaltun
Final Rank	3
Fastest Section Time (Section)	0:11.97 (1800m)
Top Speed [km/h] (Section)	61.6 (600m)
Race State	Finished



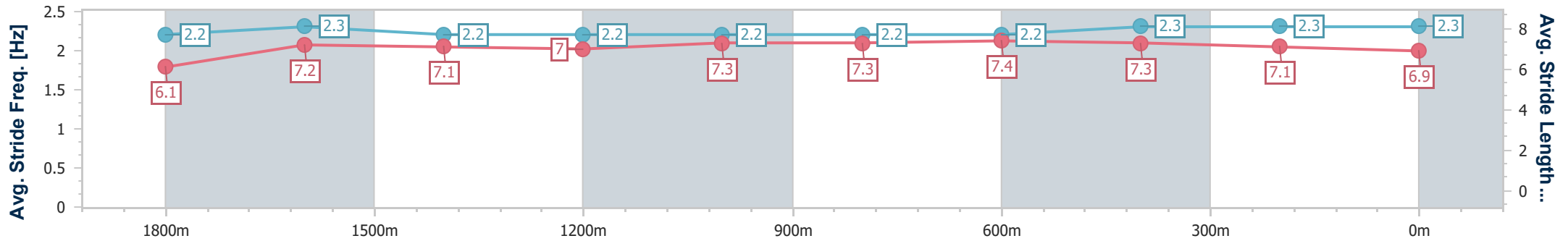
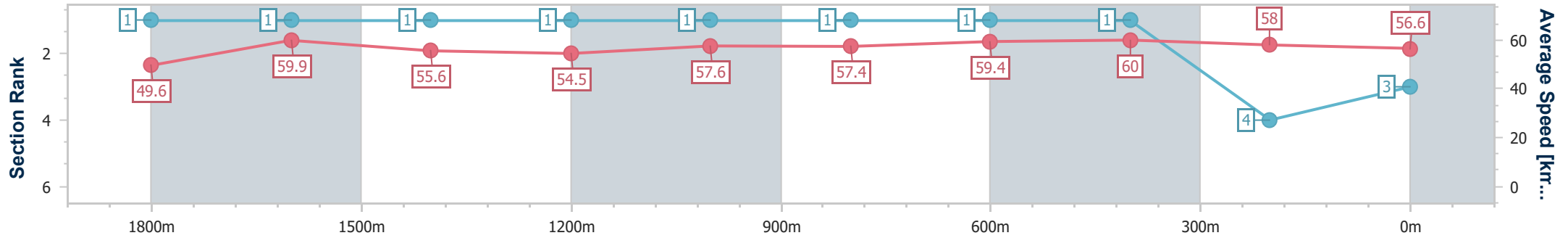
Aquis Park Gold Coast Poly QLD Professional
Race 1: HAPPY BIRTHDAY ROB VICKERS Class 1 Handicap - 2000m



30 September 2023 - 13:29

Track Rating: Synthetic , Weather: Fine, Rail Position: True

Section	Overall	1800m	1600m	1400m	1200m	1000m	800m	600m	400m	200m
Section Times	2:06.79 [3] (0:14.50)	1:52.29 [1] (0:11.97)	1:40.32 [1] (0:12.85)	1:27.47 [1] (0:13.12)	1:14.35 [1] (0:12.49)	1:01.86 [1] (0:12.50)	0:49.36 [1] (0:12.11)	0:37.25 [1] (0:12.02)	0:25.23 [1] (0:12.44)	0:12.79 [4] (0:12.79)
Average Speed [km/h]	49.6	59.9	55.6	54.5	57.6	57.4	59.4	60.0	58.0	56.6
Top Speed [km/h]	61.3	61.4	57.1	56.7	58.3	58.2	61.1	61.6	58.7	58.3
Avg. Dist. to Rail [m]	0.7	0.9	1.0	0.8	0.3	0.4	0.5	0.3	1.5	2.0
Avg. Stride Freq. [Hz]	2.2	2.3	2.2	2.2	2.2	2.2	2.2	2.3	2.3	2.3
Avg. Stride Length [m]	6.1	7.2	7.1	7.0	7.3	7.3	7.4	7.3	7.1	6.9



- [] Ranking at each section and finish
- .-.- No data available at this section
- NA No data available



Horse/Jockey Name	Green Essence
Final Rank	4
Fastest Section Time (Section)	0:11.98 (1800m)
Top Speed [km/h] (Section)	61.9 (Overall)
Race State	Finished



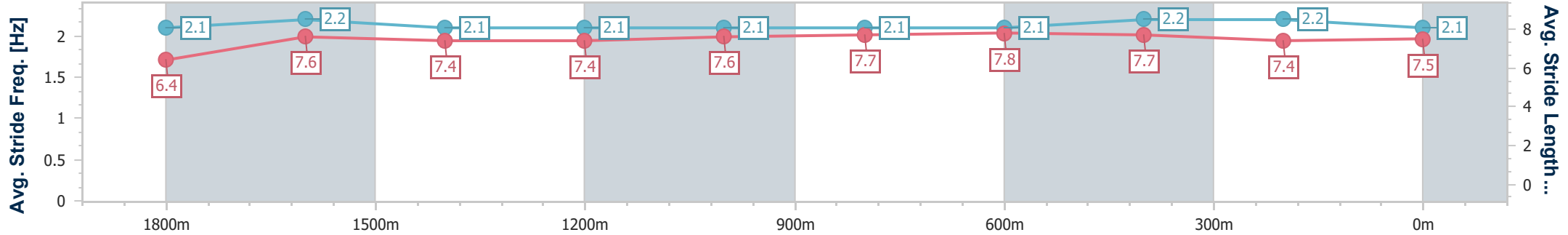
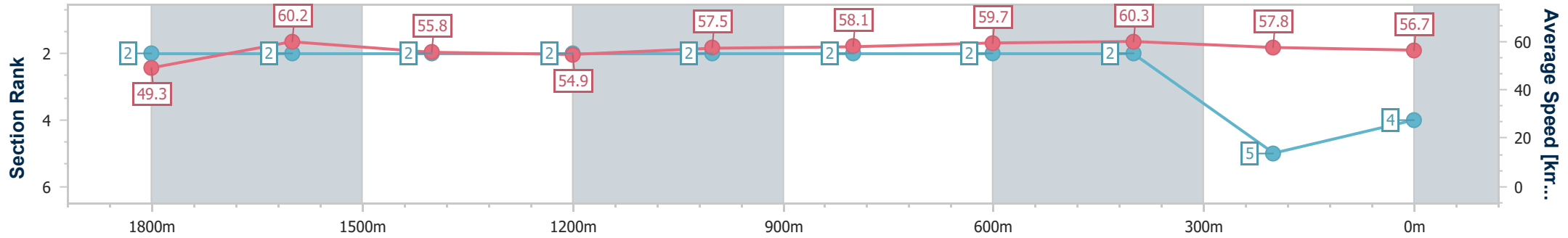
Aquis Park Gold Coast Poly QLD Professional
 Race 1: HAPPY BIRTHDAY ROB VICKERS Class 1 Handicap - 2000m



30 September 2023 - 13:29

Track Rating: Synthetic , Weather: Fine, Rail Position: True

Section	Overall	1800m	1600m	1400m	1200m	1000m	800m	600m	400m	200m
Section Times	2:06.94 [4] (0:14.60)	1:52.34 [2] (0:11.98)	1:40.36 [2] (0:12.90)	1:27.46 [2] (0:13.10)	1:14.36 [2] (0:12.53)	1:01.83 [2] (0:12.44)	0:49.39 [2] (0:12.16)	0:37.23 [2] (0:11.99)	0:25.24 [2] (0:12.50)	0:12.74 [5] (0:12.74)
Average Speed [km/h]	49.3	60.2	55.8	54.9	57.5	58.1	59.7	60.3	57.8	56.7
Top Speed [km/h]	61.9	61.6	56.8	57.1	58.2	58.9	60.8	61.8	59.3	58.0
Avg. Dist. to Rail [m]	3.4	1.0	0.5	0.2	1.1	1.2	1.5	1.3	2.4	2.6
Avg. Stride Freq. [Hz]	2.1	2.2	2.1	2.1	2.1	2.1	2.1	2.2	2.2	2.1
Avg. Stride Length [m]	6.4	7.6	7.4	7.4	7.6	7.7	7.8	7.7	7.4	7.5



- [] Ranking at each section and finish
- .-.- No data available at this section
- NA No data available



Horse/Jockey Name	Blushing Lucas
Final Rank	5
Fastest Section Time (Section)	0:11.77 (600m)
Top Speed [km/h] (Section)	64.6 (800m)
Race State	Finished



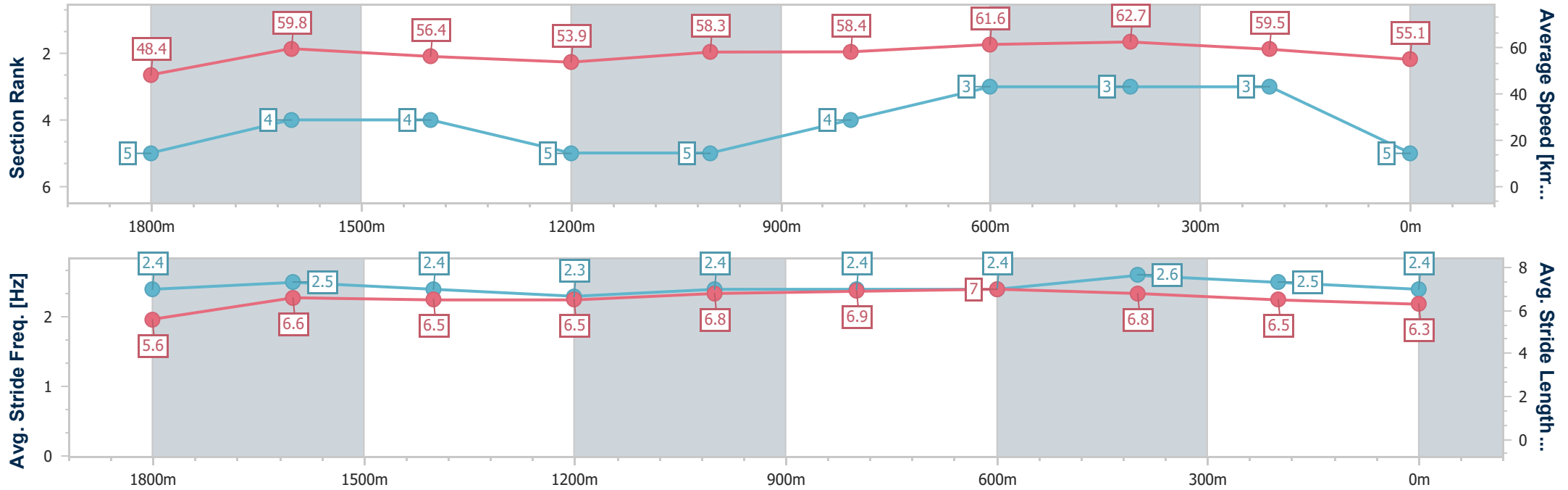
Aquis Park Gold Coast Poly QLD Professional
 Race 1: HAPPY BIRTHDAY ROB VICKERS Class 1 Handicap - 2000m



30 September 2023 - 13:29

Track Rating: Synthetic , Weather: Fine, Rail Position: True

Section	Overall	1800m	1600m	1400m	1200m	1000m	800m	600m	400m	200m
Section Times	2:07.06 [5] (0:14.93)	1:52.13 [5] (0:12.08)	1:40.05 [4] (0:12.87)	1:27.18 [4] (0:13.53)	1:13.65 [5] (0:12.33)	1:01.32 [5] (0:12.41)	0:48.91 [4] (0:11.83)	0:37.08 [3] (0:11.77)	0:25.31 [3] (0:12.22)	0:13.09 [3] (0:13.09)
Average Speed [km/h]	48.4	59.8	56.4	53.9	58.3	58.4	61.6	62.7	59.5	55.1
Top Speed [km/h]	61.7	62.1	58.4	56.7	59.5	59.2	64.6	64.0	61.2	57.7
Avg. Dist. to Rail [m]	2.7	1.9	2.2	1.6	1.9	2.0	2.5	4.3	4.2	4.7
Avg. Stride Freq. [Hz]	2.4	2.5	2.4	2.3	2.4	2.4	2.4	2.6	2.5	2.4
Avg. Stride Length [m]	5.6	6.6	6.5	6.5	6.8	6.9	7.0	6.8	6.5	6.3



- [] Ranking at each section and finish
- .-.- No data available at this section
- NA No data available