



Townsville QLD Professional

Race 8: LADBROKES MATES MODE BENCHMARK 55 Handicap - 1400m

29 September 2023 - 17:45



Track Rating: Good 4, Weather: Fine, Rail Position: +2m 1000m-W/Post; True Remainder

| Section | | | | Overall | 1200m | 1000m | 800m | 600m | 400m | Last 600m | | | |
|-------------|-----|--|---------|----------------------|----------------------|---------------------------|---------------------------|---------------------------|---------------------------|---------------------------|---------------------------|------------------------|----|
| Field Times | | | | 1:22.31 (0:13.89) | 1:08.42 (0:10.87) | 0:57.55 (0:11.19) | 0:46.36 (0:11.21) | 0:35.15 (0:11.24) | 0:23.91 (0:11.72) | 0:35.15 | | | |
| Rank | TAB | Horse/Jockey | Barrier | Top Speed [km/h] | Fastest Section | | | | | | | Distance Travelled [m] | |
| 1 | 2 | MISTA OMEGA Ashley Butler | 7 | 66.9 Overall | 0:10.90 1200m | 1:22.31 [1] (0:14.10) | 1:08.21 [3] (0:10.90) | 0:57.31 [5] (0:11.38) | 0:45.93 [5] (0:11.16) | 0:34.77 [5] (0:11.17) | 0:23.60 [5] (0:11.41) | 0:34.77 | |
| 2 | 1 | VICTORY FOR US Ryan Wiggins | 3 | 67.0 1200m | 0:11.03 1200m | 1:22.55 [2] (0:14.30) | 1:08.25 [6] (0:11.03) | 0:57.22 [8] (0:11.38) | 0:45.84 [7] (0:11.10) | 0:34.74 [7] (0:11.19) | 0:23.55 [7] (0:11.41) | 0:34.74 | -2 |
| 3 | 8 | PRIVATE CHEETAH Nathan Thomas | 19 | 67.2 1200m | 0:10.85 1200m | 1:22.83 [3] (0:14.32) | 1:08.51 [7] (0:10.85) | 0:57.66 [6] (0:11.42) | 0:46.24 [6] (0:11.19) | 0:35.05 [6] (0:11.14) | 0:23.91 [6] (0:11.62) | 0:35.05 | +2 |
| 4 | 12 | BABY GUINNESS Adrian Layt | 2 | 68.2 1200m | 0:10.80 1200m | 1:22.89 [4] (0:14.13) | 1:08.76 [5] (0:10.80) | 0:57.96 [4] (0:11.35) | 0:46.61 [3] (0:11.18) | 0:35.43 [3] (0:11.18) | 0:24.25 [4] (0:11.56) | 0:35.43 | +1 |
| 5 | 15 | LIGHTHEADEDNESS Pietro Romeo | 16 | 67.9 1200m | 0:11.02 1200m | 1:22.95 [5] (0:13.89) | 1:09.06 [1] (0:11.02) | 0:58.04 [2] (0:11.17) | 0:46.87 [2] (0:11.18) | 0:35.69 [2] (0:11.28) | 0:24.41 [2] (0:11.58) | 0:35.69 | +0 |
| 6 | 13 | FROM THIS MOMENT Isabella Teh | 9 | 68.9 Overall | 0:10.86 1200m | 1:23.05 [6] (0:13.90) | 1:09.15 [2] (0:10.86) | 0:58.29 [1] (0:11.19) | 0:47.10 [1] (0:11.21) | 0:35.89 [1] (0:11.24) | 0:24.65 [1] (0:11.77) | 0:35.89 | -2 |
| 7 | 17 | BELLS APPROACHING James Baker | 15 | 66.5 800m | 0:11.01 1200m | 1:23.20 [7] (0:14.49) | 1:08.71 [8] (0:11.01) | 0:57.70 [9] (0:11.55) | 0:46.15 [9] (0:11.05) | 0:35.10 [9] (0:11.03) | 0:24.07 [8] (0:11.54) | 0:35.10 | +4 |
| 8 | 10 | EMATHION Morgan Butler | 5 | 66.7 800m | 0:11.06 1200m | 1:23.27 [8] (0:14.49) | 1:08.78 [9] (0:11.06) | 0:57.72 [10] (0:11.63) | 0:46.09 [11] (0:11.12) | 0:34.97 [12] (0:11.13) | 0:23.84 [12] (0:11.51) | 0:34.97 | +2 |
| 9 | 14 | LITTLE RED PEPPER Jackson Murphy | 13 | 67.6 1200m | 0:10.83 1200m | 1:23.30 [9] (0:14.10) | 1:09.20 [3] (0:10.83) | 0:58.37 [3] (0:11.41) | 0:46.96 [4] (0:11.15) | 0:35.81 [4] (0:11.09) | 0:24.72 [3] (0:11.88) | 0:35.81 | -1 |
| 10 | 18 | ZOUHOPE David Sparks | 10 | 68.1 800m | 0:10.83 800m | 1:23.43 [10] (0:14.98) | 1:08.45 [14] (0:10.98) | 0:57.47 [13] (0:11.42) | 0:46.05 [12] (0:10.83) | 0:35.22 [11] (0:10.99) | 0:24.23 [11] (0:11.59) | 0:35.22 | +4 |

Scratched: Collombatti (#3), Koonunga Hill (#5), Brave Intent (#16)

[] Ranking at each section and finish
 -:-:- No data available at this section
 NA No data available

SCN Saddle cloth number
 DNF Did not finish
 DNT Did not track



Townsville QLD Professional

Race 8: LADBROKES MATES MODE BENCHMARK 55 Handicap - 1400m

29 September 2023 - 17:45



Track Rating: Good 4, Weather: Fine, Rail Position: +2m 1000m-W/Post; True Remainder

| Section | Field Times | Overall | 1200m | 1000m | 800m | 600m | 400m | Last 600m | | | | |
|---------|----------------------------------|----------------------|----------------------|----------------------|---------------------------|---------------------------|---------------------------|---------------------------|---------------------------|---------------------------|---------|----|
| | | 1:22.31 (0:13.89) | 1:08.42 (0:10.87) | 0:57.55 (0:11.19) | 0:46.36 (0:11.21) | 0:35.15 (0:11.24) | 0:23.91 (0:11.72) | 0:35.15 | | | | |
| Rank | TAB Horse/Jockey | Barrier | Top Speed [km/h] | Fastest Section | | | | | Distance Travelled [m] | | | |
| 11 | 11 PLUCKERCARN Tessa Townsend | 14 | 66.9 600m | 0:11.01 600m | 1:23.73 [11] (0:15.64) | 1:08.09 [16] (0:11.31) | 0:56.78 [16] (0:11.19) | 0:45.59 [16] (0:11.07) | 0:34.52 [16] (0:11.01) | 0:23.51 [16] (0:11.36) | 0:34.52 | +0 |
| 12 | 6 IMPARDOO Graham Kliese | 4 | 67.2 800m | 0:10.97 800m | 1:23.73 [12] (0:14.55) | 1:09.18 [10] (0:11.04) | 0:58.14 [11] (0:11.55) | 0:46.59 [10] (0:10.97) | 0:35.62 [10] (0:11.06) | 0:24.56 [9] (0:11.70) | 0:35.62 | -4 |
| 13 | 4 CONQUERING JUDAS Carl Spry | 11 | 67.0 800m | 0:11.02 800m | 1:23.84 [13] (0:14.82) | 1:09.02 [12] (0:11.10) | 0:57.92 [12] (0:11.56) | 0:46.36 [14] (0:11.02) | 0:35.34 [13] (0:11.13) | 0:24.21 [13] (0:11.57) | 0:35.34 | +1 |
| 14 | 19 NEWITT Tahlia Fenlon | 6 | 68.1 1200m | 0:10.74 1200m | 1:23.98 [14] (0:14.58) | 1:09.40 [11] (0:10.74) | 0:58.66 [7] (0:11.42) | 0:47.24 [8] (0:11.10) | 0:36.14 [8] (0:11.33) | 0:24.81 [10] (0:11.84) | 0:36.14 | +0 |
| 15 | 7 SEEFELD Jason Taylor | 12 | 67.6 800m | 0:10.90 800m | 1:24.03 [15] (0:15.39) | 1:08.64 [15] (0:11.12) | 0:57.52 [15] (0:11.43) | 0:46.09 [15] (0:10.90) | 0:35.19 [15] (0:11.03) | 0:24.16 [14] (0:11.70) | 0:35.19 | -4 |
| 16 | 9 PUTSCH Scott Sheargold | 1 | 67.7 1000m | 0:11.03 800m | 1:32.42 [16] (0:14.91) | 1:17.51 [13] (0:11.16) | 1:06.35 [14] (0:11.40) | 0:54.95 [13] (0:11.03) | 0:43.92 [14] (0:11.40) | 0:32.52 [15] (0:12.29) | 0:43.92 | -3 |

Scratched: Collombatti (#3), Koonunga Hill (#5), Brave Intent (#16)

[] Ranking at each section and finish
 -:-:- No data available at this section
 NA No data available

SCN Saddle cloth number
 DNF Did not finish
 DNT Did not track



Townsville QLD Professional

Race 8: LADBROKES MATES MODE BENCHMARK 55 Handicap - 1400m

29 September 2023 - 17:45



Track Rating: Good 4, Weather: Fine, Rail Position: +2m 1000m-W/Post; True Remainder

| Section | | | | 200m | | | | Last 600m | |
|-------------|-----|--------------------------|---------|------------------|-----------------|--------------|---------|-----------|------------------------|
| Field Times | | | | 0:12.19 | | | | 0:35.15 | |
| | | | | (0:12.19) | | | | | |
| Rank | TAB | Horse/Jockey | Barrier | Top Speed [km/h] | Fastest Section | Margin | | | Distance Travelled [m] |
| 1 | 2 | MISTA OMEGA | 7 | 66.9 | 0:10.90 | 0:12.19 [1] | 1:22.31 | | 0:34.77 |
| | | Ashley Butler | | Overall | 1200m | (0:12.19) | | | |
| 2 | 1 | VICTORY FOR US | 3 | 67.0 | 0:11.03 | 0:12.14 [5] | 1.3L | | 0:34.74 -2 |
| | | Ryan Wiggins | | 1200m | 1200m | (0:12.14) | | | |
| 3 | 8 | PRIVATE CHEETAH | 19 | 67.2 | 0:10.85 | 0:12.29 [7] | 2.8L | | 0:35.05 +2 |
| | | Nathan Thomas | | 1200m | 1200m | (0:12.29) | | | |
| 4 | 12 | BABY GUINNESS | 2 | 68.2 | 0:10.80 | 0:12.69 [4] | 3L | | 0:35.43 +1 |
| | | Adrian Layt | | 1200m | 1200m | (0:12.69) | | | |
| 5 | 15 | LIGHTHEADEDNESS | 16 | 67.9 | 0:11.02 | 0:12.83 [2] | 3.3L | | 0:35.69 +0 |
| | | Pietro Romeo | | 1200m | 1200m | (0:12.83) | | | |
| 6 | 13 | FROM THIS MOMENT | 9 | 68.9 | 0:10.86 | 0:12.88 [3] | 3.8L | | 0:35.89 -2 |
| | | Isabella Teh | | Overall | 1200m | (0:12.88) | | | |
| 7 | 17 | BELLS APPROACHING | 15 | 66.5 | 0:11.01 | 0:12.53 [8] | 4.6L | | 0:35.10 +4 |
| | | James Baker | | 800m | 1200m | (0:12.53) | | | |
| 8 | 10 | EMATHION | 5 | 66.7 | 0:11.06 | 0:12.33 [11] | 4.9L | | 0:34.97 +2 |
| | | Morgan Butler | | 800m | 1200m | (0:12.33) | | | |
| 9 | 14 | LITTLE RED PEPPER | 13 | 67.6 | 0:10.83 | 0:12.84 [6] | 5.1L | | 0:35.81 -1 |
| | | Jackson Murphy | | 1200m | 1200m | (0:12.84) | | | |
| 10 | 18 | ZOUHOPE | 10 | 68.1 | 0:10.83 | 0:12.64 [9] | 5.6L | | 0:35.22 +4 |
| | | David Sparks | | 800m | 800m | (0:12.64) | | | |

Scratched: Collombatti (#3), Koonunga Hill (#5), Brave Intent (#16)

[] Ranking at each section and finish
 -:-:- No data available at this section
 NA No data available

SCN Saddle cloth number
 DNF Did not finish
 DNT Did not track



Townsville QLD Professional

Race 8: LADBROKES MATES MODE BENCHMARK 55 Handicap - 1400m

29 September 2023 - 17:45



Track Rating: Good 4, Weather: Fine, Rail Position: +2m 1000m-W/Post; True Remainder

| Section | | | | 200m | | | | Last 600m | |
|-------------|-----|--------------------------------------|---------|----------------------|------------------|---------------------------|-------|-----------|------------------------|
| Field Times | | | | 0:12.19 (0:12.19) | | | | 0:35.15 | |
| Rank | TAB | Horse/Jockey | Barrier | Top Speed [km/h] | Fastest Section | Margin | | | Distance Travelled [m] |
| 11 | 11 | PLUCKERCARN Tessa Townsend | 14 | 66.9 600m | 0:11.01 600m | 0:12.15 [15] (0:12.15) | 7.4L | | 0:34.52 +0 |
| 12 | 6 | IMPARDOO Graham Kliese | 4 | 67.2 800m | 0:10.97 800m | 0:12.86 [10] (0:12.86) | 7.5L | | 0:35.62 -4 |
| 13 | 4 | CONQUERING JUDAS Carl Spry | 11 | 67.0 800m | 0:11.02 800m | 0:12.64 [13] (0:12.64) | 8L | | 0:35.34 +1 |
| 14 | 19 | NEWITT Tahlia Fenlon | 6 | 68.1 1200m | 0:10.74 1200m | 0:12.97 [12] (0:12.97) | 8.8L | | 0:36.14 +0 |
| 15 | 7 | SEEFELD Jason Taylor | 12 | 67.6 800m | 0:10.90 800m | 0:12.46 [14] (0:12.46) | 9L | | 0:35.19 -4 |
| 16 | 9 | PUTSCH Scott Sheargold | 1 | 67.7 1000m | 0:11.03 800m | 0:20.23 [16] (0:20.23) | 58.3L | | 0:43.92 -3 |

Scratched: Collombatti (#3), Koonunga Hill (#5), Brave Intent (#16)

[] Ranking at each section and finish
 -:-:- No data available at this section
 NA No data available

SCN Saddle cloth number
 DNF Did not finish
 DNT Did not track



| | |
|--------------------------------|-----------------|
| Horse/Jockey Name | Mista Omega |
| Final Rank | 1 |
| Fastest Section Time (Section) | 0:10.90 (1200m) |
| Top Speed [km/h] (Section) | 66.9 (Overall) |
| Race State | Finished |



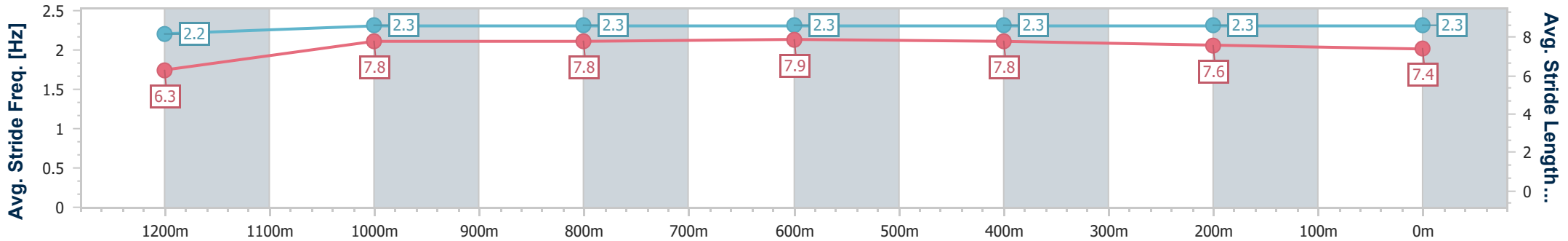
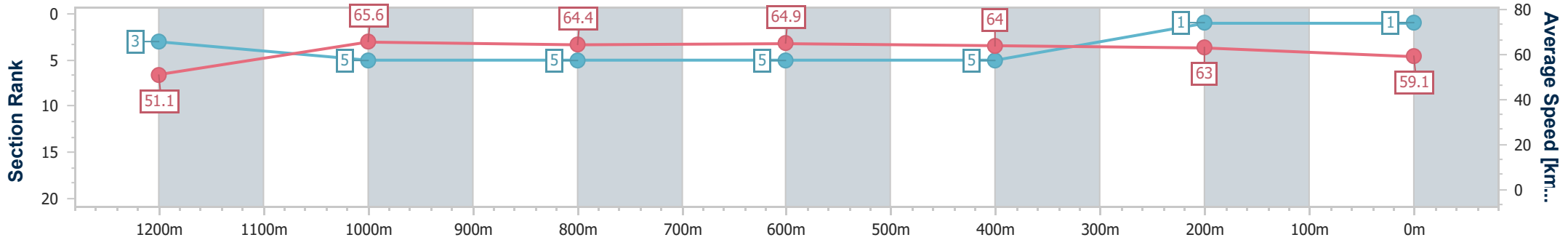
Townsville QLD Professional
Race 8: LADBROKES MATES MODE BENCHMARK 55
Handicap - 1400m



29 September 2023 - 17:45

Track Rating: Good 4, Weather: Fine, Rail Position: +2m 1000m-
W/Post; True Remainder

| Section | Overall | 1200m | 1000m | 800m | 600m | 400m | 200m |
|------------------------|--------------------------|--------------------------|--------------------------|--------------------------|--------------------------|--------------------------|--------------------------|
| Section Times | 1:22.31 [1] (0:14.10) | 1:08.21 [3] (0:10.90) | 0:57.31 [5] (0:11.38) | 0:45.93 [5] (0:11.16) | 0:34.77 [5] (0:11.17) | 0:23.60 [5] (0:11.41) | 0:12.19 [1] (0:12.19) |
| Average Speed [km/h] | 51.1 | 65.6 | 64.4 | 64.9 | 64.0 | 63.0 | 59.1 |
| Top Speed [km/h] | 66.9 | 66.8 | 65.5 | 65.6 | 65.3 | 63.8 | 62.9 |
| Avg. Dist. to Rail [m] | 7.3 | 4.4 | 3.6 | 1.1 | 1.5 | 2.0 | 6.3 |
| Avg. Stride Freq. [Hz] | 2.2 | 2.3 | 2.3 | 2.3 | 2.3 | 2.3 | 2.3 |
| Avg. Stride Length [m] | 6.3 | 7.8 | 7.8 | 7.9 | 7.8 | 7.6 | 7.4 |



- [] Ranking at each section and finish
- .-.- No data available at this section
- NA No data available



| | |
|--------------------------------|-----------------|
| Horse/Jockey Name | Victory For Us |
| Final Rank | 2 |
| Fastest Section Time (Section) | 0:11.03 (1200m) |
| Top Speed [km/h] (Section) | 67.0 (1200m) |
| Race State | Finished |



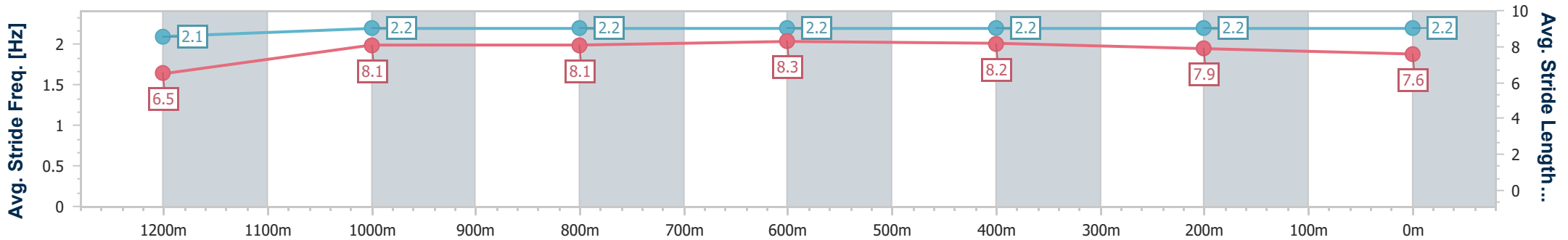
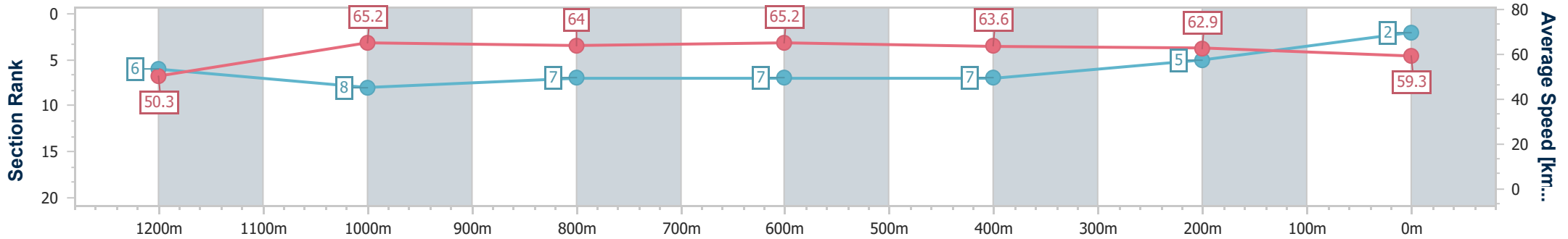
Townsville QLD Professional
Race 8: LADBROKES MATES MODE BENCHMARK 55
Handicap - 1400m



29 September 2023 - 17:45

Track Rating: Good 4, Weather: Fine, Rail Position: +2m 1000m-
W/Post; True Remainder

| Section | Overall | 1200m | 1000m | 800m | 600m | 400m | 200m | | | | | | | |
|------------------------|--------------------------|--------------------------|--------------------------|--------------------------|--------------------------|--------------------------|--------------------------|--|--|--|--|--|--|--|
| Section Times | 1:22.55 [2] (0:14.30) | 1:08.25 [6] (0:11.03) | 0:57.22 [8] (0:11.38) | 0:45.84 [7] (0:11.10) | 0:34.74 [7] (0:11.19) | 0:23.55 [7] (0:11.41) | 0:12.14 [5] (0:12.14) | | | | | | | |
| Average Speed [km/h] | 50.3 | 65.2 | 64.0 | 65.2 | 63.6 | 62.9 | 59.3 | | | | | | | |
| Top Speed [km/h] | 64.2 | 67.0 | 65.6 | 66.1 | 65.2 | 63.4 | 62.9 | | | | | | | |
| Avg. Dist. to Rail [m] | 5.2 | 3.8 | 3.2 | 1.1 | 2.1 | 1.3 | 5.7 | | | | | | | |
| Avg. Stride Freq. [Hz] | 2.1 | 2.2 | 2.2 | 2.2 | 2.2 | 2.2 | 2.2 | | | | | | | |
| Avg. Stride Length [m] | 6.5 | 8.1 | 8.1 | 8.3 | 8.2 | 7.9 | 7.6 | | | | | | | |



- [] Ranking at each section and finish
- .-.- No data available at this section
- NA No data available



| | |
|--------------------------------|-----------------|
| Horse/Jockey Name | Private Cheetah |
| Final Rank | 3 |
| Fastest Section Time (Section) | 0:10.85 (1200m) |
| Top Speed [km/h] (Section) | 67.2 (1200m) |
| Race State | Finished |



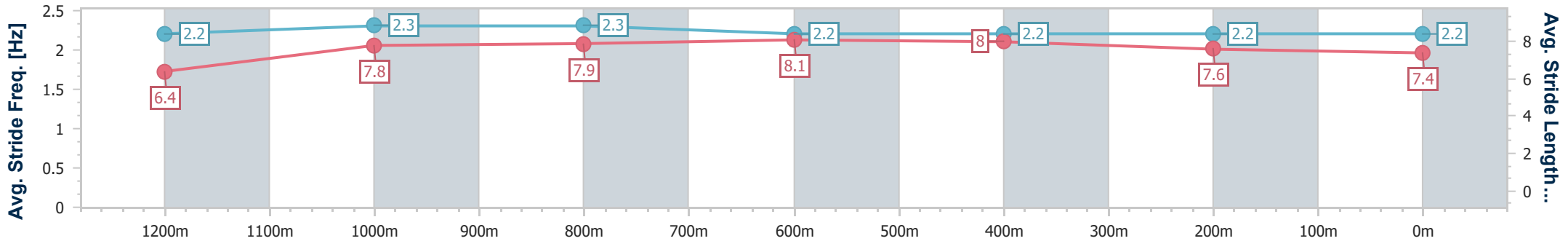
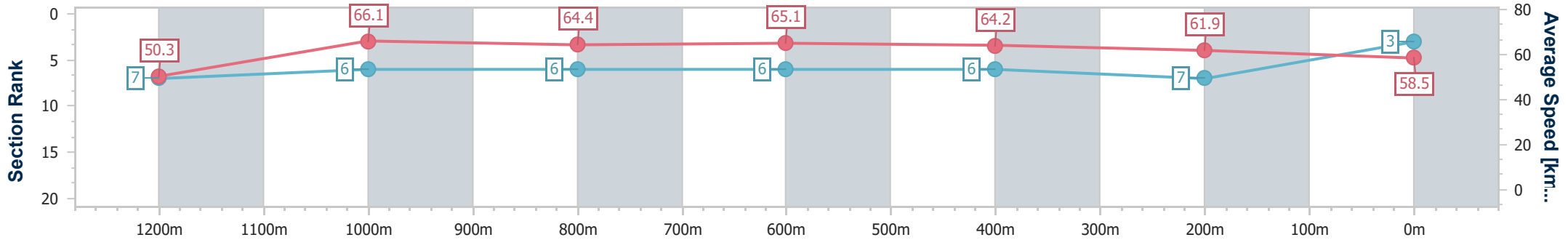
Townsville QLD Professional
Race 8: LADBROKES MATES MODE BENCHMARK 55
Handicap - 1400m

29 September 2023 - 17:45

Track Rating: Good 4, Weather: Fine, Rail Position: +2m 1000m-
W/Post; True Remainder



| Section | Overall | 1200m | 1000m | 800m | 600m | 400m | 200m |
|------------------------|--------------------------|--------------------------|--------------------------|--------------------------|--------------------------|--------------------------|--------------------------|
| Section Times | 1:22.83 [3] (0:14.32) | 1:08.51 [7] (0:10.85) | 0:57.66 [6] (0:11.42) | 0:46.24 [6] (0:11.19) | 0:35.05 [6] (0:11.14) | 0:23.91 [6] (0:11.62) | 0:12.29 [7] (0:12.29) |
| Average Speed [km/h] | 50.3 | 66.1 | 64.4 | 65.1 | 64.2 | 61.9 | 58.5 |
| Top Speed [km/h] | 66.0 | 67.2 | 65.2 | 65.7 | 65.7 | 62.6 | 61.3 |
| Avg. Dist. to Rail [m] | 12.9 | 5.5 | 4.5 | 2.0 | 1.3 | 2.1 | 7.4 |
| Avg. Stride Freq. [Hz] | 2.2 | 2.3 | 2.3 | 2.2 | 2.2 | 2.2 | 2.2 |
| Avg. Stride Length [m] | 6.4 | 7.8 | 7.9 | 8.1 | 8.0 | 7.6 | 7.4 |



- [] Ranking at each section and finish
- .-.- No data available at this section
- NA No data available



| | |
|--------------------------------|-----------------|
| Horse/Jockey Name | Baby Guinness |
| Final Rank | 4 |
| Fastest Section Time (Section) | 0:10.80 (1200m) |
| Top Speed [km/h] (Section) | 68.2 (1200m) |
| Race State | Finished |



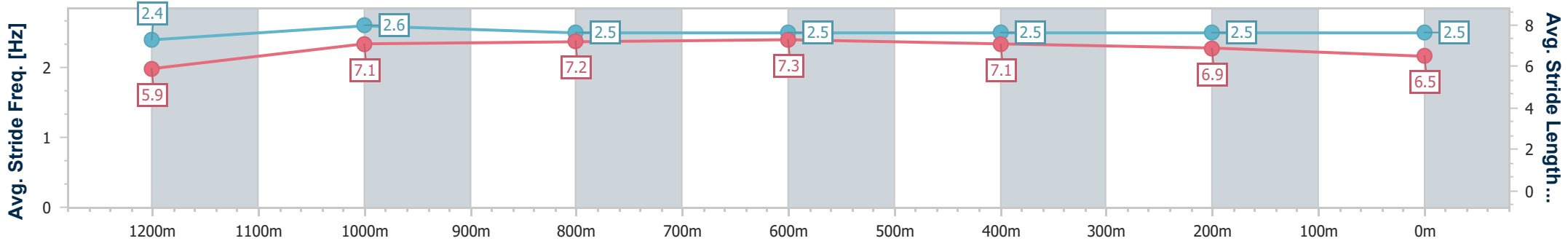
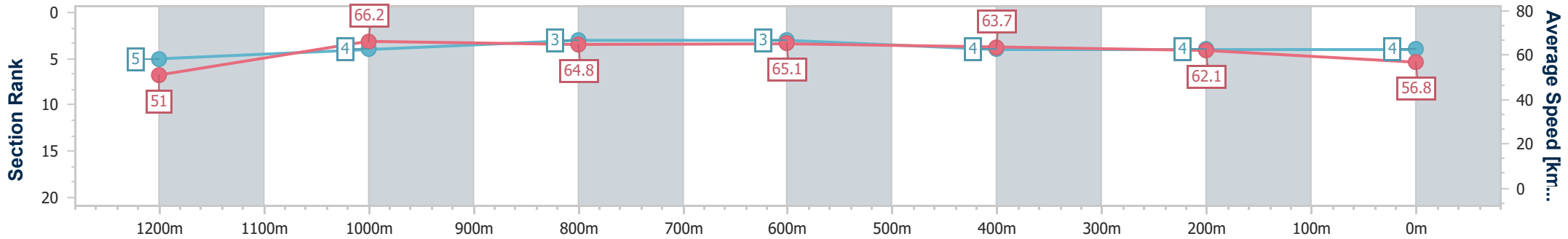
Townsville QLD Professional
Race 8: LADBROKES MATES MODE BENCHMARK 55
Handicap - 1400m



29 September 2023 - 17:45

Track Rating: Good 4, Weather: Fine, Rail Position: +2m 1000m-
W/Post; True Remainder

| Section | Overall | 1200m | 1000m | 800m | 600m | 400m | 200m | | | | | | | |
|------------------------|--------------------------|--------------------------|--------------------------|--------------------------|--------------------------|--------------------------|--------------------------|--|--|--|--|--|--|--|
| Section Times | 1:22.89 [4] (0:14.13) | 1:08.76 [5] (0:10.80) | 0:57.96 [4] (0:11.35) | 0:46.61 [3] (0:11.18) | 0:35.43 [3] (0:11.18) | 0:24.25 [4] (0:11.56) | 0:12.69 [4] (0:12.69) | | | | | | | |
| Average Speed [km/h] | 51.0 | 66.2 | 64.8 | 65.1 | 63.7 | 62.1 | 56.8 | | | | | | | |
| Top Speed [km/h] | 66.8 | 68.2 | 66.5 | 65.8 | 65.6 | 65.0 | 60.5 | | | | | | | |
| Avg. Dist. to Rail [m] | 4.3 | 3.6 | 4.0 | 2.2 | 2.0 | 1.2 | 3.3 | | | | | | | |
| Avg. Stride Freq. [Hz] | 2.4 | 2.6 | 2.5 | 2.5 | 2.5 | 2.5 | 2.5 | | | | | | | |
| Avg. Stride Length [m] | 5.9 | 7.1 | 7.2 | 7.3 | 7.1 | 6.9 | 6.5 | | | | | | | |



- [] Ranking at each section and finish
- .-.- No data available at this section
- NA No data available



| | |
|--------------------------------|------------------|
| Horse/Jockey Name | Lighthheadedness |
| Final Rank | 5 |
| Fastest Section Time (Section) | 0:11.02 (1200m) |
| Top Speed [km/h] (Section) | 67.9 (1200m) |
| Race State | Finished |



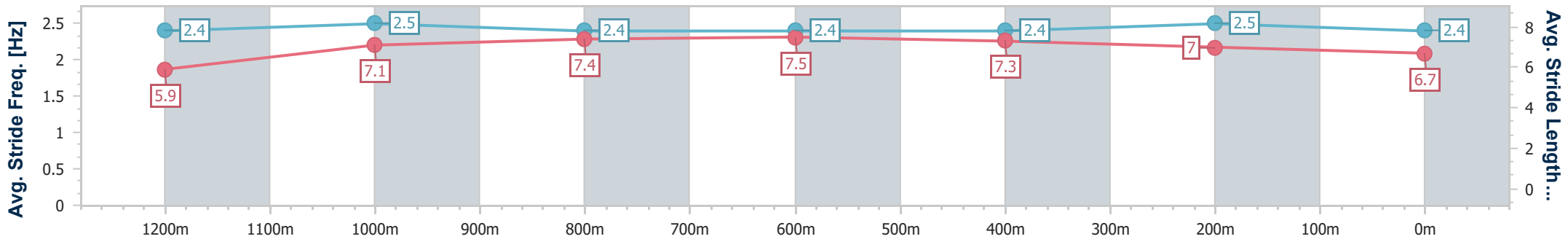
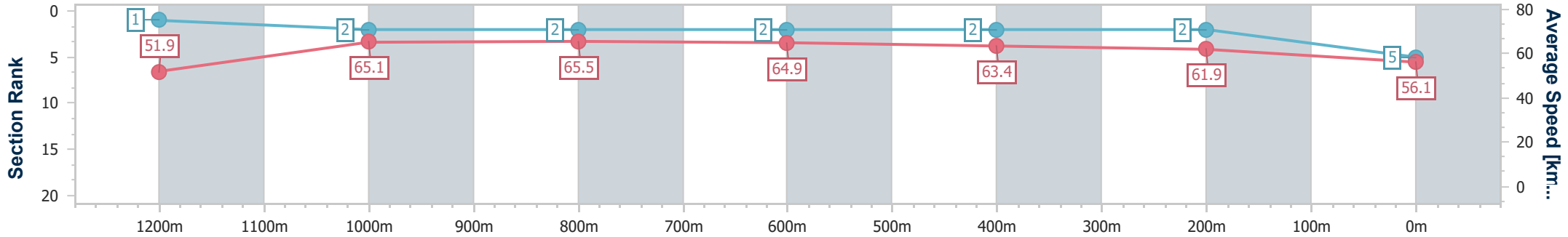
Townsville QLD Professional
Race 8: LADBROKES MATES MODE BENCHMARK 55
Handicap - 1400m



29 September 2023 - 17:45

Track Rating: Good 4, Weather: Fine, Rail Position: +2m 1000m-
W/Post; True Remainder

| Section | Overall | 1200m | 1000m | 800m | 600m | 400m | 200m |
|------------------------|--------------------------|--------------------------|--------------------------|--------------------------|--------------------------|--------------------------|--------------------------|
| Section Times | 1:22.95 [5] (0:13.89) | 1:09.06 [1] (0:11.02) | 0:58.04 [2] (0:11.17) | 0:46.87 [2] (0:11.18) | 0:35.69 [2] (0:11.28) | 0:24.41 [2] (0:11.58) | 0:12.83 [2] (0:12.83) |
| Average Speed [km/h] | 51.9 | 65.1 | 65.5 | 64.9 | 63.4 | 61.9 | 56.1 |
| Top Speed [km/h] | 67.4 | 67.9 | 66.7 | 65.8 | 64.9 | 62.5 | 60.9 |
| Avg. Dist. to Rail [m] | 12.3 | 4.4 | 4.1 | 1.6 | 1.5 | 1.5 | 4.2 |
| Avg. Stride Freq. [Hz] | 2.4 | 2.5 | 2.4 | 2.4 | 2.4 | 2.5 | 2.4 |
| Avg. Stride Length [m] | 5.9 | 7.1 | 7.4 | 7.5 | 7.3 | 7.0 | 6.7 |



- [] Ranking at each section and finish
- .-.- No data available at this section
- NA No data available



| | |
|--------------------------------|------------------|
| Horse/Jockey Name | From This Moment |
| Final Rank | 6 |
| Fastest Section Time (Section) | 0:10.86 (1200m) |
| Top Speed [km/h] (Section) | 68.9 (Overall) |
| Race State | Finished |



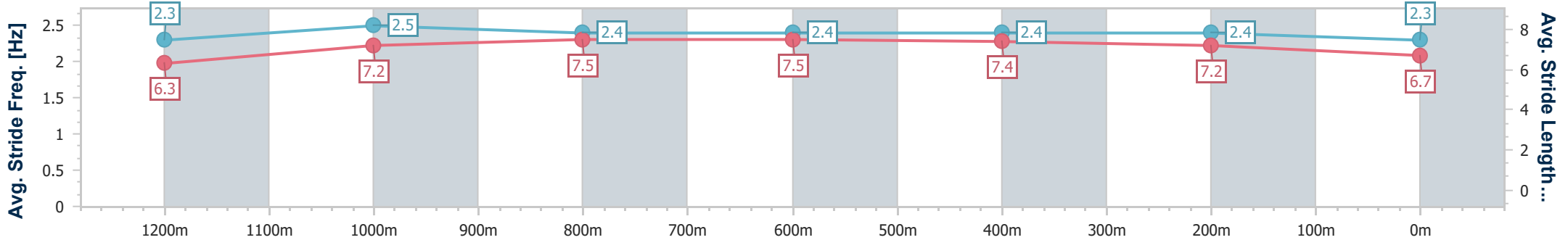
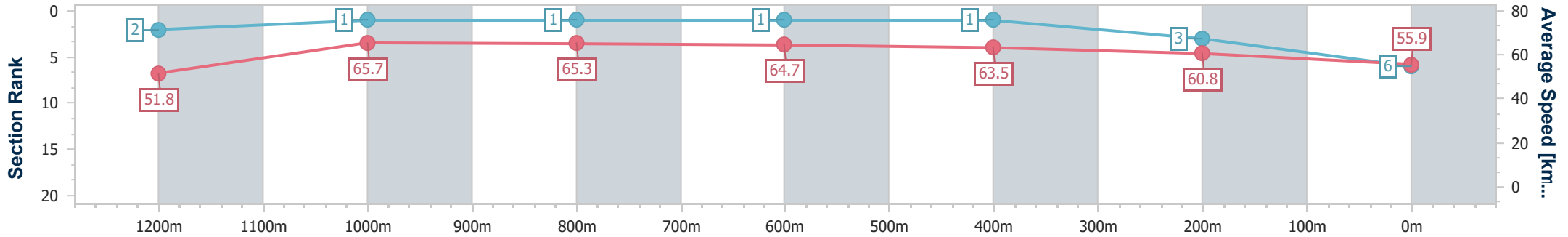
Townsville QLD Professional
Race 8: LADBROKES MATES MODE BENCHMARK 55
Handicap - 1400m



29 September 2023 - 17:45

Track Rating: Good 4, Weather: Fine, Rail Position: +2m 1000m-
W/Post; True Remainder

| Section | Overall | 1200m | 1000m | 800m | 600m | 400m | 200m |
|------------------------|--------------------------|--------------------------|--------------------------|--------------------------|--------------------------|--------------------------|--------------------------|
| Section Times | 1:23.05 [6] (0:13.90) | 1:09.15 [2] (0:10.86) | 0:58.29 [1] (0:11.19) | 0:47.10 [1] (0:11.21) | 0:35.89 [1] (0:11.24) | 0:24.65 [1] (0:11.77) | 0:12.88 [3] (0:12.88) |
| Average Speed [km/h] | 51.8 | 65.7 | 65.3 | 64.7 | 63.5 | 60.8 | 55.9 |
| Top Speed [km/h] | 68.9 | 68.8 | 67.0 | 67.0 | 64.9 | 63.7 | 58.9 |
| Avg. Dist. to Rail [m] | 8.6 | 3.0 | 2.8 | 1.2 | 1.7 | 1.7 | 1.6 |
| Avg. Stride Freq. [Hz] | 2.3 | 2.5 | 2.4 | 2.4 | 2.4 | 2.4 | 2.3 |
| Avg. Stride Length [m] | 6.3 | 7.2 | 7.5 | 7.5 | 7.4 | 7.2 | 6.7 |



- [] Ranking at each section and finish
- .-.- No data available at this section
- NA No data available



| | |
|--------------------------------|-------------------|
| Horse/Jockey Name | Bells Approaching |
| Final Rank | 7 |
| Fastest Section Time (Section) | 0:11.01 (1200m) |
| Top Speed [km/h] (Section) | 66.5 (800m) |
| Race State | Finished |



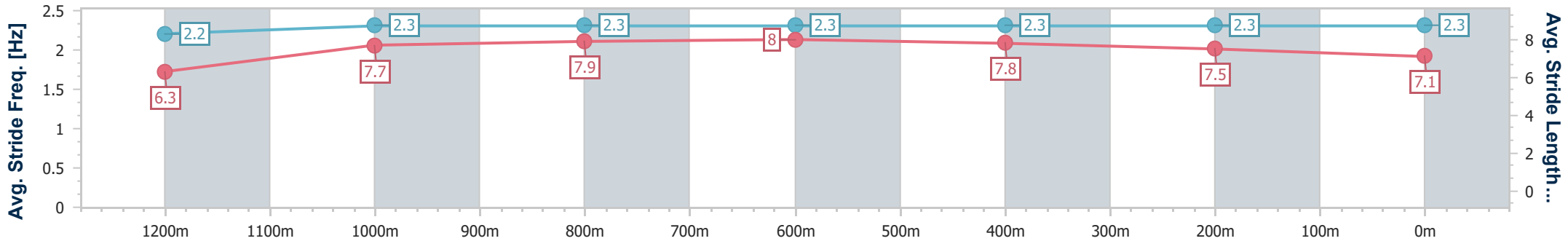
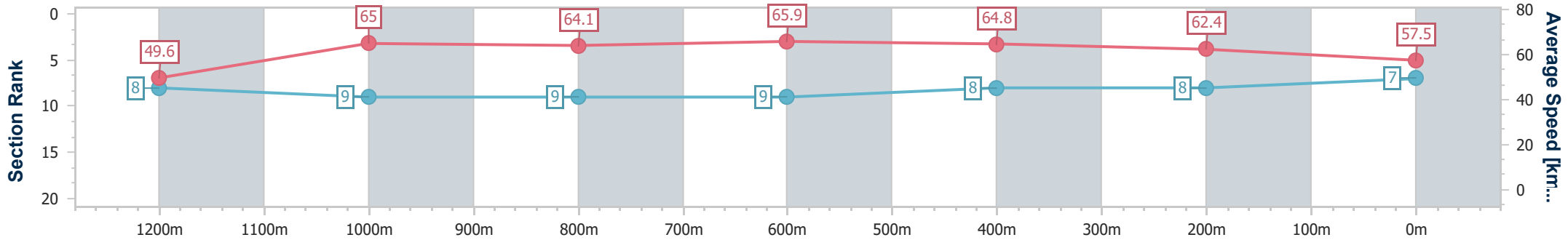
Townsville QLD Professional
Race 8: LADBROKES MATES MODE BENCHMARK 55
Handicap - 1400m



29 September 2023 - 17:45

Track Rating: Good 4, Weather: Fine, Rail Position: +2m 1000m-
W/Post; True Remainder

| Section | Overall | 1200m | 1000m | 800m | 600m | 400m | 200m | | | | | | | |
|------------------------|--------------------------|--------------------------|--------------------------|--------------------------|--------------------------|--------------------------|--------------------------|--|--|--|--|--|--|--|
| Section Times | 1:23.20 [7] (0:14.49) | 1:08.71 [8] (0:11.01) | 0:57.70 [9] (0:11.55) | 0:46.15 [9] (0:11.05) | 0:35.10 [9] (0:11.03) | 0:24.07 [8] (0:11.54) | 0:12.53 [8] (0:12.53) | | | | | | | |
| Average Speed [km/h] | 49.6 | 65.0 | 64.1 | 65.9 | 64.8 | 62.4 | 57.5 | | | | | | | |
| Top Speed [km/h] | 64.6 | 66.3 | 66.3 | 66.5 | 66.2 | 63.7 | 60.4 | | | | | | | |
| Avg. Dist. to Rail [m] | 11.2 | 5.8 | 5.2 | 2.3 | 1.3 | 2.6 | 9.1 | | | | | | | |
| Avg. Stride Freq. [Hz] | 2.2 | 2.3 | 2.3 | 2.3 | 2.3 | 2.3 | 2.3 | | | | | | | |
| Avg. Stride Length [m] | 6.3 | 7.7 | 7.9 | 8.0 | 7.8 | 7.5 | 7.1 | | | | | | | |



- [] Ranking at each section and finish
- .-.- No data available at this section
- NA No data available



| | |
|--------------------------------|-----------------|
| Horse/Jockey Name | Emathion |
| Final Rank | 8 |
| Fastest Section Time (Section) | 0:11.06 (1200m) |
| Top Speed [km/h] (Section) | 66.7 (800m) |
| Race State | Finished |



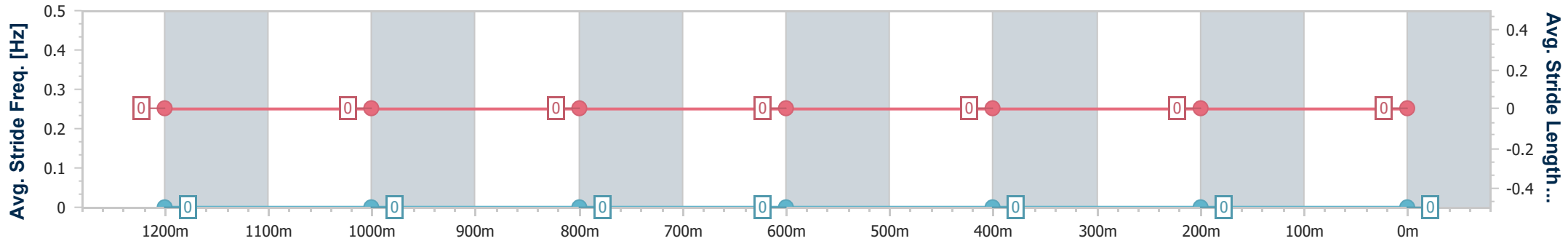
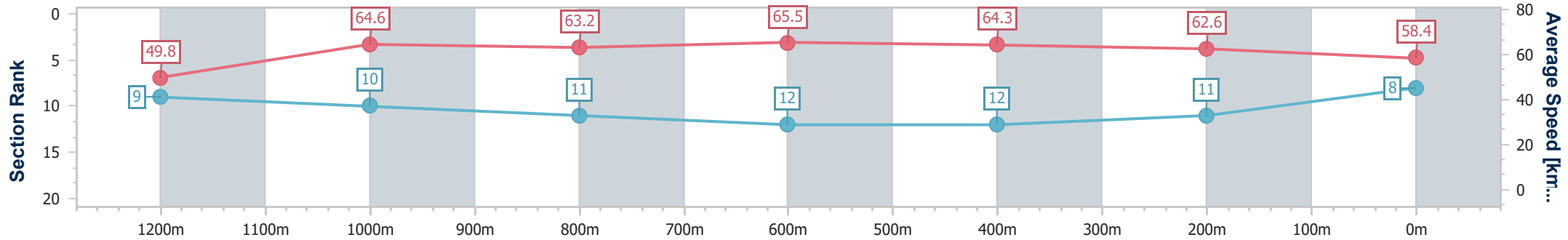
Townsville QLD Professional
Race 8: LADBROKES MATES MODE BENCHMARK 55
Handicap - 1400m

29 September 2023 - 17:45

Track Rating: Good 4, Weather: Fine, Rail Position: +2m 1000m-
W/Post; True Remainder



| Section | Overall | 1200m | 1000m | 800m | 600m | 400m | 200m |
|------------------------|--------------------------|--------------------------|---------------------------|---------------------------|---------------------------|---------------------------|---------------------------|
| Section Times | 1:23.27 [8] (0:14.49) | 1:08.78 [9] (0:11.06) | 0:57.72 [10] (0:11.63) | 0:46.09 [11] (0:11.12) | 0:34.97 [12] (0:11.13) | 0:23.84 [12] (0:11.51) | 0:12.33 [11] (0:12.33) |
| Average Speed [km/h] | 49.8 | 64.6 | 63.2 | 65.5 | 64.3 | 62.6 | 58.4 |
| Top Speed [km/h] | 65.9 | 66.4 | 65.6 | 66.7 | 66.2 | 64.0 | 61.7 |
| Avg. Dist. to Rail [m] | 5.7 | 4.0 | 3.7 | 2.3 | 1.2 | 2.9 | 5.3 |
| Avg. Stride Freq. [Hz] | --- | --- | --- | --- | --- | --- | --- |
| Avg. Stride Length [m] | --- | --- | --- | --- | --- | --- | --- |



- [] Ranking at each section and finish
- No data available at this section
- NA No data available



| | |
|--------------------------------|-------------------|
| Horse/Jockey Name | Little Red Pepper |
| Final Rank | 9 |
| Fastest Section Time (Section) | 0:10.83 (1200m) |
| Top Speed [km/h] (Section) | 67.6 (1200m) |
| Race State | Finished |



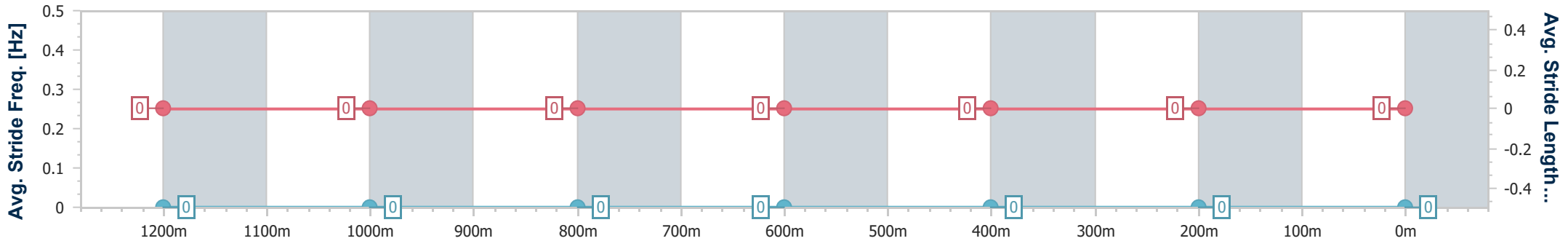
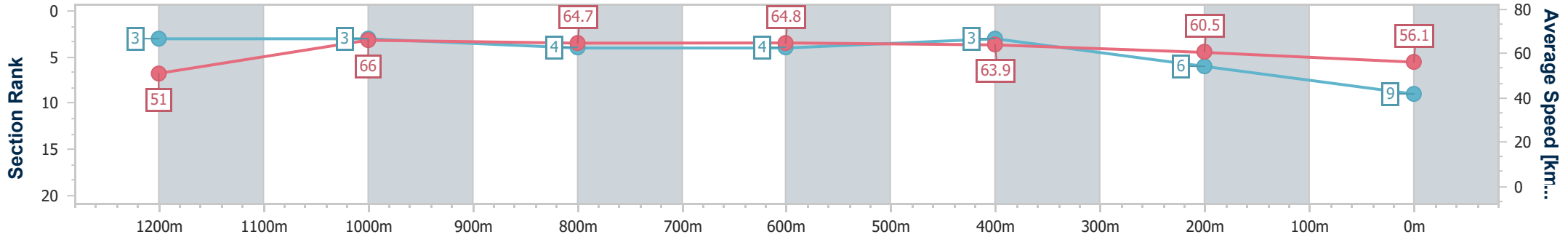
Townsville QLD Professional
Race 8: LADBROKES MATES MODE BENCHMARK 55
Handicap - 1400m

29 September 2023 - 17:45

Track Rating: Good 4, Weather: Fine, Rail Position: +2m 1000m-
W/Post; True Remainder



| Section | Overall | 1200m | 1000m | 800m | 600m | 400m | 200m | | | | | | |
|------------------------|--------------------------|--------------------------|--------------------------|--------------------------|--------------------------|--------------------------|--------------------------|--|--|--|--|--|--|
| Section Times | 1:23.30 [9] (0:14.10) | 1:09.20 [3] (0:10.83) | 0:58.37 [3] (0:11.41) | 0:46.96 [4] (0:11.15) | 0:35.81 [4] (0:11.09) | 0:24.72 [3] (0:11.88) | 0:12.84 [6] (0:12.84) | | | | | | |
| Average Speed [km/h] | 51.0 | 66.0 | 64.7 | 64.8 | 63.9 | 60.5 | 56.1 | | | | | | |
| Top Speed [km/h] | 66.9 | 67.6 | 67.6 | 65.8 | 65.6 | 61.5 | 58.7 | | | | | | |
| Avg. Dist. to Rail [m] | 10.5 | 5.2 | 4.5 | 1.2 | 3.0 | 1.8 | 6.1 | | | | | | |
| Avg. Stride Freq. [Hz] | --- | --- | --- | --- | --- | --- | --- | | | | | | |
| Avg. Stride Length [m] | --- | --- | --- | --- | --- | --- | --- | | | | | | |



- [] Ranking at each section and finish
- No data available at this section
- NA No data available



| | |
|--------------------------------|----------------|
| Horse/Jockey Name | Zouhope |
| Final Rank | 10 |
| Fastest Section Time (Section) | 0:10.83 (800m) |
| Top Speed [km/h] (Section) | 68.1 (800m) |
| Race State | Finished |



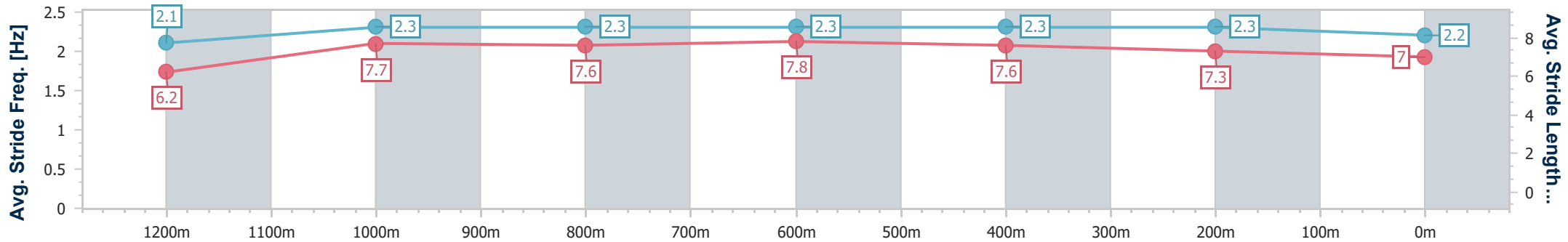
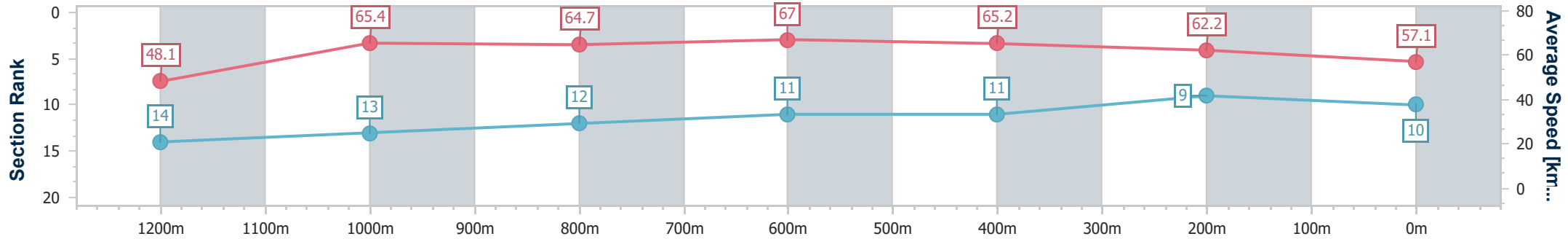
Townsville QLD Professional
Race 8: LADBROKES MATES MODE BENCHMARK 55
Handicap - 1400m

29 September 2023 - 17:45

Track Rating: Good 4, Weather: Fine, Rail Position: +2m 1000m-
W/Post; True Remainder



| Section | Overall | 1200m | 1000m | 800m | 600m | 400m | 200m |
|------------------------|---------------------------|---------------------------|---------------------------|---------------------------|---------------------------|---------------------------|--------------------------|
| Section Times | 1:23.43 [10] (0:14.98) | 1:08.45 [14] (0:10.98) | 0:57.47 [13] (0:11.42) | 0:46.05 [12] (0:10.83) | 0:35.22 [11] (0:10.99) | 0:24.23 [11] (0:11.59) | 0:12.64 [9] (0:12.64) |
| Average Speed [km/h] | 48.1 | 65.4 | 64.7 | 67.0 | 65.2 | 62.2 | 57.1 |
| Top Speed [km/h] | 64.5 | 66.5 | 67.1 | 68.1 | 67.2 | 64.1 | 60.1 |
| Avg. Dist. to Rail [m] | 9.2 | 6.4 | 5.1 | 1.5 | 0.8 | 3.6 | 10.1 |
| Avg. Stride Freq. [Hz] | 2.1 | 2.3 | 2.3 | 2.3 | 2.3 | 2.3 | 2.2 |
| Avg. Stride Length [m] | 6.2 | 7.7 | 7.6 | 7.8 | 7.6 | 7.3 | 7.0 |



- [] Ranking at each section and finish
- .-.- No data available at this section
- NA No data available



| | |
|--------------------------------|----------------|
| Horse/Jockey Name | Pluckercarn |
| Final Rank | 11 |
| Fastest Section Time (Section) | 0:11.01 (600m) |
| Top Speed [km/h] (Section) | 66.9 (600m) |
| Race State | Finished |



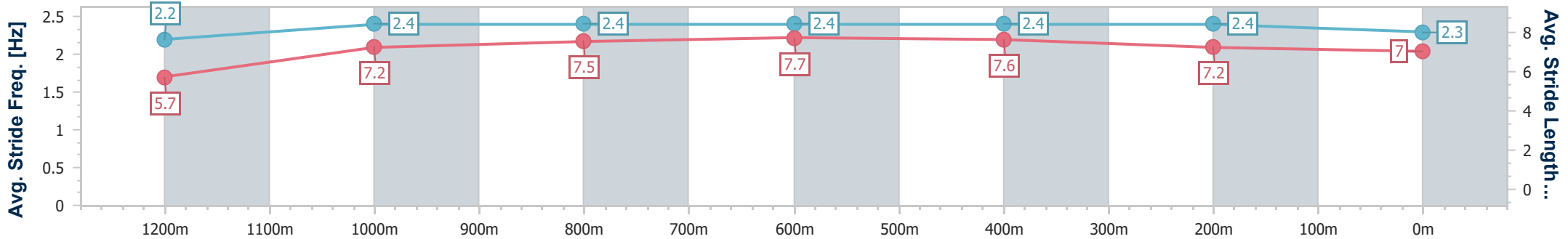
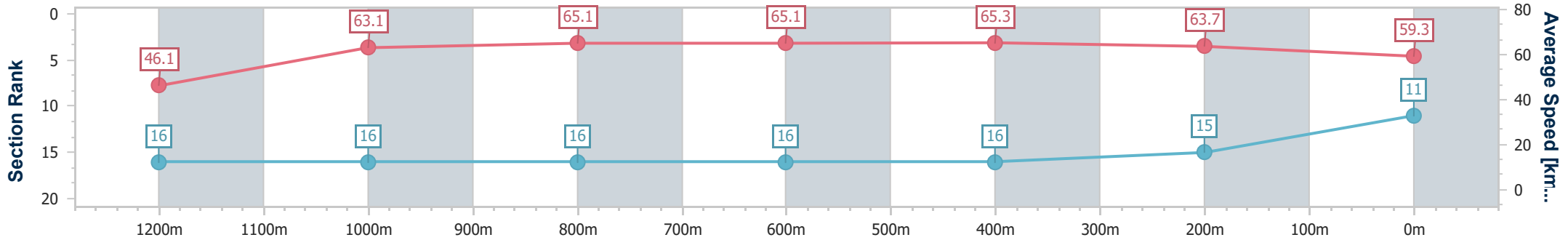
Townsville QLD Professional
Race 8: LADBROKES MATES MODE BENCHMARK 55
Handicap - 1400m



29 September 2023 - 17:45

Track Rating: Good 4, Weather: Fine, Rail Position: +2m 1000m-
W/Post; True Remainder

| Section | Overall | 1200m | 1000m | 800m | 600m | 400m | 200m |
|------------------------|---------------------------|---------------------------|---------------------------|---------------------------|---------------------------|---------------------------|---------------------------|
| Section Times | 1:23.73 [11] (0:15.64) | 1:08.09 [16] (0:11.31) | 0:56.78 [16] (0:11.19) | 0:45.59 [16] (0:11.07) | 0:34.52 [16] (0:11.01) | 0:23.51 [16] (0:11.36) | 0:12.15 [15] (0:12.15) |
| Average Speed [km/h] | 46.1 | 63.1 | 65.1 | 65.1 | 65.3 | 63.7 | 59.3 |
| Top Speed [km/h] | 61.0 | 64.7 | 65.8 | 66.8 | 66.9 | 64.7 | 62.9 |
| Avg. Dist. to Rail [m] | 10.4 | 2.9 | 2.2 | 0.6 | 0.4 | 3.0 | 6.6 |
| Avg. Stride Freq. [Hz] | 2.2 | 2.4 | 2.4 | 2.4 | 2.4 | 2.4 | 2.3 |
| Avg. Stride Length [m] | 5.7 | 7.2 | 7.5 | 7.7 | 7.6 | 7.2 | 7.0 |



- [] Ranking at each section and finish
- .-.- No data available at this section
- NA No data available



| | |
|--------------------------------|----------------|
| Horse/Jockey Name | Impardoo |
| Final Rank | 12 |
| Fastest Section Time (Section) | 0:10.97 (800m) |
| Top Speed [km/h] (Section) | 67.2 (800m) |
| Race State | Finished |



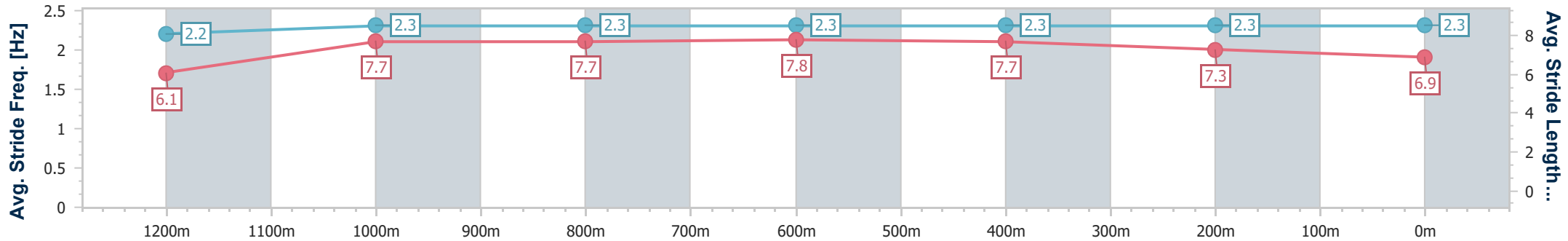
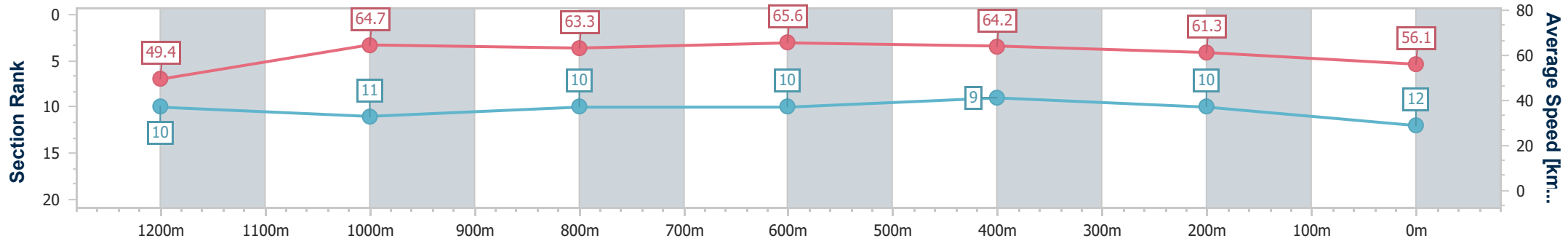
Townsville QLD Professional
Race 8: LADBROKES MATES MODE BENCHMARK 55
Handicap - 1400m



29 September 2023 - 17:45

Track Rating: Good 4, Weather: Fine, Rail Position: +2m 1000m-
W/Post; True Remainder

| Section | Overall | 1200m | 1000m | 800m | 600m | 400m | 200m |
|------------------------|---------------------------|---------------------------|---------------------------|---------------------------|---------------------------|--------------------------|---------------------------|
| Section Times | 1:23.73 [12] (0:14.55) | 1:09.18 [10] (0:11.04) | 0:58.14 [11] (0:11.55) | 0:46.59 [10] (0:10.97) | 0:35.62 [10] (0:11.06) | 0:24.56 [9] (0:11.70) | 0:12.86 [10] (0:12.86) |
| Average Speed [km/h] | 49.4 | 64.7 | 63.3 | 65.6 | 64.2 | 61.3 | 56.1 |
| Top Speed [km/h] | 66.3 | 66.2 | 64.9 | 67.2 | 66.8 | 62.8 | 59.9 |
| Avg. Dist. to Rail [m] | 4.9 | 2.9 | 2.5 | 1.0 | 3.0 | 1.6 | 2.5 |
| Avg. Stride Freq. [Hz] | 2.2 | 2.3 | 2.3 | 2.3 | 2.3 | 2.3 | 2.3 |
| Avg. Stride Length [m] | 6.1 | 7.7 | 7.7 | 7.8 | 7.7 | 7.3 | 6.9 |



- [] Ranking at each section and finish
- .-.- No data available at this section
- NA No data available



| | |
|--------------------------------|------------------|
| Horse/Jockey Name | Conquering Judas |
| Final Rank | 13 |
| Fastest Section Time (Section) | 0:11.02 (800m) |
| Top Speed [km/h] (Section) | 67.0 (800m) |
| Race State | Finished |



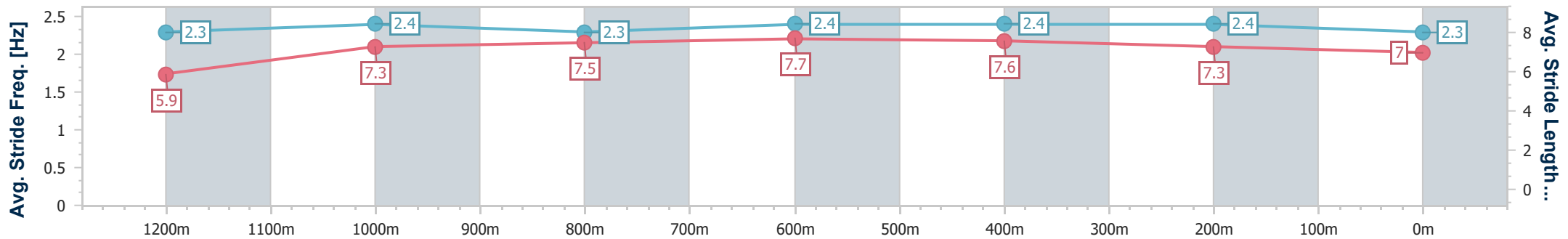
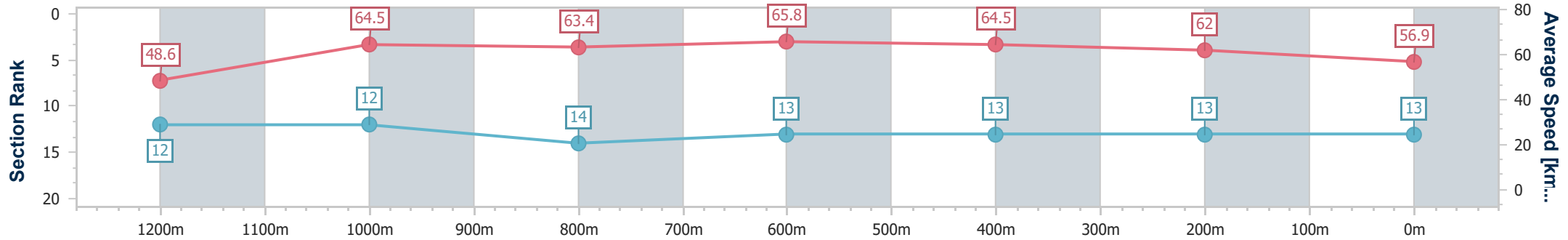
Townsville QLD Professional
Race 8: LADBROKES MATES MODE BENCHMARK 55
Handicap - 1400m

29 September 2023 - 17:45

Track Rating: Good 4, Weather: Fine, Rail Position: +2m 1000m-
W/Post; True Remainder



| Section | Overall | 1200m | 1000m | 800m | 600m | 400m | 200m |
|------------------------|---------------------------|---------------------------|---------------------------|---------------------------|---------------------------|---------------------------|---------------------------|
| Section Times | 1:23.84 [13] (0:14.82) | 1:09.02 [12] (0:11.10) | 0:57.92 [12] (0:11.56) | 0:46.36 [14] (0:11.02) | 0:35.34 [13] (0:11.13) | 0:24.21 [13] (0:11.57) | 0:12.64 [13] (0:12.64) |
| Average Speed [km/h] | 48.6 | 64.5 | 63.4 | 65.8 | 64.5 | 62.0 | 56.9 |
| Top Speed [km/h] | 65.6 | 65.6 | 66.3 | 67.0 | 66.1 | 63.2 | 60.3 |
| Avg. Dist. to Rail [m] | 8.8 | 4.0 | 3.5 | 1.8 | 0.9 | 0.7 | 1.1 |
| Avg. Stride Freq. [Hz] | 2.3 | 2.4 | 2.3 | 2.4 | 2.4 | 2.4 | 2.3 |
| Avg. Stride Length [m] | 5.9 | 7.3 | 7.5 | 7.7 | 7.6 | 7.3 | 7.0 |



- [] Ranking at each section and finish
- .-.- No data available at this section
- NA No data available



| | |
|--------------------------------|-----------------|
| Horse/Jockey Name | Newitt |
| Final Rank | 14 |
| Fastest Section Time (Section) | 0:10.74 (1200m) |
| Top Speed [km/h] (Section) | 68.1 (1200m) |
| Race State | Finished |



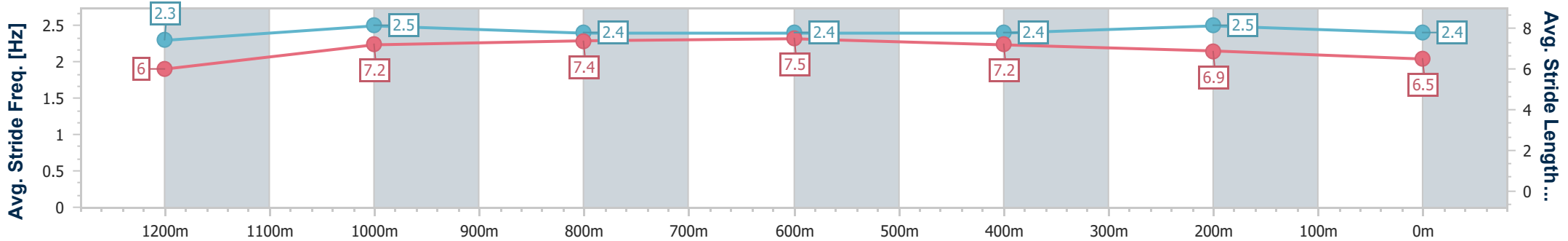
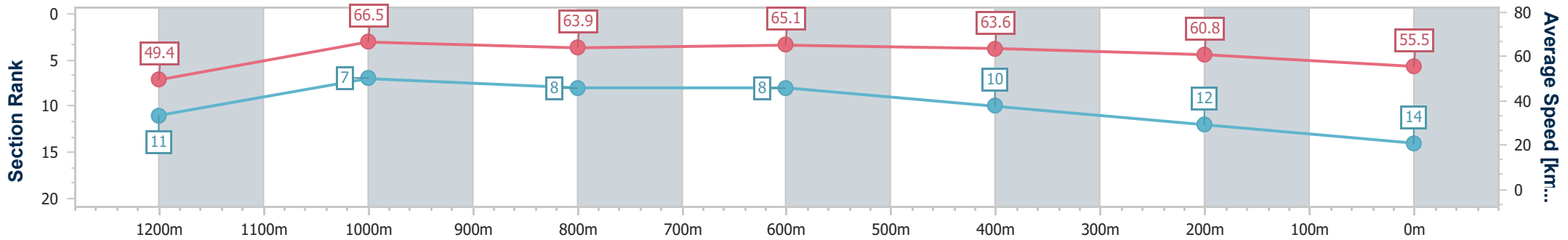
Townsville QLD Professional
Race 8: LADBROKES MATES MODE BENCHMARK 55
Handicap - 1400m

29 September 2023 - 17:45

Track Rating: Good 4, Weather: Fine, Rail Position: +2m 1000m-
W/Post; True Remainder



| Section | Overall | 1200m | 1000m | 800m | 600m | 400m | 200m |
|------------------------|---------------------------|---------------------------|--------------------------|--------------------------|--------------------------|---------------------------|---------------------------|
| Section Times | 1:23.98 [14] (0:14.58) | 1:09.40 [11] (0:10.74) | 0:58.66 [7] (0:11.42) | 0:47.24 [8] (0:11.10) | 0:36.14 [8] (0:11.33) | 0:24.81 [10] (0:11.84) | 0:12.97 [12] (0:12.97) |
| Average Speed [km/h] | 49.4 | 66.5 | 63.9 | 65.1 | 63.6 | 60.8 | 55.5 |
| Top Speed [km/h] | 66.7 | 68.1 | 65.5 | 65.9 | 64.8 | 61.9 | 58.9 |
| Avg. Dist. to Rail [m] | 6.7 | 3.0 | 2.2 | 1.0 | 0.5 | 1.6 | 4.9 |
| Avg. Stride Freq. [Hz] | 2.3 | 2.5 | 2.4 | 2.4 | 2.4 | 2.5 | 2.4 |
| Avg. Stride Length [m] | 6.0 | 7.2 | 7.4 | 7.5 | 7.2 | 6.9 | 6.5 |



- [] Ranking at each section and finish
- .-.- No data available at this section
- NA No data available



| | |
|--------------------------------|----------------|
| Horse/Jockey Name | Seefeld |
| Final Rank | 15 |
| Fastest Section Time (Section) | 0:10.90 (800m) |
| Top Speed [km/h] (Section) | 67.6 (800m) |
| Race State | Finished |



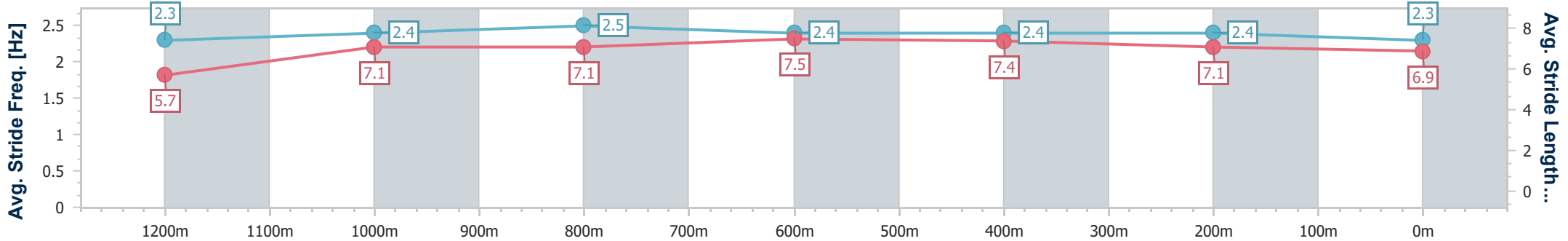
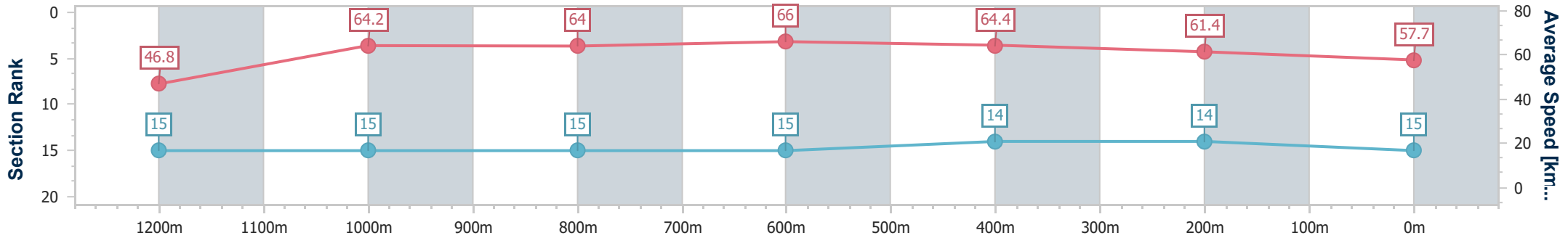
Townsville QLD Professional
Race 8: LADBROKES MATES MODE BENCHMARK 55
Handicap - 1400m

29 September 2023 - 17:45

Track Rating: Good 4, Weather: Fine, Rail Position: +2m 1000m-
W/Post; True Remainder



| Section | Overall | 1200m | 1000m | 800m | 600m | 400m | 200m |
|------------------------|---------------------------|---------------------------|---------------------------|---------------------------|---------------------------|---------------------------|---------------------------|
| Section Times | 1:24.03 [15] (0:15.39) | 1:08.64 [15] (0:11.12) | 0:57.52 [15] (0:11.43) | 0:46.09 [15] (0:10.90) | 0:35.19 [15] (0:11.03) | 0:24.16 [14] (0:11.70) | 0:12.46 [14] (0:12.46) |
| Average Speed [km/h] | 46.8 | 64.2 | 64.0 | 66.0 | 64.4 | 61.4 | 57.7 |
| Top Speed [km/h] | 62.1 | 65.2 | 65.3 | 67.6 | 66.3 | 63.4 | 63.0 |
| Avg. Dist. to Rail [m] | 9.9 | 4.0 | 2.5 | 1.2 | 2.7 | 1.6 | 4.9 |
| Avg. Stride Freq. [Hz] | 2.3 | 2.4 | 2.5 | 2.4 | 2.4 | 2.4 | 2.3 |
| Avg. Stride Length [m] | 5.7 | 7.1 | 7.1 | 7.5 | 7.4 | 7.1 | 6.9 |



- [] Ranking at each section and finish
- .-.- No data available at this section
- NA No data available



| | |
|--------------------------------|----------------|
| Horse/Jockey Name | Putsch |
| Final Rank | 16 |
| Fastest Section Time (Section) | 0:11.03 (800m) |
| Top Speed [km/h] (Section) | 67.7 (1000m) |
| Race State | Finished |



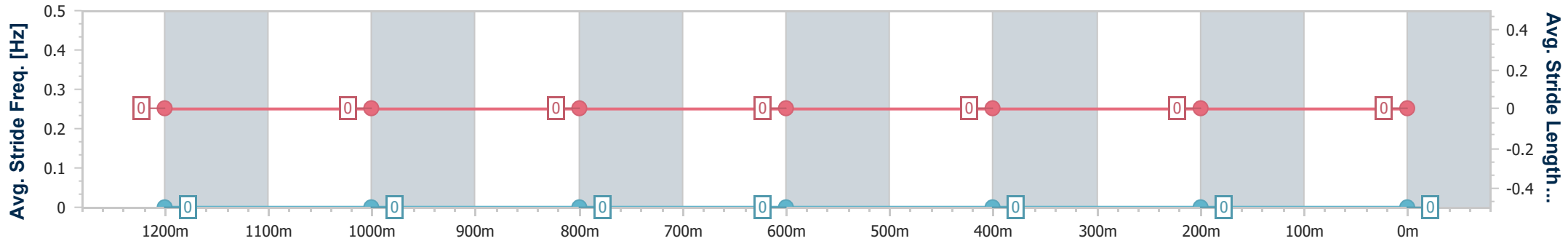
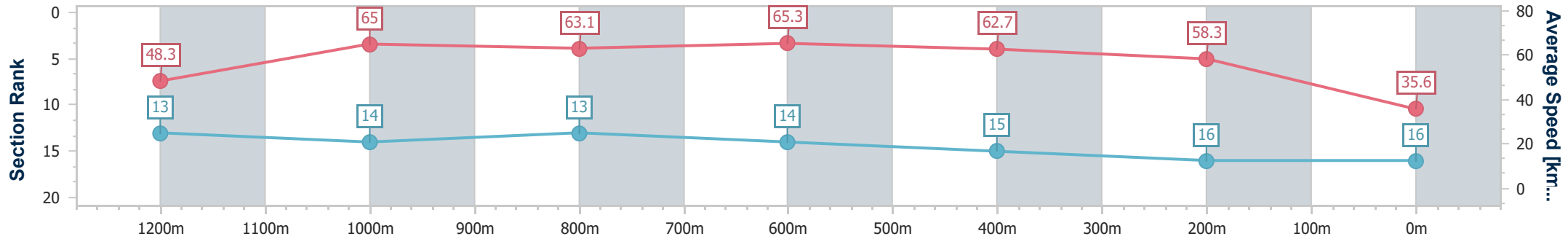
Townsville QLD Professional
Race 8: LADBROKES MATES MODE BENCHMARK 55
Handicap - 1400m

29 September 2023 - 17:45

Track Rating: Good 4, Weather: Fine, Rail Position: +2m 1000m-
W/Post; True Remainder



| Section | Overall | 1200m | 1000m | 800m | 600m | 400m | 200m |
|------------------------|---------------------------|---------------------------|---------------------------|---------------------------|---------------------------|---------------------------|---------------------------|
| Section Times | 1:32.42 [16] (0:14.91) | 1:17.51 [13] (0:11.16) | 1:06.35 [14] (0:11.40) | 0:54.95 [13] (0:11.03) | 0:43.92 [14] (0:11.40) | 0:32.52 [15] (0:12.29) | 0:20.23 [16] (0:20.23) |
| Average Speed [km/h] | 48.3 | 65.0 | 63.1 | 65.3 | 62.7 | 58.3 | 35.6 |
| Top Speed [km/h] | 65.2 | 66.5 | 67.7 | 65.8 | 64.6 | 60.9 | 53.7 |
| Avg. Dist. to Rail [m] | 2.2 | 2.9 | 2.5 | 0.9 | 1.5 | 0.8 | 1.6 |
| Avg. Stride Freq. [Hz] | --- | --- | --- | --- | --- | --- | --- |
| Avg. Stride Length [m] | --- | --- | --- | --- | --- | --- | --- |



- [] Ranking at each section and finish
- No data available at this section
- NA No data available