



Townsville QLD Professional

Race 7: LADBROKE IT! Class 3 Plate - 1200m

29 September 2023 - 17:04



Track Rating: Good 4, Weather: Fine, Rail Position: +2m 1000m-W/Post; True Remainder

Section		Overall										Last 600m	
Field Times		1:09.67										0:34.10	
		(0:13.78)											
		1000m											
		0:55.89											
		(0:10.95)											
		800m											
		0:44.94											
		(0:10.84)											
		600m											
		0:34.10											
		(0:10.89)											
		400m											
		0:23.21											
		(0:11.29)											
		200m											
		0:11.92											
		(0:11.92)											
Rank	TAB	Horse/Jockey	Barrier	Top Speed [km/h]	Fastest Section	Overall	1000m	800m	600m	400m	200m	Margin	Distance Travelled [m]
1	5	SPEED LEGEND Jason Taylor	11	68.5	0:10.67	1:09.67 [1] (0:14.36)	0:55.31 [8] (0:11.11)	0:44.20 [8] (0:10.91)	0:33.29 [8] (0:10.67)	0:22.62 [7] (0:11.00)	0:11.62 [7] (0:11.62)	1:09.67	0:33.29
2	8	ALWAYS WRITTEN OFF Adrian Layt	2	67.7	0:10.86	1:09.77 [2] (0:14.23)	0:55.54 [7] (0:11.06)	0:44.48 [7] (0:10.89)	0:33.59 [6] (0:10.86)	0:22.73 [6] (0:10.97)	0:11.76 [6] (0:11.76)	0.5L	0:33.59 -7
3	10	DARK REBEL Ryan Wiggins	16	68.2	0:10.83	1:09.78 [3] (0:14.17)	0:55.61 [5] (0:11.03)	0:44.58 [6] (0:10.85)	0:33.73 [5] (0:10.83)	0:22.90 [5] (0:10.95)	0:11.95 [3] (0:11.95)	0.6L	0:33.73 -1
4	9	CROWNING MOMENT Jackson Murphy	7	69.1	0:10.80	1:09.85 [4] (0:13.95)	0:55.90 [2] (0:10.80)	0:45.10 [2] (0:10.85)	0:34.25 [2] (0:10.90)	0:23.35 [2] (0:11.25)	0:12.10 [1] (0:12.10)	1L	0:34.25 -4
5	6	SPELLCATCHER Ashley Butler	1	69.3	0:10.86	1:09.96 [5] (0:13.98)	0:55.98 [4] (0:10.95)	0:45.03 [4] (0:10.90)	0:34.13 [3] (0:10.86)	0:23.27 [3] (0:11.22)	0:12.05 [4] (0:12.05)	1.5L	0:34.13 -7
6	11	FIVE BULLS Tahlia Fenlon	13	67.6	0:10.74	1:10.11 [6] (0:14.57)	0:55.54 [10] (0:11.08)	0:44.46 [10] (0:10.95)	0:33.51 [10] (0:10.74)	0:22.77 [10] (0:10.96)	0:11.81 [9] (0:11.81)	2.3L	0:33.51 +1
7	13	THE SHERPA Scott Sheargold	6	68.9	0:10.94	1:10.48 [7] (0:13.97)	0:56.51 [3] (0:10.95)	0:45.56 [3] (0:10.94)	0:34.62 [4] (0:10.95)	0:23.67 [4] (0:11.20)	0:12.47 [5] (0:12.47)	4.3L	0:34.62 -4
8	7	SUPER FAST Carl Spry	10	70.4	0:10.84	1:10.52 [8] (0:13.78)	0:56.74 [1] (0:10.95)	0:45.79 [1] (0:10.84)	0:34.95 [1] (0:10.89)	0:24.06 [1] (0:11.35)	0:12.71 [2] (0:12.71)	4.5L	0:34.95 -7
9	15	PRIVATE SECTOR Nathan Thomas	18	68.4	0:10.80	1:10.55 [9] (0:14.58)	0:55.97 [11] (0:11.13)	0:44.84 [11] (0:10.81)	0:34.03 [9] (0:10.80)	0:23.23 [9] (0:11.12)	0:12.11 [10] (0:12.11)	4.6L	0:34.03 +4
10	17	DUBAI EAGLE James Baker	4	68.5	0:10.93	1:10.57 [10] (0:14.18)	0:56.39 [6] (0:10.98)	0:45.41 [5] (0:11.03)	0:34.38 [7] (0:10.93)	0:23.45 [8] (0:11.14)	0:12.31 [8] (0:12.31)	4.7L	0:34.38 -3

Scratched: Awe (#1), Deluxe Legend (#2), Lightheadedness (#14), The Abyss (#16), Allied Command (#18)

[] Ranking at each section and finish
 -:-:- No data available at this section
 NA No data available

SCN Saddle cloth number
 DNF Did not finish
 DNT Did not track



Townsville QLD Professional
Race 7: LADBROKE IT! Class 3 Plate - 1200m
29 September 2023 - 17:04



Track Rating: Good 4, Weather: Fine, Rail Position: +2m 1000m-W/Post; True Remainder

Section		Overall	1000m	800m	600m	400m	200m	Last 600m					
Field Times		1:09.67 (0:13.78)	0:55.89 (0:10.95)	0:44.94 (0:10.84)	0:34.10 (0:10.89)	0:23.21 (0:11.29)	0:11.92 (0:11.92)	0:34.10					
Rank	TAB Horse/Jockey	Barrier	Top Speed [km/h]	Fastest Section							Margin	Distance Travelled [m]	
11	3 FLUTTERING Graham Kliese	5	67.2 1000m	0:10.82 600m	1:10.78 [11] (0:14.59)	0:56.19 [12] (0:11.30)	0:44.89 [12] (0:10.96)	0:33.93 [12] (0:10.82)	0:23.11 [11] (0:11.05)	0:12.06 [11] (0:12.06)	6L	0:33.93	-2
12	4 FUDGING Morgan Butler	14	66.2 600m	0:10.96 600m	1:11.46 [12] (0:14.77)	0:56.69 [13] (0:11.37)	0:45.32 [13] (0:11.07)	0:34.25 [13] (0:10.96)	0:23.29 [13] (0:11.22)	0:12.07 [13] (0:12.07)	10L	0:34.25	-1
13	12 SPANISH BEANS Pietro Romeo	3	67.3 1000m	0:10.99 800m	1:11.62 [13] (0:14.53)	0:57.09 [9] (0:11.11)	0:45.98 [9] (0:10.99)	0:34.99 [11] (0:11.05)	0:23.94 [12] (0:11.39)	0:12.55 [12] (0:12.55)	10.8L	0:34.99	-2

Scratched: Awe (#1), Deluxe Legend (#2), Lightheadedness (#14), The Abyss (#16), Allied Command (#18)

[] Ranking at each section and finish
 -:-:-:- No data available at this section
 NA No data available

SCN Saddle cloth number
 DNF Did not finish
 DNT Did not track



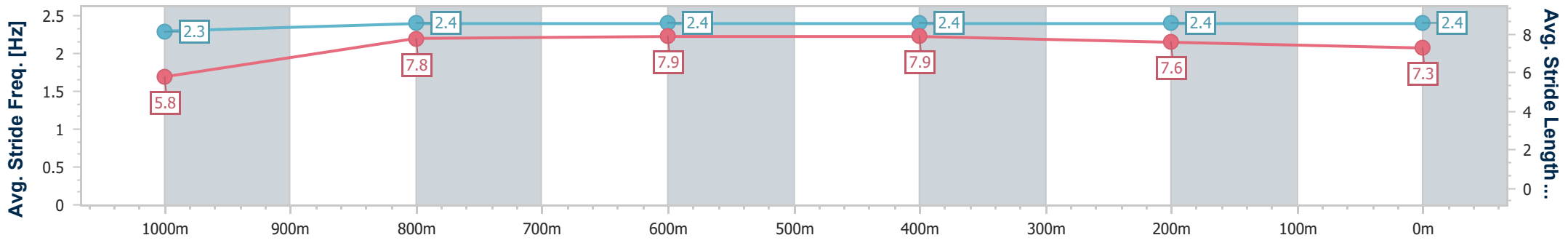
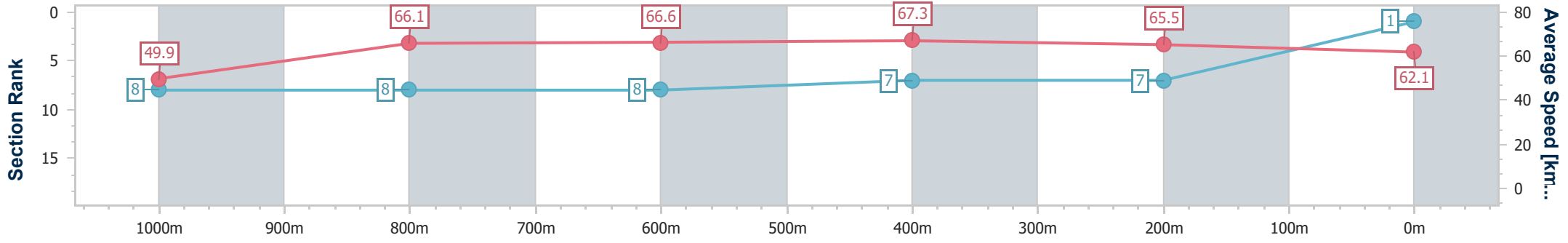
Horse/Jockey Name	Speed Legend
Final Rank	1
Fastest Section Time (Section)	0:10.67 (600m)
Top Speed [km/h] (Section)	68.5 (1000m)
Race State	Finished



Townsville QLD Professional
Race 7: LADBROKE IT! Class 3 Plate - 1200m
 29 September 2023 - 17:04
 Track Rating: Good 4, Weather: Fine, Rail Position: +2m 1000m-
 W/Post; True Remainder



Section	Overall	1000m	800m	600m	400m	200m
Section Times	1:09.67 [1] (0:14.36)	0:55.31 [8] (0:11.11)	0:44.20 [8] (0:10.91)	0:33.29 [8] (0:10.67)	0:22.62 [7] (0:11.00)	0:11.62 [7] (0:11.62)
Average Speed [km/h]	49.9	66.1	66.6	67.3	65.5	62.1
Top Speed [km/h]	68.2	68.5	68.2	68.3	67.1	65.3
Avg. Dist. to Rail [m]	10.9	3.9	1.8	0.7	2.3	7.6
Avg. Stride Freq. [Hz]	2.3	2.4	2.4	2.4	2.4	2.4
Avg. Stride Length [m]	5.8	7.8	7.9	7.9	7.6	7.3



- [] Ranking at each section and finish
- .-.- No data available at this section
- NA No data available



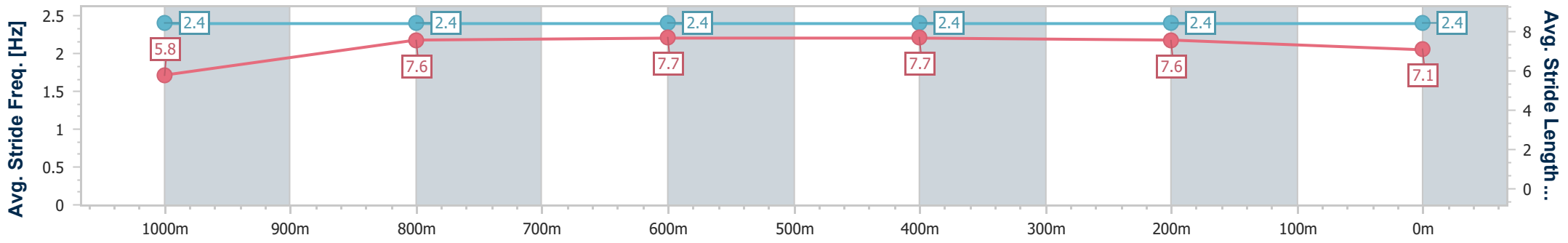
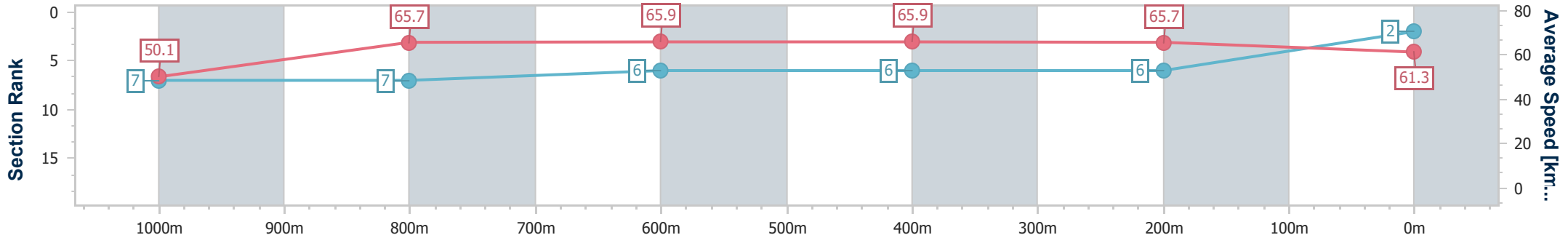
Horse/Jockey Name	Always Written Off
Final Rank	2
Fastest Section Time (Section)	0:10.86 (600m)
Top Speed [km/h] (Section)	67.7 (600m)
Race State	Finished



Townsville QLD Professional
Race 7: LADBROKE IT! Class 3 Plate - 1200m
 29 September 2023 - 17:04
 Track Rating: Good 4, Weather: Fine, Rail Position: +2m 1000m-
 W/Post; True Remainder



Section	Overall	1000m	800m	600m	400m	200m
Section Times	1:09.77 [2] (0:14.23)	0:55.54 [7] (0:11.06)	0:44.48 [7] (0:10.89)	0:33.59 [6] (0:10.86)	0:22.73 [6] (0:10.97)	0:11.76 [6] (0:11.76)
Average Speed [km/h]	50.1	65.7	65.9	65.9	65.7	61.3
Top Speed [km/h]	67.2	67.1	66.9	67.7	67.5	64.5
Avg. Dist. to Rail [m]	5.6	1.6	0.9	1.1	1.9	6.5
Avg. Stride Freq. [Hz]	2.4	2.4	2.4	2.4	2.4	2.4
Avg. Stride Length [m]	5.8	7.6	7.7	7.7	7.6	7.1



- [] Ranking at each section and finish
- .-.- No data available at this section
- NA No data available



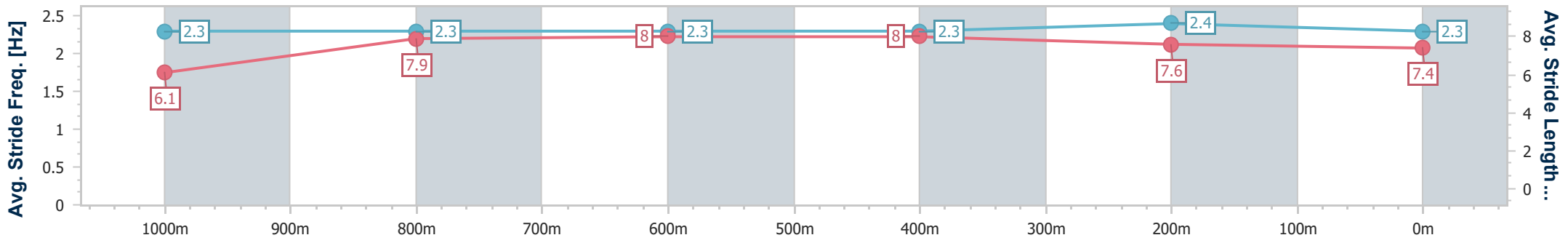
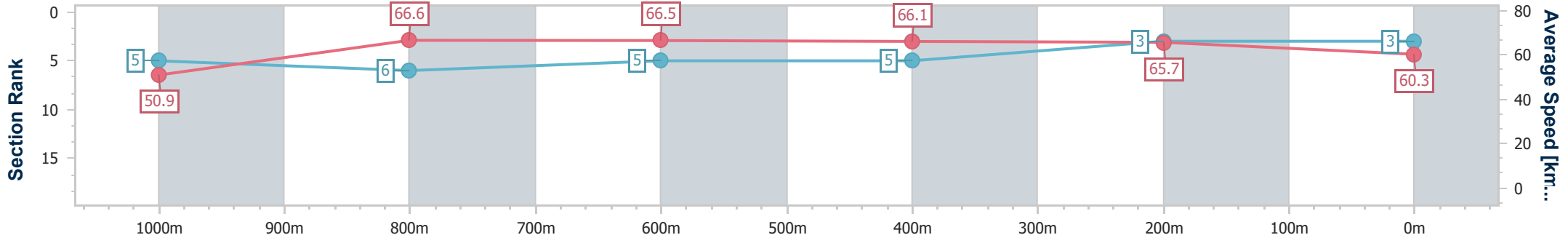
Horse/Jockey Name	Dark Rebel
Final Rank	3
Fastest Section Time (Section)	0:10.83 (600m)
Top Speed [km/h] (Section)	68.2 (Overall)
Race State	Finished



Townsville QLD Professional
Race 7: LADBROKE IT! Class 3 Plate - 1200m
 29 September 2023 - 17:04
 Track Rating: Good 4, Weather: Fine, Rail Position: +2m 1000m-
 W/Post; True Remainder



Section	Overall	1000m	800m	600m	400m	200m
Section Times	1:09.78 [3] (0:14.17)	0:55.61 [5] (0:11.03)	0:44.58 [6] (0:10.85)	0:33.73 [5] (0:10.83)	0:22.90 [5] (0:10.95)	0:11.95 [3] (0:11.95)
Average Speed [km/h]	50.9	66.6	66.5	66.1	65.7	60.3
Top Speed [km/h]	68.2	68.1	67.6	67.6	67.6	63.7
Avg. Dist. to Rail [m]	14.3	4.6	1.0	1.4	1.2	5.6
Avg. Stride Freq. [Hz]	2.3	2.3	2.3	2.3	2.4	2.3
Avg. Stride Length [m]	6.1	7.9	8.0	8.0	7.6	7.4



- [] Ranking at each section and finish
- .-.- No data available at this section
- NA No data available



Horse/Jockey Name	Crowning Moment
Final Rank	4
Fastest Section Time (Section)	0:10.80 (1000m)
Top Speed [km/h] (Section)	69.1 (Overall)
Race State	Finished



Townsville QLD Professional

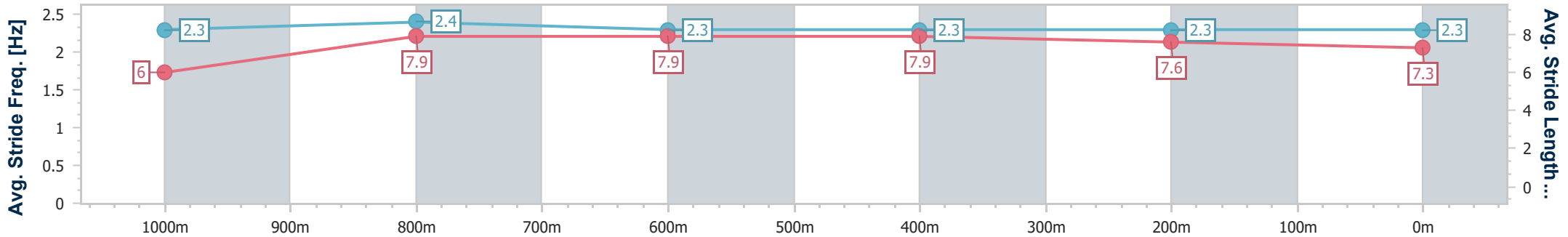
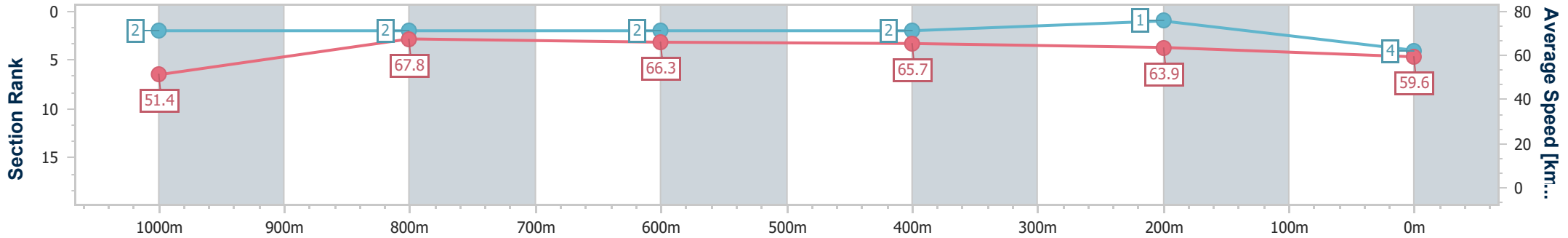
Race 7: LADBROKE IT! Class 3 Plate - 1200m

29 September 2023 - 17:04

Track Rating: Good 4, Weather: Fine, Rail Position: +2m 1000m-W/Post; True Remainder



Section	Overall	1000m	800m	600m	400m	200m
Section Times	1:09.85 [4] (0:13.95)	0:55.90 [2] (0:10.80)	0:45.10 [2] (0:10.85)	0:34.25 [2] (0:10.90)	0:23.35 [2] (0:11.25)	0:12.10 [1] (0:12.10)
Average Speed [km/h]	51.4	67.8	66.3	65.7	63.9	59.6
Top Speed [km/h]	69.1	69.0	67.7	66.9	65.2	62.8
Avg. Dist. to Rail [m]	10.7	3.3	0.9	1.1	0.5	4.1
Avg. Stride Freq. [Hz]	2.3	2.4	2.3	2.3	2.3	2.3
Avg. Stride Length [m]	6.0	7.9	7.9	7.9	7.6	7.3



- [] Ranking at each section and finish
- .-.- No data available at this section
- NA No data available



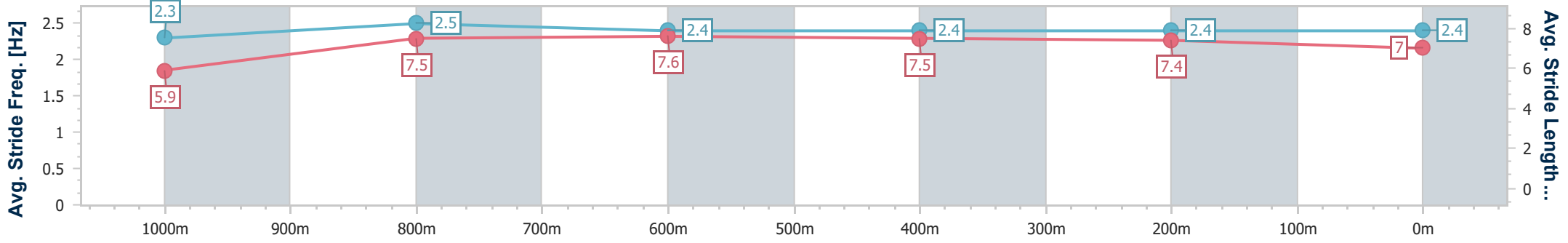
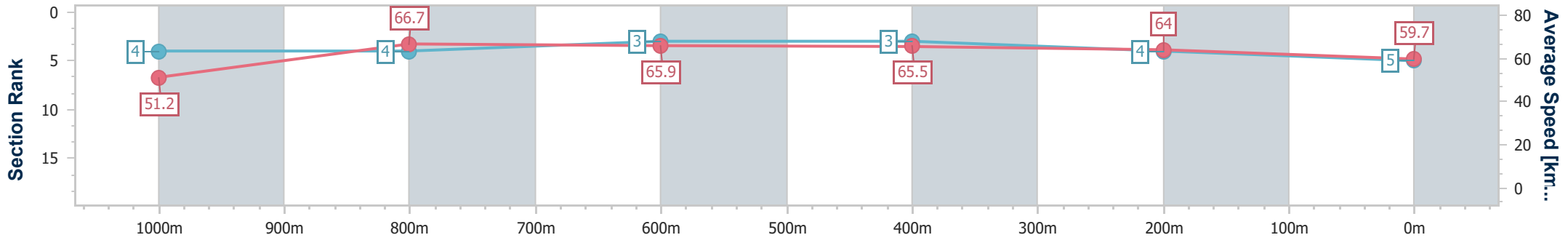
Horse/Jockey Name	Spellcatcher
Final Rank	5
Fastest Section Time (Section)	0:10.86 (600m)
Top Speed [km/h] (Section)	69.3 (1000m)
Race State	Finished



Townsville QLD Professional
Race 7: LADBROKE IT! Class 3 Plate - 1200m
 29 September 2023 - 17:04
 Track Rating: Good 4, Weather: Fine, Rail Position: +2m 1000m-
 W/Post; True Remainder



Section	Overall	1000m	800m	600m	400m	200m
Section Times	1:09.96 [5] (0:13.98)	0:55.98 [4] (0:10.95)	0:45.03 [4] (0:10.90)	0:34.13 [3] (0:10.86)	0:23.27 [3] (0:11.22)	0:12.05 [4] (0:12.05)
Average Speed [km/h]	51.2	66.7	65.9	65.5	64.0	59.7
Top Speed [km/h]	68.4	69.3	67.4	66.8	65.6	63.9
Avg. Dist. to Rail [m]	5.1	2.7	0.9	2.4	1.3	2.6
Avg. Stride Freq. [Hz]	2.3	2.5	2.4	2.4	2.4	2.4
Avg. Stride Length [m]	5.9	7.5	7.6	7.5	7.4	7.0



- [] Ranking at each section and finish
- .-.- No data available at this section
- NA No data available



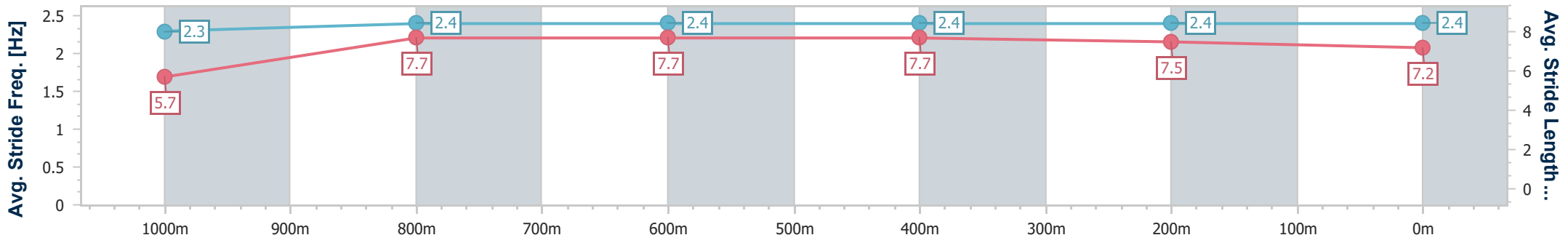
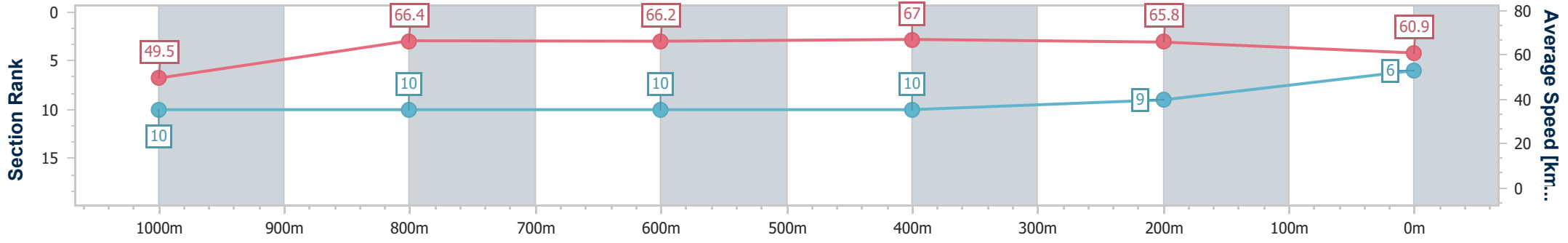
Horse/Jockey Name	Five Bulls
Final Rank	6
Fastest Section Time (Section)	0:10.74 (600m)
Top Speed [km/h] (Section)	67.6 (600m)
Race State	Finished



Townsville QLD Professional
Race 7: LADBROKE IT! Class 3 Plate - 1200m
 29 September 2023 - 17:04
 Track Rating: Good 4, Weather: Fine, Rail Position: +2m 1000m-
 W/Post; True Remainder



Section	Overall	1000m	800m	600m	400m	200m
Section Times	1:10.11 [6] (0:14.57)	0:55.54 [10] (0:11.08)	0:44.46 [10] (0:10.95)	0:33.51 [10] (0:10.74)	0:22.77 [10] (0:10.96)	0:11.81 [9] (0:11.81)
Average Speed [km/h]	49.5	66.4	66.2	67.0	65.8	60.9
Top Speed [km/h]	65.7	67.0	67.0	67.6	67.2	64.2
Avg. Dist. to Rail [m]	12.1	4.9	1.6	0.3	2.5	7.6
Avg. Stride Freq. [Hz]	2.3	2.4	2.4	2.4	2.4	2.4
Avg. Stride Length [m]	5.7	7.7	7.7	7.7	7.5	7.2



- [] Ranking at each section and finish
- .-.- No data available at this section
- NA No data available



Horse/Jockey Name	The Sherpa
Final Rank	7
Fastest Section Time (Section)	0:10.94 (800m)
Top Speed [km/h] (Section)	68.9 (1000m)
Race State	Finished



Townsville QLD Professional

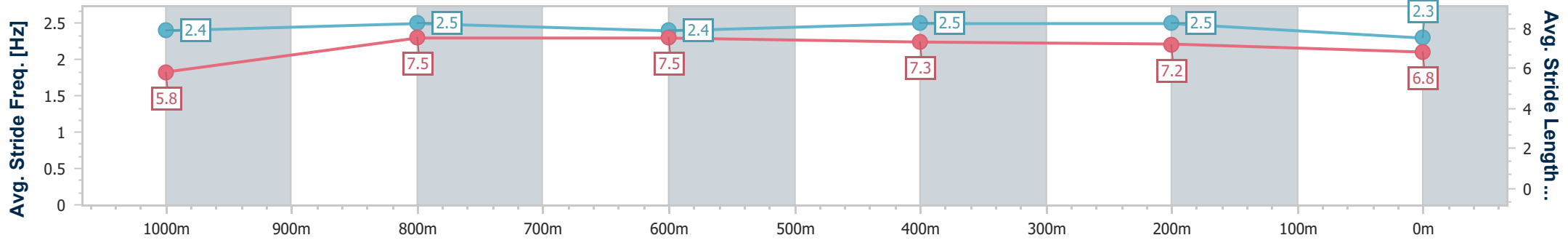
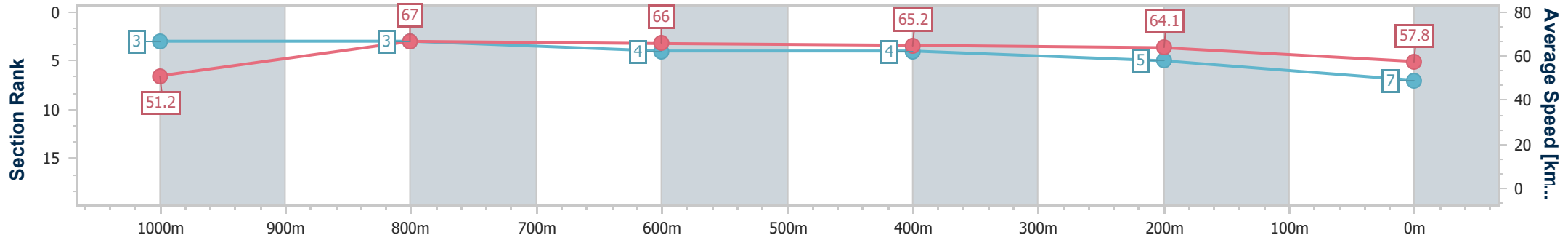
Race 7: LADBROKE IT! Class 3 Plate - 1200m

29 September 2023 - 17:04

Track Rating: Good 4, Weather: Fine, Rail Position: +2m 1000m-W/Post; True Remainder



Section	Overall	1000m	800m	600m	400m	200m
Section Times	1:10.48 [7] (0:13.97)	0:56.51 [3] (0:10.95)	0:45.56 [3] (0:10.94)	0:34.62 [4] (0:10.95)	0:23.67 [4] (0:11.20)	0:12.47 [5] (0:12.47)
Average Speed [km/h]	51.2	67.0	66.0	65.2	64.1	57.8
Top Speed [km/h]	67.6	68.9	67.2	66.4	66.5	61.3
Avg. Dist. to Rail [m]	10.2	3.5	1.0	1.6	0.9	3.8
Avg. Stride Freq. [Hz]	2.4	2.5	2.4	2.5	2.5	2.3
Avg. Stride Length [m]	5.8	7.5	7.5	7.3	7.2	6.8



- [] Ranking at each section and finish
- .-.- No data available at this section
- NA No data available



Horse/Jockey Name	Super Fast
Final Rank	8
Fastest Section Time (Section)	0:10.84 (800m)
Top Speed [km/h] (Section)	70.4 (Overall)
Race State	Finished



Townsville QLD Professional

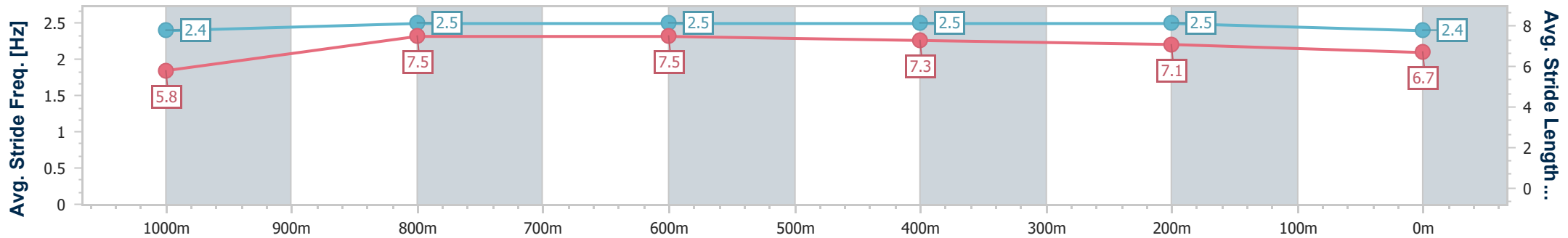
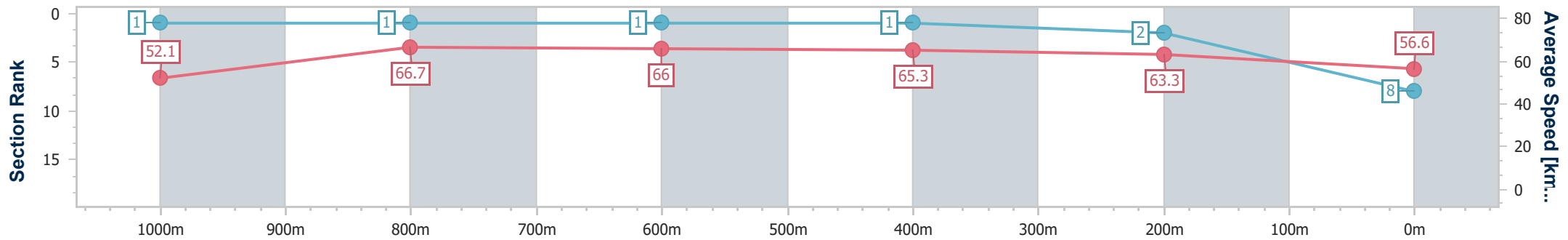
Race 7: LADBROKE IT! Class 3 Plate - 1200m

29 September 2023 - 17:04

Track Rating: Good 4, Weather: Fine, Rail Position: +2m 1000m-W/Post; True Remainder



Section	Overall	1000m	800m	600m	400m	200m
Section Times	1:10.52 [8] (0:13.78)	0:56.74 [1] (0:10.95)	0:45.79 [1] (0:10.84)	0:34.95 [1] (0:10.89)	0:24.06 [1] (0:11.35)	0:12.71 [2] (0:12.71)
Average Speed [km/h]	52.1	66.7	66.0	65.3	63.3	56.6
Top Speed [km/h]	70.4	70.4	67.1	66.4	64.2	61.6
Avg. Dist. to Rail [m]	12.3	2.4	1.5	2.3	1.2	0.8
Avg. Stride Freq. [Hz]	2.4	2.5	2.5	2.5	2.5	2.4
Avg. Stride Length [m]	5.8	7.5	7.5	7.3	7.1	6.7



- [] Ranking at each section and finish
- .-.- No data available at this section
- NA No data available



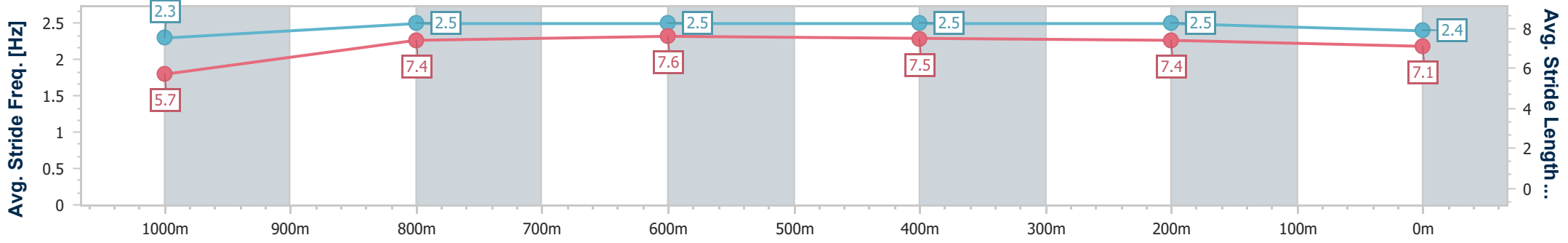
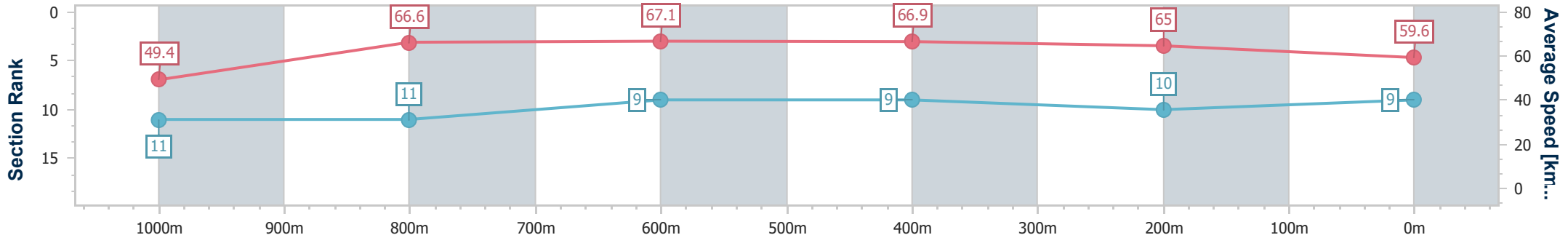
Horse/Jockey Name	Private Sector
Final Rank	9
Fastest Section Time (Section)	0:10.80 (600m)
Top Speed [km/h] (Section)	68.4 (600m)
Race State	Finished



Townsville QLD Professional
Race 7: LADBROKE IT! Class 3 Plate - 1200m
 29 September 2023 - 17:04
 Track Rating: Good 4, Weather: Fine, Rail Position: +2m 1000m-
 W/Post; True Remainder



Section	Overall	1000m	800m	600m	400m	200m
Section Times	1:10.55 [9] (0:14.58)	0:55.97 [11] (0:11.13)	0:44.84 [11] (0:10.81)	0:34.03 [9] (0:10.80)	0:23.23 [9] (0:11.12)	0:12.11 [10] (0:12.11)
Average Speed [km/h]	49.4	66.6	67.1	66.9	65.0	59.6
Top Speed [km/h]	67.2	67.8	67.8	68.4	66.2	62.7
Avg. Dist. to Rail [m]	15.8	5.8	1.6	0.5	4.2	7.5
Avg. Stride Freq. [Hz]	2.3	2.5	2.5	2.5	2.5	2.4
Avg. Stride Length [m]	5.7	7.4	7.6	7.5	7.4	7.1



- [] Ranking at each section and finish
- .-.- No data available at this section
- NA No data available



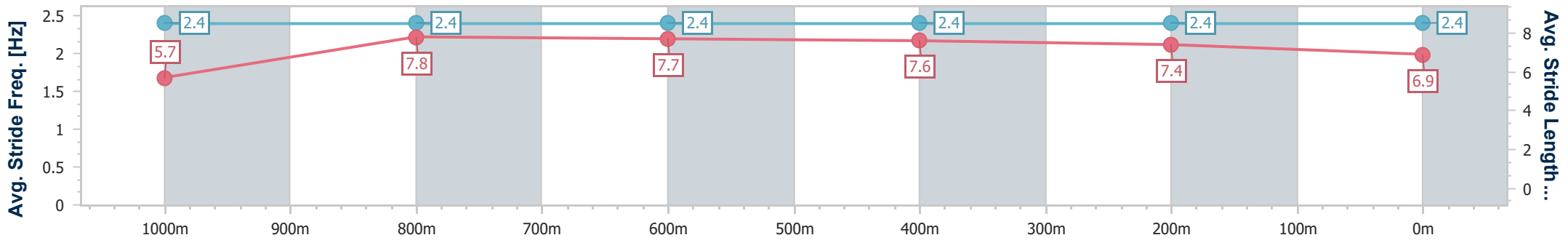
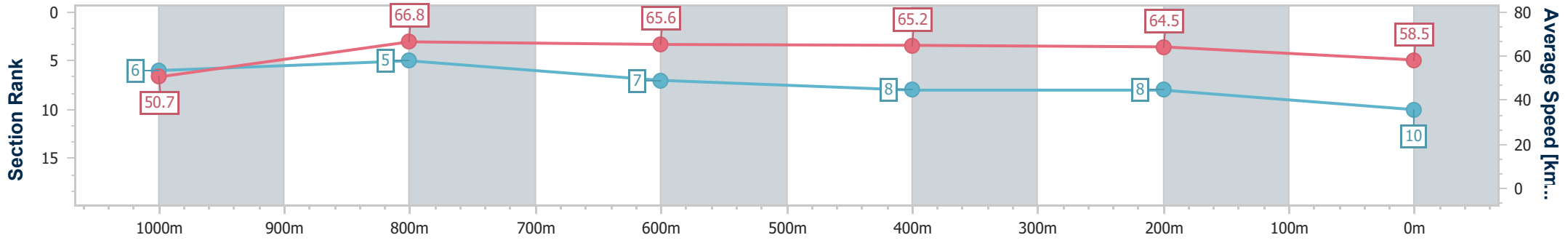
Horse/Jockey Name	Dubai Eagle
Final Rank	10
Fastest Section Time (Section)	0:10.93 (600m)
Top Speed [km/h] (Section)	68.5 (1000m)
Race State	Finished



Townsville QLD Professional
Race 7: LADBROKE IT! Class 3 Plate - 1200m
 29 September 2023 - 17:04
 Track Rating: Good 4, Weather: Fine, Rail Position: +2m 1000m-
 W/Post; True Remainder



Section	Overall	1000m	800m	600m	400m	200m
Section Times	1:10.57 [10] (0:14.18)	0:56.39 [6] (0:10.98)	0:45.41 [5] (0:11.03)	0:34.38 [7] (0:10.93)	0:23.45 [8] (0:11.14)	0:12.31 [8] (0:12.31)
Average Speed [km/h]	50.7	66.8	65.6	65.2	64.5	58.5
Top Speed [km/h]	67.1	68.5	66.7	66.7	65.9	62.2
Avg. Dist. to Rail [m]	8.4	4.2	1.1	1.9	0.9	2.5
Avg. Stride Freq. [Hz]	2.4	2.4	2.4	2.4	2.4	2.4
Avg. Stride Length [m]	5.7	7.8	7.7	7.6	7.4	6.9



- [] Ranking at each section and finish
- .-.- No data available at this section
- NA No data available



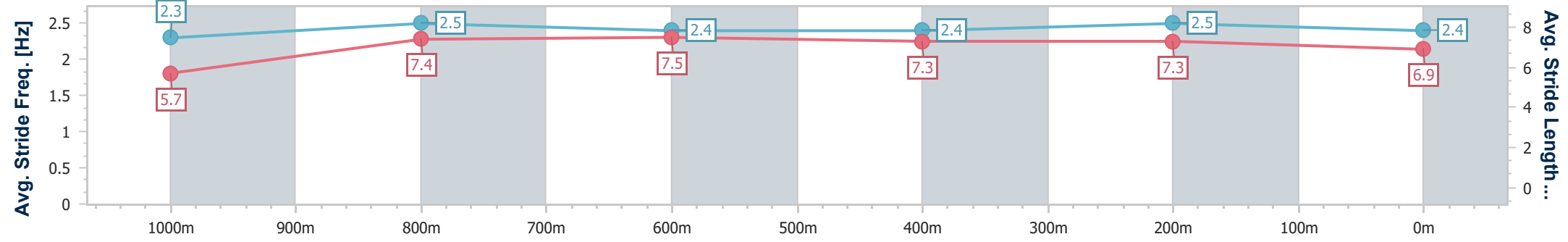
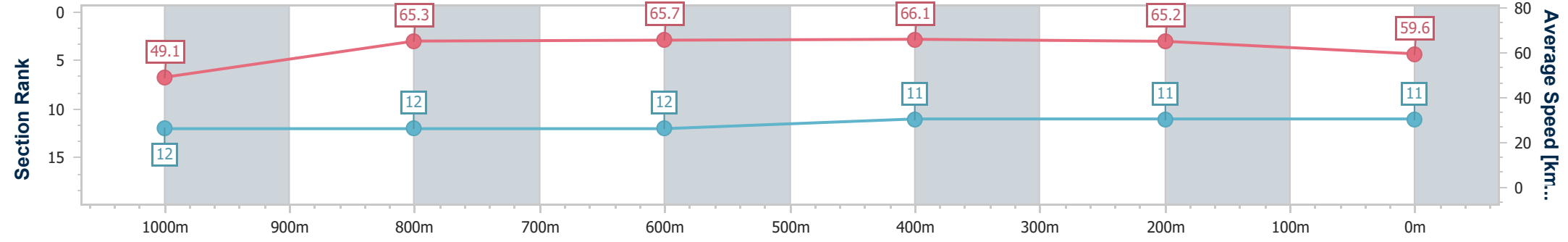
Horse/Jockey Name	Fluttering
Final Rank	11
Fastest Section Time (Section)	0:10.82 (600m)
Top Speed [km/h] (Section)	67.2 (1000m)
Race State	Finished



Townsville QLD Professional
Race 7: LADBROKE IT! Class 3 Plate - 1200m
 29 September 2023 - 17:04
 Track Rating: Good 4, Weather: Fine, Rail Position: +2m 1000m-
 W/Post; True Remainder



Section	Overall	1000m	800m	600m	400m	200m
Section Times	1:10.78 [11] (0:14.59)	0:56.19 [12] (0:11.30)	0:44.89 [12] (0:10.96)	0:33.93 [12] (0:10.82)	0:23.11 [11] (0:11.05)	0:12.06 [11] (0:12.06)
Average Speed [km/h]	49.1	65.3	65.7	66.1	65.2	59.6
Top Speed [km/h]	65.8	67.2	67.0	67.1	66.2	64.4
Avg. Dist. to Rail [m]	10.0	4.6	1.5	1.3	1.9	4.5
Avg. Stride Freq. [Hz]	2.3	2.5	2.4	2.4	2.5	2.4
Avg. Stride Length [m]	5.7	7.4	7.5	7.3	7.3	6.9



- [] Ranking at each section and finish
- .-.- No data available at this section
- NA No data available



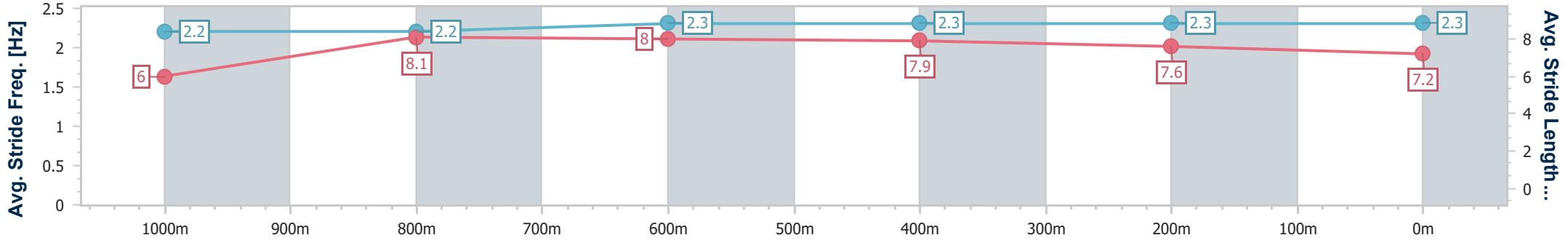
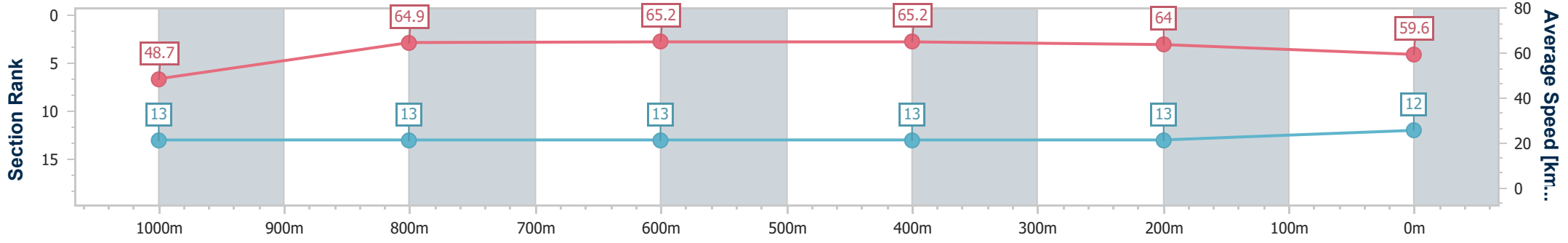
Horse/Jockey Name	Fudging
Final Rank	12
Fastest Section Time (Section)	0:10.96 (600m)
Top Speed [km/h] (Section)	66.2 (600m)
Race State	Finished



Townsville QLD Professional
Race 7: LADBROKE IT! Class 3 Plate - 1200m
 29 September 2023 - 17:04
 Track Rating: Good 4, Weather: Fine, Rail Position: +2m 1000m-
 W/Post; True Remainder



Section	Overall	1000m	800m	600m	400m	200m
Section Times	1:11.46 [12] (0:14.77)	0:56.69 [13] (0:11.37)	0:45.32 [13] (0:11.07)	0:34.25 [13] (0:10.96)	0:23.29 [13] (0:11.22)	0:12.07 [13] (0:12.07)
Average Speed [km/h]	48.7	64.9	65.2	65.2	64.0	59.6
Top Speed [km/h]	64.2	65.9	66.0	66.2	65.1	63.2
Avg. Dist. to Rail [m]	13.9	5.0	1.0	1.6	1.2	2.5
Avg. Stride Freq. [Hz]	2.2	2.2	2.3	2.3	2.3	2.3
Avg. Stride Length [m]	6.0	8.1	8.0	7.9	7.6	7.2



- [] Ranking at each section and finish
- .-.- No data available at this section
- NA No data available



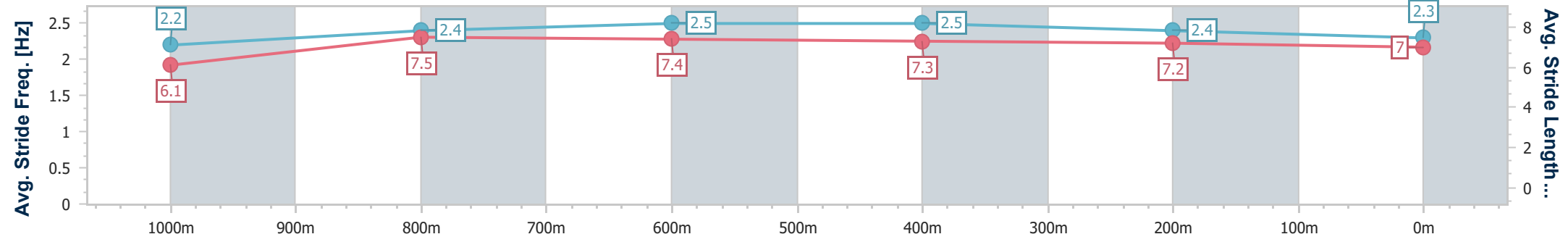
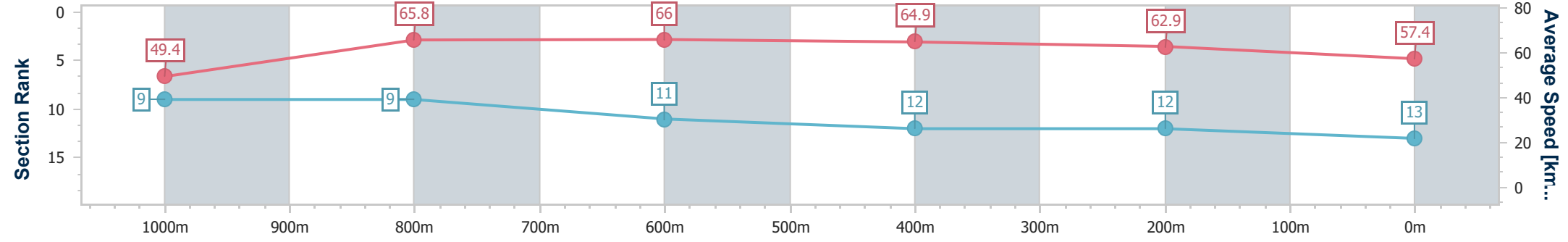
Horse/Jockey Name	Spanish Beans
Final Rank	13
Fastest Section Time (Section)	0:10.99 (800m)
Top Speed [km/h] (Section)	67.3 (1000m)
Race State	Finished



Townsville QLD Professional
Race 7: LADBROKE IT! Class 3 Plate - 1200m
 29 September 2023 - 17:04
 Track Rating: Good 4, Weather: Fine, Rail Position: +2m 1000m-
 W/Post; True Remainder



Section	Overall	1000m	800m	600m	400m	200m
Section Times	1:11.62 [13] (0:14.53)	0:57.09 [9] (0:11.11)	0:45.98 [9] (0:10.99)	0:34.99 [11] (0:11.05)	0:23.94 [12] (0:11.39)	0:12.55 [12] (0:12.55)
Average Speed [km/h]	49.4	65.8	66.0	64.9	62.9	57.4
Top Speed [km/h]	66.1	67.3	66.7	66.9	64.6	62.1
Avg. Dist. to Rail [m]	7.4	3.8	1.6	1.0	1.2	1.3
Avg. Stride Freq. [Hz]	2.2	2.4	2.5	2.5	2.4	2.3
Avg. Stride Length [m]	6.1	7.5	7.4	7.3	7.2	7.0



- [] Ranking at each section and finish
- .-.- No data available at this section
- NA No data available