



# Townsville QLD Professional

## Race 6: LAWRENCE & HANSON OPEN Handicap - 1300m



29 September 2023 - 16:24

Track Rating: Good 4, Weather: Fine, Rail Position: +2m 1000m-W/Post; True Remainder

Section		Field Times										Last 600m				
		Overall	1200m	1000m	800m	600m	400m						0:34.66			
		1:16.36 (0:09.08)	1:07.28 (0:10.82)	0:56.46 (0:10.98)	0:45.48 (0:10.82)	0:34.66 (0:10.77)	0:23.89 (0:11.40)									
Rank	TAB	Horse/Jockey	Barrier	Top Speed [km/h]	Fastest Section											Distance Travelled [m]
1	5	HELL OF A BOY Isabella Teh	9	68.7	0:09.59	1:16.36 [1] (0:09.59)	1:06.77 [10] (0:11.07)	0:55.70 [8] (0:10.89)	0:44.81 [8] (0:10.73)	0:34.08 [6] (0:10.77)	0:23.31 [5] (0:11.20)	0:34.08				
2	3	GAME THEORY Ryan Wiggins	3	70.2	0:09.25	1:16.38 [2] (0:09.25)	1:07.13 [3] (0:10.67)	0:56.46 [2] (0:11.17)	0:45.29 [2] (0:10.98)	0:34.31 [3] (0:10.66)	0:23.65 [2] (0:11.31)	0:34.31		+8		
3	11	TEMPO Morgan Butler	1	67.5	0:09.08	1:16.54 [3] (0:09.08)	1:07.46 [1] (0:10.82)	0:56.64 [1] (0:10.98)	0:45.66 [1] (0:10.82)	0:34.84 [1] (0:10.77)	0:24.07 [1] (0:11.40)	0:34.84		-6		
4	6	MISS SEATTLE Tessa Townsend	6	69.1	0:09.47	1:16.62 [4] (0:09.47)	1:07.15 [5] (0:10.80)	0:56.35 [3] (0:10.95)	0:45.40 [3] (0:10.76)	0:34.64 [2] (0:10.85)	0:23.79 [3] (0:11.35)	0:34.64		+2		
5	2	HE'S XCEPTIONAL Adrian Layt	7	70.8	0:09.48	1:16.63 [5] (0:09.48)	1:07.15 [6] (0:11.16)	0:55.99 [7] (0:10.66)	0:45.33 [4] (0:10.82)	0:34.51 [5] (0:10.84)	0:23.67 [4] (0:11.18)	0:34.51		+4		
6	7	FAMILY STAR Dale Evans	2	69.0	0:09.53	1:16.64 [6] (0:09.53)	1:07.11 [7] (0:11.34)	0:55.77 [10] (0:10.84)	0:44.93 [9] (0:10.77)	0:34.16 [8] (0:10.78)	0:23.38 [8] (0:11.26)	0:34.16		+0		
7	1	YES DREAM Tahlia Fenlon	12	67.7	0:09.24	1:16.87 [7] (0:09.24)	1:07.63 [2] (0:11.08)	0:56.55 [4] (0:11.17)	0:45.38 [7] (0:11.19)	0:34.19 [10] (0:10.94)	0:23.25 [11] (0:11.25)	0:34.19		+12		
8	8	JAKAMA Pietro Romeo	5	68.5	0:09.81	1:16.89 [8] (0:09.81)	1:07.08 [11] (0:11.05)	0:56.03 [9] (0:10.90)	0:45.13 [10] (0:10.83)	0:34.30 [9] (0:10.80)	0:23.50 [9] (0:11.34)	0:34.30		+0		
9	10	COUNT OF CARFORD Jason Taylor	4	68.4	0:09.58	1:17.18 [9] (0:09.58)	1:07.60 [9] (0:10.75)	0:56.85 [5] (0:10.97)	0:45.88 [5] (0:10.82)	0:35.06 [4] (0:10.93)	0:24.13 [6] (0:11.46)	0:35.06		-1		
10	4	FRATELLINO Nicole Seymour	8	67.9	0:09.44	1:17.40 [10] (0:09.44)	1:07.96 [4] (0:10.91)	0:57.05 [6] (0:11.08)	0:45.97 [6] (0:10.88)	0:35.09 [7] (0:10.91)	0:24.18 [7] (0:11.68)	0:35.09		+0		

Scratched: Overseas (#9)

[ ] Ranking at each section and finish  
 -:-:- No data available at this section  
 NA No data available

SCN Saddle cloth number  
 DNF Did not finish  
 DNT Did not track



# Townsville QLD Professional

## Race 6: LAWRENCE & HANSON OPEN Handicap - 1300m

29 September 2023 - 16:24



Track Rating: Good 4, Weather: Fine, Rail Position: +2m 1000m-W/Post; True Remainder

Section	Overall	1200m	1000m	800m	600m	400m	Last 600m
Field Times	1:16.36 (0:09.08)	1:07.28 (0:10.82)	0:56.46 (0:10.98)	0:45.48 (0:10.82)	0:34.66 (0:10.77)	0:23.89 (0:11.40)	0:34.66

Rank	TAB	Horse/Jockey	Barrier	Top Speed [km/h]	Fastest Section	Overall	1200m	1000m	800m	600m	400m	Last 600m	Distance Travelled [m]
11	12	LEONARDA	11	67.7	0:09.55	1:17.41 [11]	1:07.86 [8]	0:56.53 [11]	0:45.45 [11]	0:34.68 [11]	0:23.85 [10]	0:34.68	+3
		Nathan Thomas		1000m	Overall	(0:09.55)	(0:11.33)	(0:11.08)	(0:10.77)	(0:10.83)	(0:11.50)		

Scratched: Overseas (#9)



# Townsville QLD Professional

## Race 6: LAWRENCE & HANSON OPEN Handicap - 1300m

29 September 2023 - 16:24



Track Rating: Good 4, Weather: Fine, Rail Position: +2m 1000m-W/Post; True Remainder

Section				200m				Last 600m	
Field Times				0:12.49 (0:12.49)				0:34.66	
Rank	TAB	Horse/Jockey	Barrier	Top Speed [km/h]	Fastest Section	Margin			Distance Travelled [m]
1	5	HELL OF A BOY Isabella Teh	9	68.7 1000m	0:09.59 Overall	0:12.11 [5] (0:12.11)	1:16.36		0:34.08
2	3	GAME THEORY Ryan Wiggins	3	70.2 1200m	0:09.25 Overall	0:12.34 [2] (0:12.34)	0.1L		0:34.31 +8
3	11	TEMPO Morgan Butler	1	67.5 800m	0:09.08 Overall	0:12.67 [1] (0:12.67)	0.9L		0:34.84 -6
4	6	MISS SEATTLE Tessa Townsend	6	69.1 1000m	0:09.47 Overall	0:12.44 [4] (0:12.44)	1.3L		0:34.64 +2
5	2	HE'S XCEPTIONAL Adrian Layt	7	70.8 1000m	0:09.48 Overall	0:12.49 [3] (0:12.49)	1.4L		0:34.51 +4
6	7	FAMILY STAR Dale Evans	2	69.0 1000m	0:09.53 Overall	0:12.12 [7] (0:12.12)	1.5L		0:34.16 +0
7	1	YES DREAM Tahlia Fenlon	12	67.7 1000m	0:09.24 Overall	0:12.00 [9] (0:12.00)	2.8L		0:34.19 +12
8	8	JAKAMA Pietro Romeo	5	68.5 1000m	0:09.81 Overall	0:12.16 [8] (0:12.16)	2.9L		0:34.30 +0
9	10	COUNT OF CARFORD Jason Taylor	4	68.4 1200m	0:09.58 Overall	0:12.67 [6] (0:12.67)	4.4L		0:35.06 -1
10	4	FRATELLINO Nicole Seymour	8	67.9 1000m	0:09.44 Overall	0:12.50 [10] (0:12.50)	5.7L		0:35.09 +0

Scratched: Overseas (#9)



**Townsville QLD Professional**  
**Race 6: LAWRENCE & HANSON OPEN Handicap - 1300m**  
**29 September 2023 - 16:24**



Track Rating: Good 4, Weather: Fine, Rail Position: +2m 1000m-W/Post; True Remainder

Section				200m				Last 600m		
Field Times				0:12.49 (0:12.49)				0:34.66		
Rank	TAB	Horse/Jockey	Barrier	Top Speed [km/h]	Fastest Section	Margin		Distance Travelled [m]		
11	12	LEONARDA	11	67.7	0:09.55	0:12.35 [11]	5.8L		0:34.68	+3
		Nathan Thomas		1000m	Overall	(0:12.35)				

Scratched: Overseas (#9)

[ ] Ranking at each section and finish  
 -:-:-:- No data available at this section  
 NA No data available

SCN Saddle cloth number  
 DNF Did not finish  
 DNT Did not track



Horse/Jockey Name	Hell Of A Boy
Final Rank	1
Fastest Section Time (Section)	0:09.59 (Overall)
Top Speed [km/h] (Section)	68.7 (1000m)
Race State	Finished



### Townsville QLD Professional

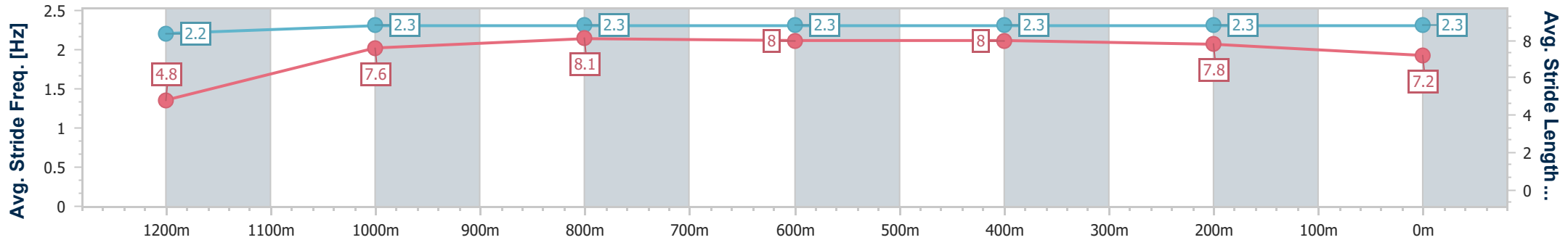
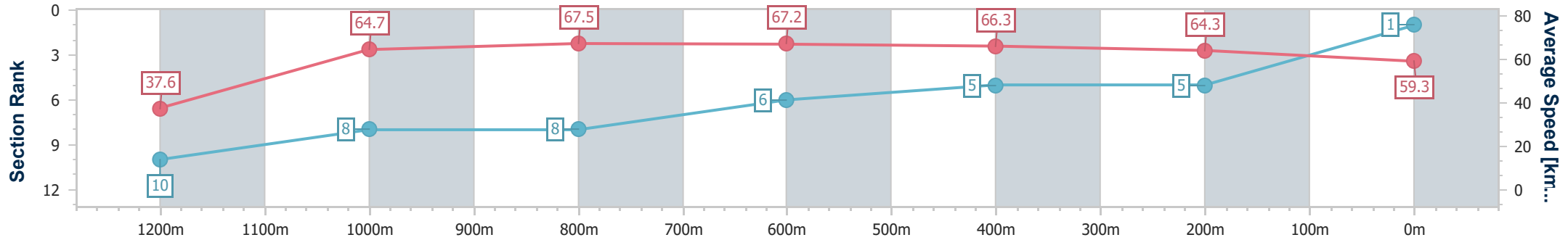
Race 6: LAWRENCE & HANSON OPEN Handicap - 1300m

29 September 2023 - 16:24

Track Rating: Good 4, Weather: Fine, Rail Position: +2m 1000m-W/Post; True Remainder



Section	Overall	1200m	1000m	800m	600m	400m	200m
Section Times	1:16.36 [1] (0:09.59)	1:06.77 [10] (0:11.07)	0:55.70 [8] (0:10.89)	0:44.81 [8] (0:10.73)	0:34.08 [6] (0:10.77)	0:23.31 [5] (0:11.20)	0:12.11 [5] (0:12.11)
Average Speed [km/h]	37.6	64.7	67.5	67.2	66.3	64.3	59.3
Top Speed [km/h]	61.8	66.5	68.7	67.8	67.3	65.2	63.6
Avg. Dist. to Rail [m]	13.1	6.1	3.6	1.1	1.6	1.4	4.0
Avg. Stride Freq. [Hz]	2.2	2.3	2.3	2.3	2.3	2.3	2.3
Avg. Stride Length [m]	4.8	7.6	8.1	8.0	8.0	7.8	7.2



- [ ] Ranking at each section and finish
- .-.- No data available at this section
- NA No data available



Horse/Jockey Name	Game Theory
Final Rank	2
Fastest Section Time (Section)	0:09.25 (Overall)
Top Speed [km/h] (Section)	70.2 (1200m)
Race State	Finished



Townsville QLD Professional

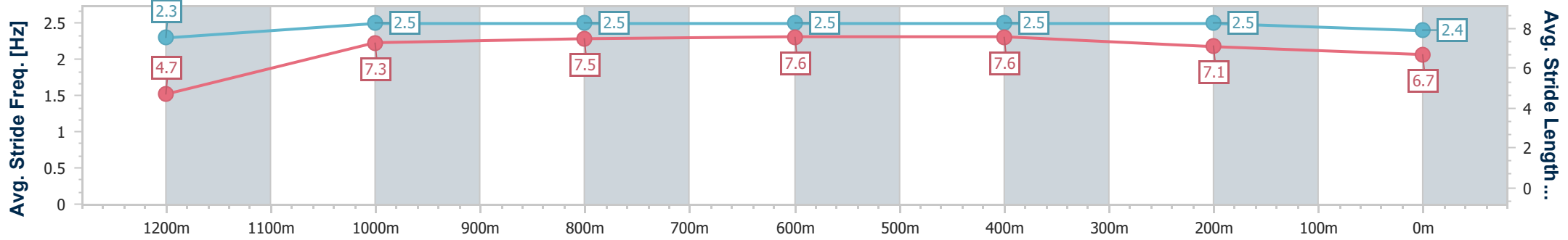
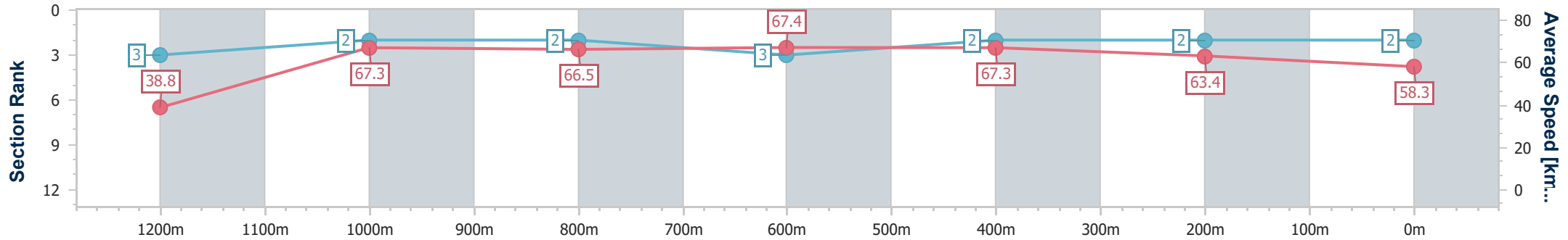
Race 6: LAWRENCE & HANSON OPEN Handicap - 1300m

29 September 2023 - 16:24

Track Rating: Good 4, Weather: Fine, Rail Position: +2m 1000m-W/Post; True Remainder



Section	Overall	1200m	1000m	800m	600m	400m	200m
Section Times	1:16.38 [2] (0:09.25)	1:07.13 [3] (0:10.67)	0:56.46 [2] (0:11.17)	0:45.29 [2] (0:10.98)	0:34.31 [3] (0:10.66)	0:23.65 [2] (0:11.31)	0:12.34 [2] (0:12.34)
Average Speed [km/h]	38.8	67.3	66.5	67.4	67.3	63.4	58.3
Top Speed [km/h]	63.1	70.2	69.3	68.9	68.2	65.8	62.5
Avg. Dist. to Rail [m]	8.2	4.9	6.6	5.4	1.6	1.1	2.2
Avg. Stride Freq. [Hz]	2.3	2.5	2.5	2.5	2.5	2.5	2.4
Avg. Stride Length [m]	4.7	7.3	7.5	7.6	7.6	7.1	6.7



- [ ] Ranking at each section and finish
- .-.- No data available at this section
- NA No data available



Horse/Jockey Name	Tempo
Final Rank	3
Fastest Section Time (Section)	0:09.08 (Overall)
Top Speed [km/h] (Section)	67.5 (800m)
Race State	Finished



Townsville QLD Professional

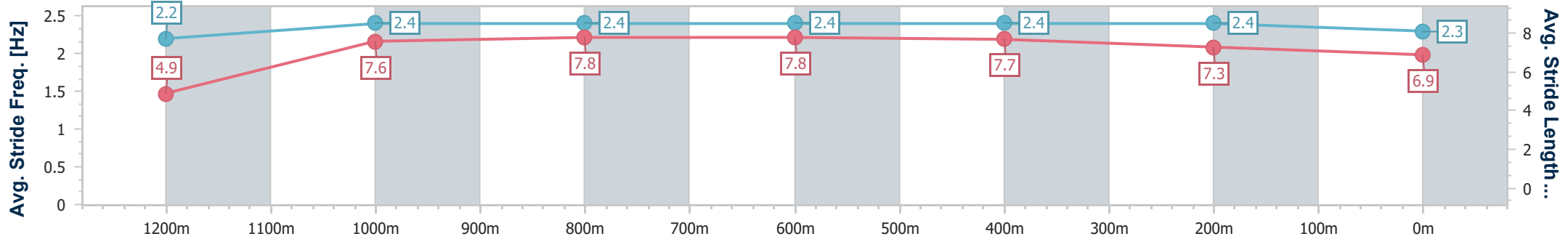
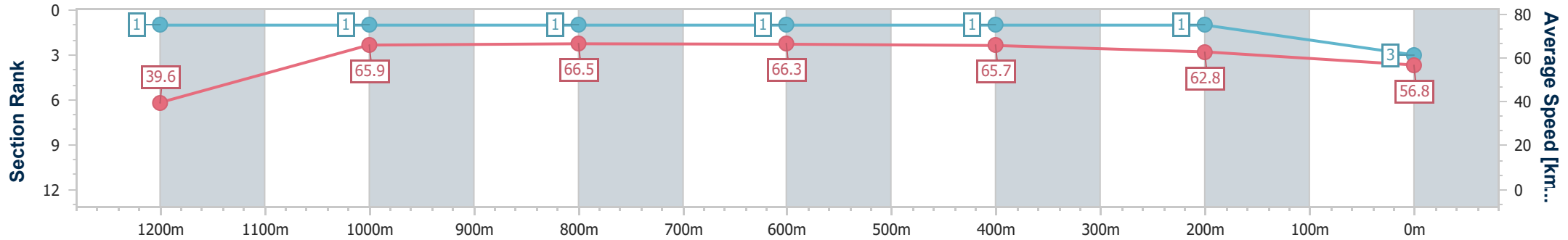
Race 6: LAWRENCE & HANSON OPEN Handicap - 1300m

29 September 2023 - 16:24

Track Rating: Good 4, Weather: Fine, Rail Position: +2m 1000m-W/Post; True Remainder



Section	Overall	1200m	1000m	800m	600m	400m	200m
Section Times	1:16.54 [3] (0:09.08)	1:07.46 [1] (0:10.82)	0:56.64 [1] (0:10.98)	0:45.66 [1] (0:10.82)	0:34.84 [1] (0:10.77)	0:24.07 [1] (0:11.40)	0:12.67 [1] (0:12.67)
Average Speed [km/h]	39.6	65.9	66.5	66.3	65.7	62.8	56.8
Top Speed [km/h]	63.3	67.3	67.5	67.5	67.5	64.9	60.1
Avg. Dist. to Rail [m]	5.9	2.7	2.2	1.6	4.0	2.1	0.5
Avg. Stride Freq. [Hz]	2.2	2.4	2.4	2.4	2.4	2.4	2.3
Avg. Stride Length [m]	4.9	7.6	7.8	7.8	7.7	7.3	6.9



- [ ] Ranking at each section and finish
- .-.- No data available at this section
- NA No data available



Horse/Jockey Name	Miss Seattle
Final Rank	4
Fastest Section Time (Section)	0:09.47 (Overall)
Top Speed [km/h] (Section)	69.1 (1000m)
Race State	Finished



### Townsville QLD Professional

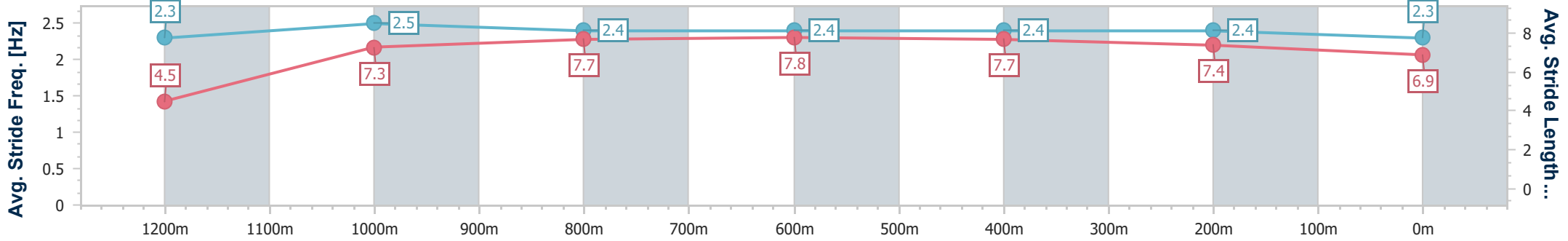
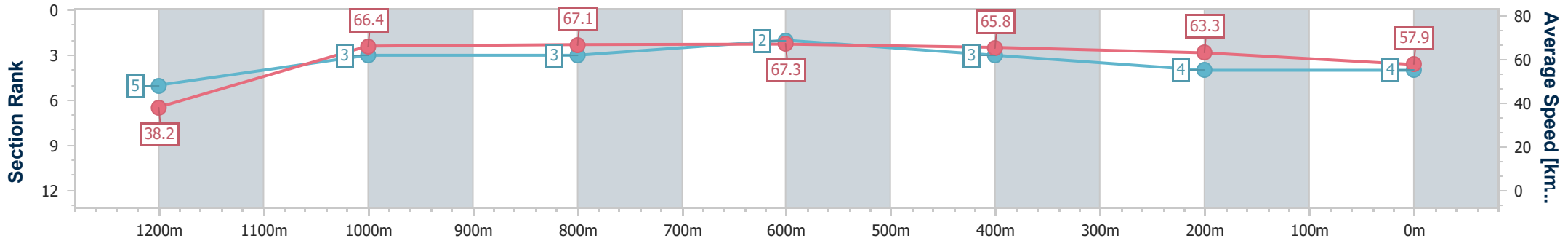
Race 6: LAWRENCE & HANSON OPEN Handicap - 1300m

29 September 2023 - 16:24

Track Rating: Good 4, Weather: Fine, Rail Position: +2m 1000m-W/Post; True Remainder



Section	Overall	1200m	1000m	800m	600m	400m	200m
Section Times	1:16.62 [4] (0:09.47)	1:07.15 [5] (0:10.80)	0:56.35 [3] (0:10.95)	0:45.40 [3] (0:10.76)	0:34.64 [2] (0:10.85)	0:23.79 [3] (0:11.35)	0:12.44 [4] (0:12.44)
Average Speed [km/h]	38.2	66.4	67.1	67.3	65.8	63.3	57.9
Top Speed [km/h]	64.4	67.8	69.1	69.0	67.7	65.6	61.7
Avg. Dist. to Rail [m]	10.2	5.0	4.7	1.4	1.9	2.4	5.5
Avg. Stride Freq. [Hz]	2.3	2.5	2.4	2.4	2.4	2.4	2.3
Avg. Stride Length [m]	4.5	7.3	7.7	7.8	7.7	7.4	6.9



- [ ] Ranking at each section and finish
- .-.- No data available at this section
- NA No data available





Horse/Jockey Name	He's Xceptional
Final Rank	5
Fastest Section Time (Section)	0:09.48 (Overall)
Top Speed [km/h] (Section)	70.8 (1000m)
Race State	Finished



### Townsville QLD Professional

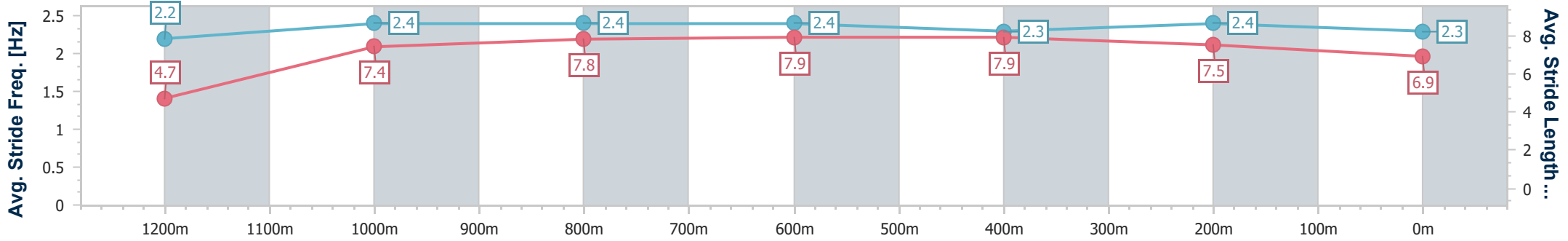
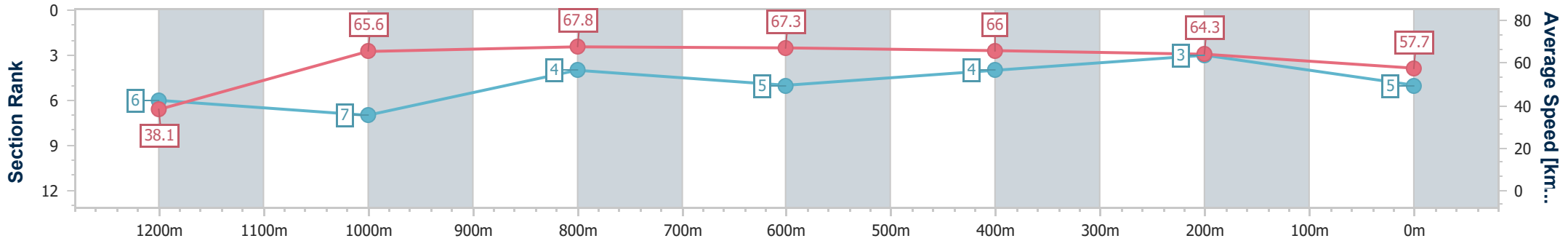
Race 6: LAWRENCE & HANSON OPEN Handicap - 1300m

29 September 2023 - 16:24

Track Rating: Good 4, Weather: Fine, Rail Position: +2m 1000m-W/Post; True Remainder



Section	Overall	1200m	1000m	800m	600m	400m	200m
Section Times	1:16.63 [5] (0:09.48)	1:07.15 [6] (0:11.16)	0:55.99 [7] (0:10.66)	0:45.33 [4] (0:10.82)	0:34.51 [5] (0:10.84)	0:23.67 [4] (0:11.18)	0:12.49 [3] (0:12.49)
Average Speed [km/h]	38.1	65.6	67.8	67.3	66.0	64.3	57.7
Top Speed [km/h]	60.7	69.3	70.8	68.3	66.9	66.1	62.1
Avg. Dist. to Rail [m]	11.5	5.1	5.2	2.6	1.2	1.2	1.7
Avg. Stride Freq. [Hz]	2.2	2.4	2.4	2.4	2.3	2.4	2.3
Avg. Stride Length [m]	4.7	7.4	7.8	7.9	7.9	7.5	6.9



- [ ] Ranking at each section and finish
- .-.- No data available at this section
- NA No data available



Horse/Jockey Name	Family Star
Final Rank	6
Fastest Section Time (Section)	0:09.53 (Overall)
Top Speed [km/h] (Section)	69.0 (1000m)
Race State	Finished



Townsville QLD Professional

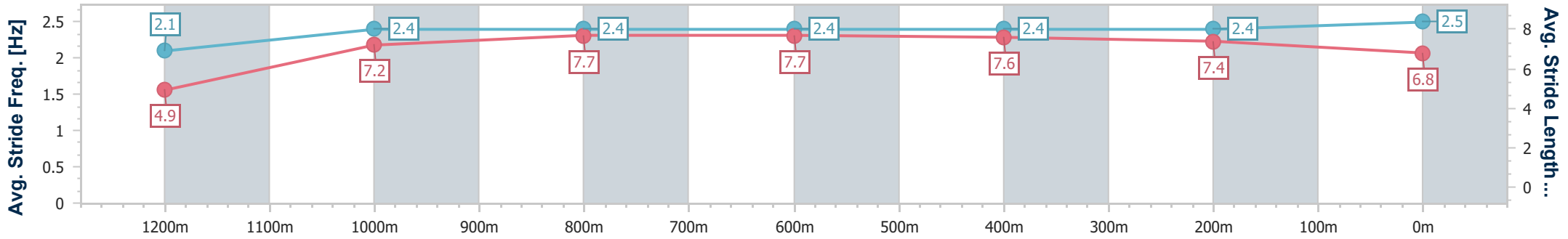
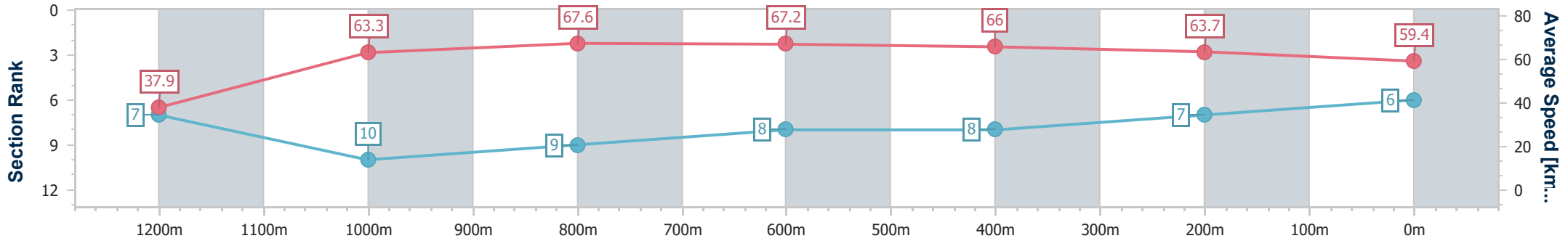
Race 6: LAWRENCE & HANSON OPEN Handicap - 1300m

29 September 2023 - 16:24

Track Rating: Good 4, Weather: Fine, Rail Position: +2m 1000m-W/Post; True Remainder



Section	Overall	1200m	1000m	800m	600m	400m	200m
Section Times	1:16.64 [6] (0:09.53)	1:07.11 [7] (0:11.34)	0:55.77 [10] (0:10.84)	0:44.93 [9] (0:10.77)	0:34.16 [8] (0:10.78)	0:23.38 [8] (0:11.26)	0:12.12 [7] (0:12.12)
Average Speed [km/h]	37.9	63.3	67.6	67.2	66.0	63.7	59.4
Top Speed [km/h]	59.6	66.2	69.0	68.6	67.2	64.7	63.7
Avg. Dist. to Rail [m]	7.0	3.6	4.0	1.5	2.5	1.9	6.5
Avg. Stride Freq. [Hz]	2.1	2.4	2.4	2.4	2.4	2.4	2.5
Avg. Stride Length [m]	4.9	7.2	7.7	7.7	7.6	7.4	6.8



- [ ] Ranking at each section and finish
- .-.- No data available at this section
- NA No data available



Horse/Jockey Name	Yes Dream
Final Rank	7
Fastest Section Time (Section)	0:09.24 (Overall)
Top Speed [km/h] (Section)	67.7 (1000m)
Race State	Finished



Townsville QLD Professional

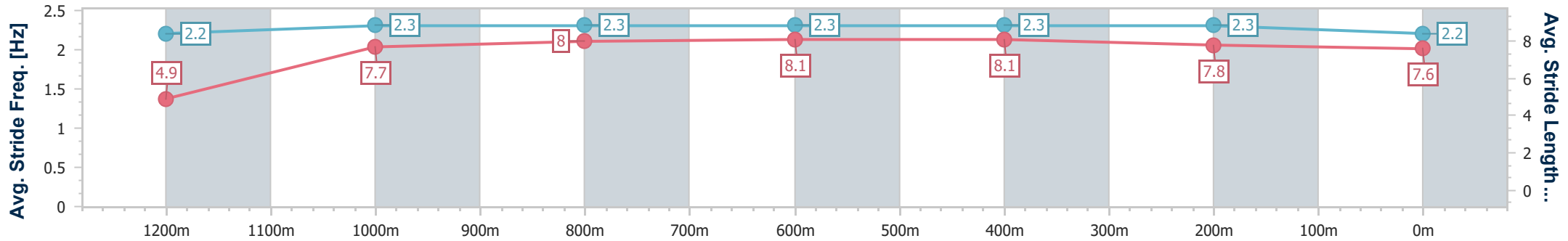
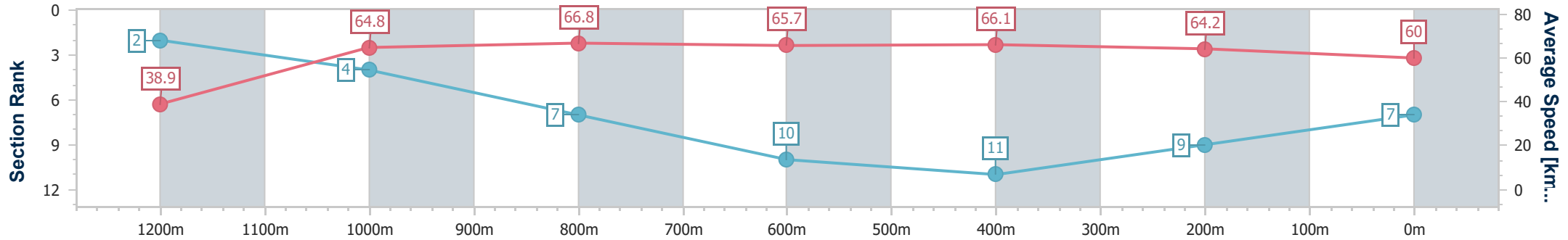
Race 6: LAWRENCE & HANSON OPEN Handicap - 1300m

29 September 2023 - 16:24

Track Rating: Good 4, Weather: Fine, Rail Position: +2m 1000m-W/Post; True Remainder



Section	Overall	1200m	1000m	800m	600m	400m	200m
Section Times	1:16.87 [7] (0:09.24)	1:07.63 [2] (0:11.08)	0:56.55 [4] (0:11.17)	0:45.38 [7] (0:11.19)	0:34.19 [10] (0:10.94)	0:23.25 [11] (0:11.25)	0:12.00 [9] (0:12.00)
Average Speed [km/h]	38.9	64.8	66.8	65.7	66.1	64.2	60.0
Top Speed [km/h]	62.0	66.1	67.7	66.5	66.6	65.7	62.8
Avg. Dist. to Rail [m]	15.5	7.8	7.2	4.3	0.9	4.0	9.8
Avg. Stride Freq. [Hz]	2.2	2.3	2.3	2.3	2.3	2.3	2.2
Avg. Stride Length [m]	4.9	7.7	8.0	8.1	8.1	7.8	7.6



- [ ] Ranking at each section and finish
- .-.- No data available at this section
- NA No data available



Horse/Jockey Name	Jakama
Final Rank	8
Fastest Section Time (Section)	0:09.81 (Overall)
Top Speed [km/h] (Section)	68.5 (1000m)
Race State	Finished



### Townsville QLD Professional

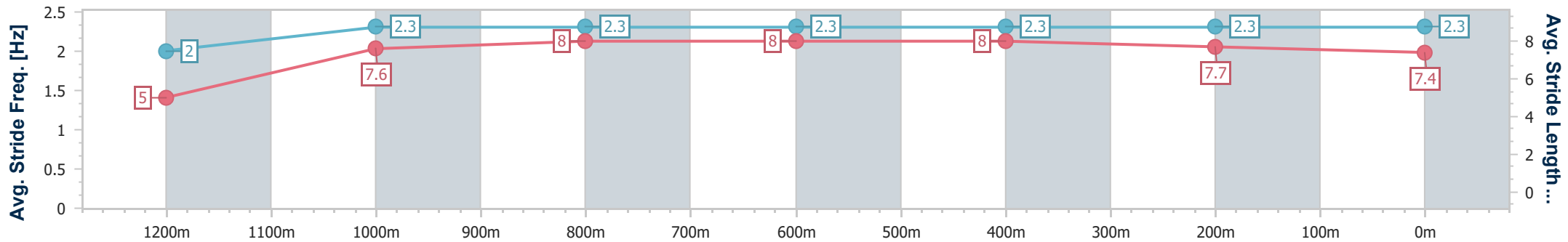
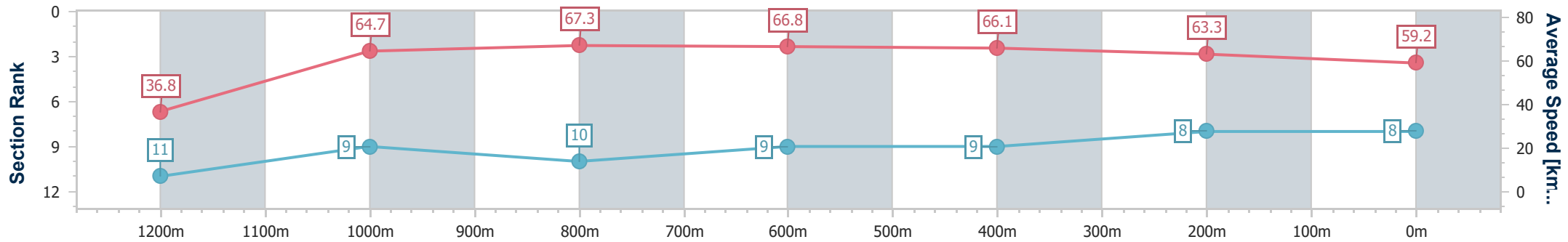
Race 6: LAWRENCE & HANSON OPEN Handicap - 1300m

29 September 2023 - 16:24

Track Rating: Good 4, Weather: Fine, Rail Position: +2m 1000m-W/Post; True Remainder



Section	Overall	1200m	1000m	800m	600m	400m	200m
Section Times	1:16.89 [8] (0:09.81)	1:07.08 [11] (0:11.05)	0:56.03 [9] (0:10.90)	0:45.13 [10] (0:10.83)	0:34.30 [9] (0:10.80)	0:23.50 [9] (0:11.34)	0:12.16 [8] (0:12.16)
Average Speed [km/h]	36.8	64.7	67.3	66.8	66.1	63.3	59.2
Top Speed [km/h]	61.0	67.2	68.5	68.2	67.6	65.3	61.2
Avg. Dist. to Rail [m]	8.7	3.6	3.2	1.7	1.9	2.2	5.6
Avg. Stride Freq. [Hz]	2.0	2.3	2.3	2.3	2.3	2.3	2.3
Avg. Stride Length [m]	5.0	7.6	8.0	8.0	8.0	7.7	7.4



- [ ] Ranking at each section and finish
- .-.- No data available at this section
- NA No data available



Horse/Jockey Name	Count Of Carford
Final Rank	9
Fastest Section Time (Section)	0:09.58 (Overall)
Top Speed [km/h] (Section)	68.4 (1200m)
Race State	Finished



Townsville QLD Professional

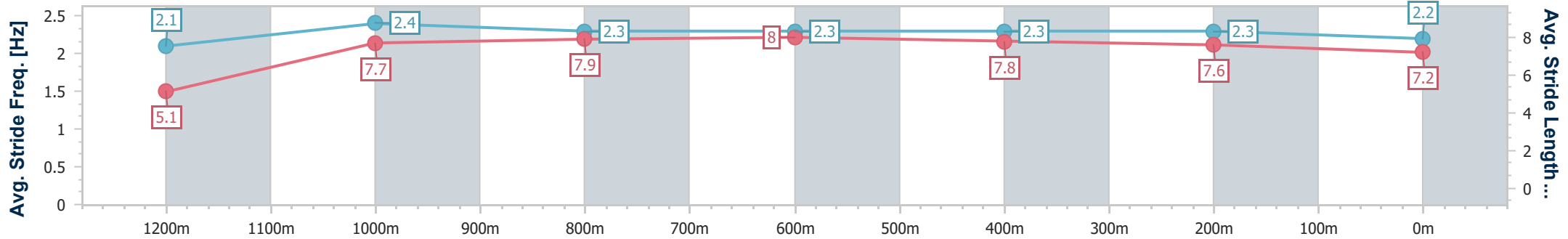
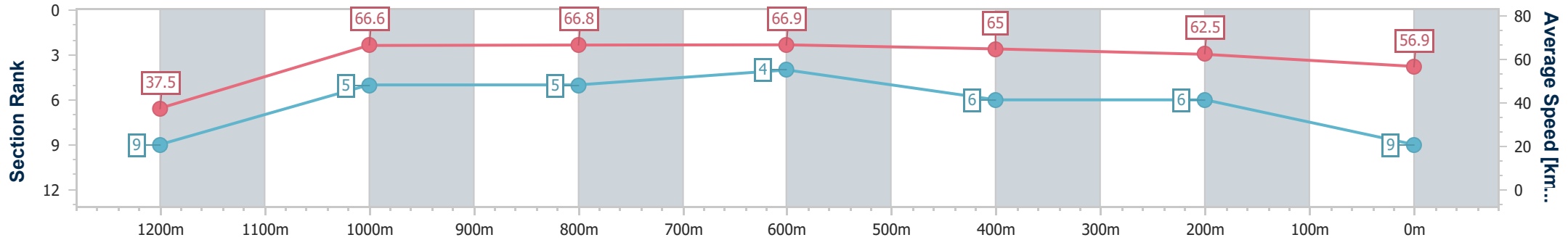
Race 6: LAWRENCE & HANSON OPEN Handicap - 1300m

29 September 2023 - 16:24

Track Rating: Good 4, Weather: Fine, Rail Position: +2m 1000m-W/Post; True Remainder



Section	Overall	1200m	1000m	800m	600m	400m	200m
Section Times	1:17.18 [9] (0:09.58)	1:07.60 [9] (0:10.75)	0:56.85 [5] (0:10.97)	0:45.88 [5] (0:10.82)	0:35.06 [4] (0:10.93)	0:24.13 [6] (0:11.46)	0:12.67 [6] (0:12.67)
Average Speed [km/h]	37.5	66.6	66.8	66.9	65.0	62.5	56.9
Top Speed [km/h]	62.5	68.4	68.3	68.0	66.6	64.1	60.5
Avg. Dist. to Rail [m]	8.1	3.3	3.2	1.8	2.7	1.3	2.4
Avg. Stride Freq. [Hz]	2.1	2.4	2.3	2.3	2.3	2.3	2.2
Avg. Stride Length [m]	5.1	7.7	7.9	8.0	7.8	7.6	7.2



- [ ] Ranking at each section and finish
- .-.- No data available at this section
- NA No data available



Horse/Jockey Name	Fratellino
Final Rank	10
Fastest Section Time (Section)	0:09.44 (Overall)
Top Speed [km/h] (Section)	67.9 (1000m)
Race State	Finished



### Townsville QLD Professional

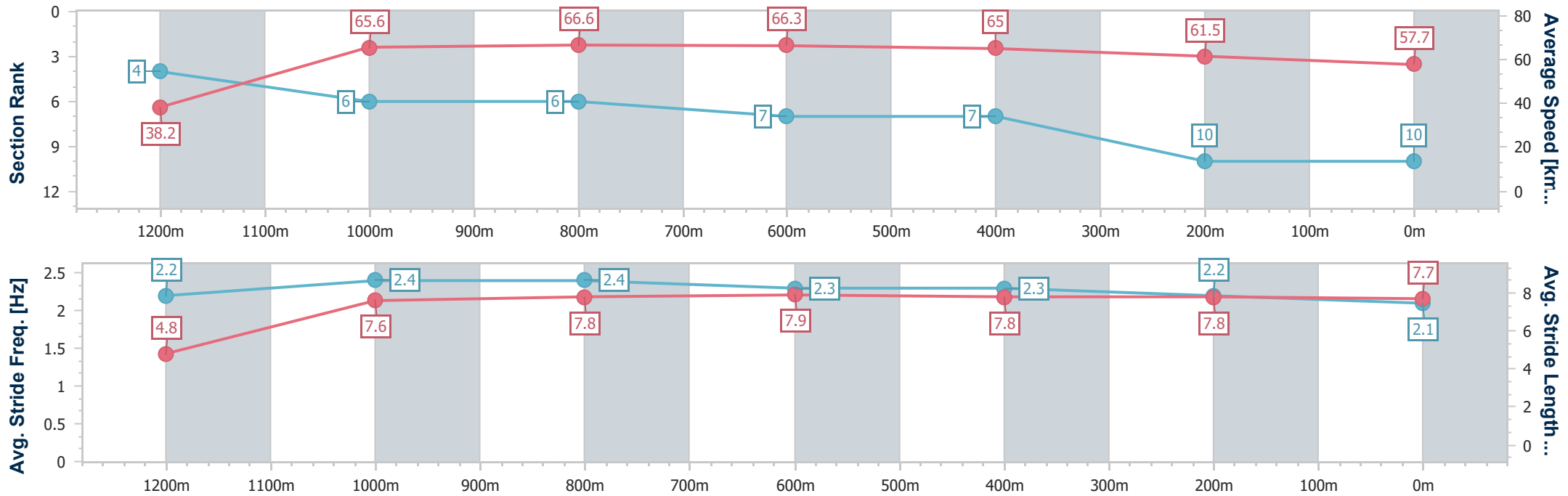
Race 6: LAWRENCE & HANSON OPEN Handicap - 1300m

29 September 2023 - 16:24

Track Rating: Good 4, Weather: Fine, Rail Position: +2m 1000m-W/Post; True Remainder



Section	Overall	1200m	1000m	800m	600m	400m	200m
Section Times	1:17.40 [10] (0:09.44)	1:07.96 [4] (0:10.91)	0:57.05 [6] (0:11.08)	0:45.97 [6] (0:10.88)	0:35.09 [7] (0:10.91)	0:24.18 [7] (0:11.68)	0:12.50 [10] (0:12.50)
Average Speed [km/h]	38.2	65.6	66.6	66.3	65.0	61.5	57.7
Top Speed [km/h]	63.0	67.8	67.9	66.8	66.6	63.2	59.5
Avg. Dist. to Rail [m]	12.7	5.8	4.7	1.4	2.8	2.5	6.6
Avg. Stride Freq. [Hz]	2.2	2.4	2.4	2.3	2.3	2.2	2.1
Avg. Stride Length [m]	4.8	7.6	7.8	7.9	7.8	7.8	7.7



- [ ] Ranking at each section and finish
- .-.- No data available at this section
- NA No data available



Horse/Jockey Name	Leonarda
Final Rank	11
Fastest Section Time (Section)	0:09.55 (Overall)
Top Speed [km/h] (Section)	67.7 (1000m)
Race State	Finished



Townsville QLD Professional

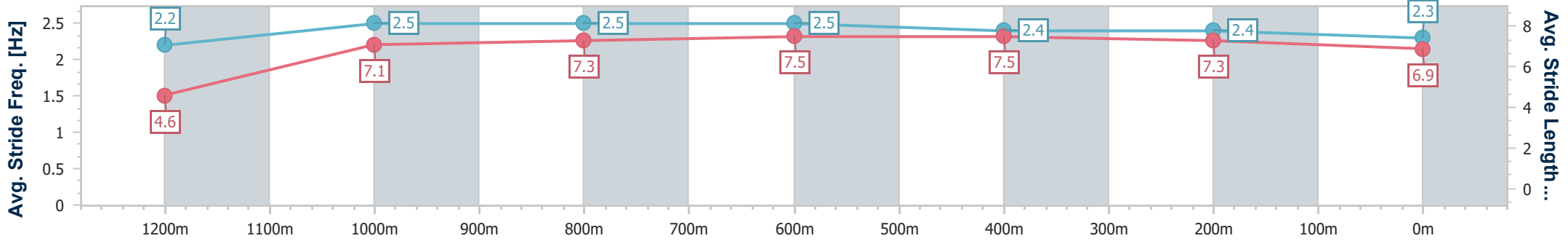
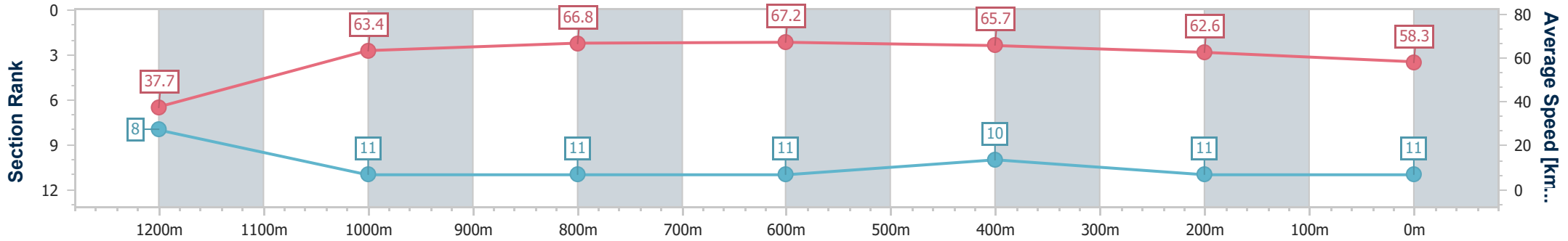
Race 6: LAWRENCE & HANSON OPEN Handicap - 1300m

29 September 2023 - 16:24

Track Rating: Good 4, Weather: Fine, Rail Position: +2m 1000m-W/Post; True Remainder



Section	Overall	1200m	1000m	800m	600m	400m	200m
Section Times	1:17.41 [11] (0:09.55)	1:07.86 [8] (0:11.33)	0:56.53 [11] (0:11.08)	0:45.45 [11] (0:10.77)	0:34.68 [11] (0:10.83)	0:23.85 [10] (0:11.50)	0:12.35 [11] (0:12.35)
Average Speed [km/h]	37.7	63.4	66.8	67.2	65.7	62.6	58.3
Top Speed [km/h]	60.4	65.5	67.7	67.4	67.4	64.0	61.2
Avg. Dist. to Rail [m]	14.5	7.8	5.7	1.4	2.1	1.8	4.1
Avg. Stride Freq. [Hz]	2.2	2.5	2.5	2.5	2.4	2.4	2.3
Avg. Stride Length [m]	4.6	7.1	7.3	7.5	7.5	7.3	6.9



- [ ] Ranking at each section and finish
- .-.- No data available at this section
- NA No data available