



Townsville QLD Professional

Race 4: HYGAIN Class 1 Handicap - 1000m

29 September 2023 - 15:06



Track Rating: Good 4, Weather: Fine, Rail Position: +2m 1000m-W/Post; True Remainder

Section		Overall									Last 600m		
Field Times		0:57.00									0:33.76		
		(0:13.18)									(0:33.76)		
		800m									200m		
		0:43.82									0:12.08		
		(0:10.06)									(0:12.08)		
		600m											
		0:33.76											
		(0:10.56)											
		400m											
		0:23.20											
		(0:11.12)											
		200m											
		0:12.08											
		(0:12.08)											
		Margin											
		Distance Travelled [m]											
1	6	TRINITY MISSILE	12	72.0	0:10.06	0:57.00 [1]	0:43.82 [1]	0:33.76 [1]	0:23.20 [1]	0:12.08 [1]	0:57.00	0:33.76	
		Nathan Thomas		Overall	800m	(0:13.18)	(0:10.06)	(0:10.56)	(0:11.12)	(0:12.08)			
2	7	BOOM RANGA	8	71.6	0:10.27	0:57.17 [2]	0:43.70 [6]	0:33.43 [8]	0:22.92 [7]	0:11.78 [5]	1L	0:33.43	+5
		Adrian Layt		800m	800m	(0:13.47)	(0:10.27)	(0:10.51)	(0:11.14)	(0:11.78)			
3	10	CIVITAS	11	72.4	0:10.10	0:57.20 [3]	0:43.75 [5]	0:33.65 [5]	0:23.11 [5]	0:11.87 [4]	1.2L	0:33.65	+6
		Tahlia Fenlon		800m	800m	(0:13.45)	(0:10.10)	(0:10.54)	(0:11.24)	(0:11.87)			
4	2	BAKERSFIELD	7	72.4	0:10.10	0:57.28 [4]	0:43.95 [4]	0:33.85 [4]	0:23.35 [4]	0:12.20 [3]	1.6L	0:33.85	+5
		Jason Taylor		Overall	800m	(0:13.33)	(0:10.10)	(0:10.50)	(0:11.15)	(0:12.20)			
5	4	WICKLOW LASS	4	72.0	0:10.12	0:57.38 [5]	0:44.11 [3]	0:33.99 [3]	0:23.56 [2]	0:12.30 [2]	2.1L	0:33.99	+5
		Isabella Teh		800m	800m	(0:13.27)	(0:10.12)	(0:10.43)	(0:11.26)	(0:12.30)			
6	3	READAPT	6	72.0	0:10.21	0:57.44 [6]	0:43.50 [11]	0:33.29 [10]	0:22.61 [9]	0:11.61 [10]	2.3L	0:33.29	+6
		Morgan Butler		800m	800m	(0:13.94)	(0:10.21)	(0:10.68)	(0:11.00)	(0:11.61)			
7	11	HANEDA	1	71.5	0:10.16	0:57.51 [7]	0:43.96 [8]	0:33.80 [7]	0:23.31 [6]	0:11.99 [8]	2.6L	0:33.80	-1
		Pietro Romeo		800m	800m	(0:13.55)	(0:10.16)	(0:10.49)	(0:11.32)	(0:11.99)			
8	1	MARANZANO	10	72.1	0:10.39	0:57.62 [8]	0:43.58 [12]	0:33.19 [12]	0:22.69 [11]	0:11.84 [9]	3.1L	0:33.19	+3
		Rachel Shred		800m	800m	(0:14.04)	(0:10.39)	(0:10.50)	(0:10.85)	(0:11.84)			
9	5	GUAPO	2	71.9	0:10.17	0:57.76 [9]	0:44.23 [7]	0:34.06 [6]	0:23.51 [8]	0:12.37 [6]	3.9L	0:34.06	+1
		Ryan Wiggins		800m	800m	(0:13.53)	(0:10.17)	(0:10.55)	(0:11.14)	(0:12.37)			
10	8	HYDERABAD	9	70.6	0:10.34	0:57.79 [10]	0:43.56 [13]	0:33.22 [13]	0:22.78 [13]	0:11.79 [11]	4L	0:33.22	+6
		David Sparks		600m	800m	(0:14.23)	(0:10.34)	(0:10.44)	(0:10.99)	(0:11.79)			

[] Ranking at each section and finish
 -:-:- No data available at this section
 NA No data available

SCN Saddle cloth number
 DNF Did not finish
 DNT Did not track



Townsville QLD Professional

Race 4: HYGAIN Class 1 Handicap - 1000m

29 September 2023 - 15:06



Track Rating: Good 4, Weather: Fine, Rail Position: +2m 1000m-W/Post; True Remainder

Section		Overall	800m	600m	400m	200m	Last 600m					
Field Times		0:57.00 (0:13.18)	0:43.82 (0:10.06)	0:33.76 (0:10.56)	0:23.20 (0:11.12)	0:12.08 (0:12.08)	0:33.76					
Rank	TAB Horse/Jockey	Barrier	Top Speed [km/h]	Fastest Section	Margin					Distance Travelled [m]		
11	9 DONENOTHING Rebecca Wilson	3	70.4 800m	0:10.45 800m	0:57.92 [11] (0:13.80)	0:44.12 [10] (0:10.45)	0:33.67 [11] (0:10.69)	0:22.98 [12] (0:11.10)	0:11.88 [12] (0:11.88)	4.8L	0:33.67	-2
12	12 SALIKA DIVA Nicole Seymour	13	72.4 800m	0:10.04 800m	0:57.94 [12] (0:13.21)	0:44.73 [2] (0:10.04)	0:34.69 [2] (0:10.57)	0:24.12 [3] (0:11.62)	0:12.50 [7] (0:12.50)	4.9L	0:34.69	+1
13	13 POLARMORE PRINCESS Jackson Murphy	5	71.1 800m	0:10.34 800m	0:58.73 [13] (0:13.77)	0:44.96 [9] (0:10.34)	0:34.62 [9] (0:10.79)	0:23.83 [10] (0:11.17)	0:12.66 [13] (0:12.66)	9.4L	0:34.62	+1

[] Ranking at each section and finish
 -:-:-:- No data available at this section
 NA No data available

SCN Saddle cloth number
 DNF Did not finish
 DNT Did not track



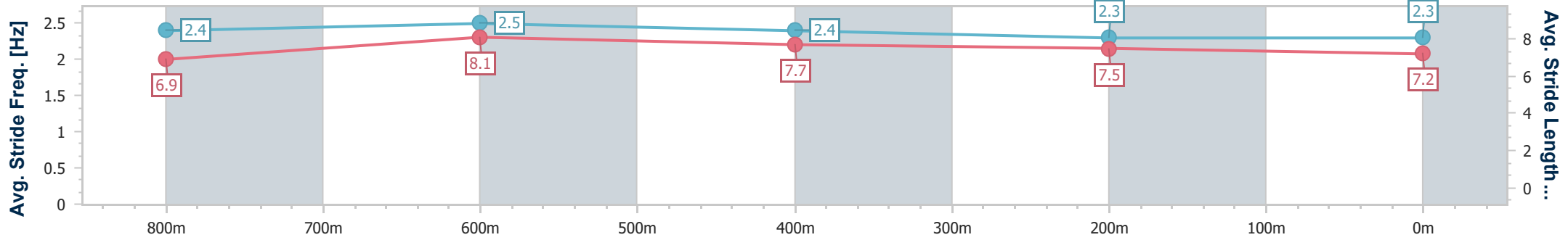
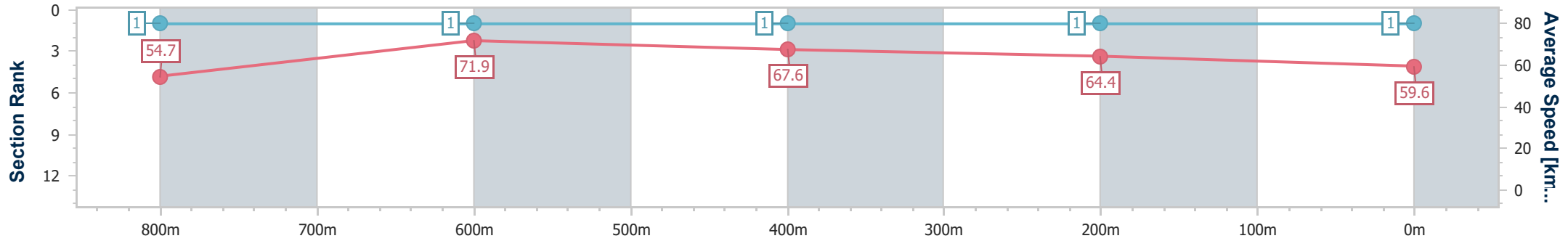
Horse/Jockey Name	Trinity Missile
Final Rank	1
Fastest Section Time (Section)	0:10.06 (800m)
Top Speed [km/h] (Section)	72.0 (Overall)
Race State	Finished



Townsville QLD Professional
 Race 4: HYGAIN Class 1 Handicap - 1000m
 29 September 2023 - 15:06
 Track Rating: Good 4, Weather: Fine, Rail Position: +2m 1000m-
 W/Post; True Remainder



Section	Overall	800m	600m	400m	200m
Section Times	0:57.00 [1] (0:13.18)	0:43.82 [1] (0:10.06)	0:33.76 [1] (0:10.56)	0:23.20 [1] (0:11.12)	0:12.08 [1] (0:12.08)
Average Speed [km/h]	54.7	71.9	67.6	64.4	59.6
Top Speed [km/h]	72.0	71.6	70.4	68.2	63.7
Avg. Dist. to Rail [m]	9.2	1.8	1.8	2.4	1.0
Avg. Stride Freq. [Hz]	2.4	2.5	2.4	2.3	2.3
Avg. Stride Length [m]	6.9	8.1	7.7	7.5	7.2



- [] Ranking at each section and finish
- .-.- No data available at this section
- NA No data available



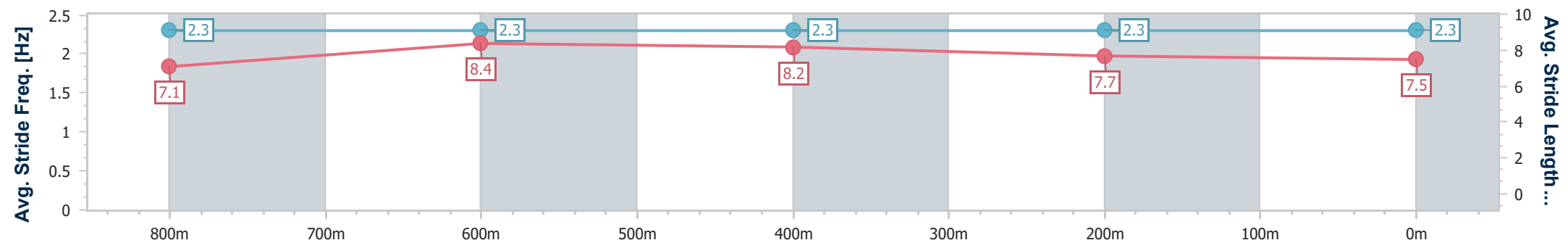
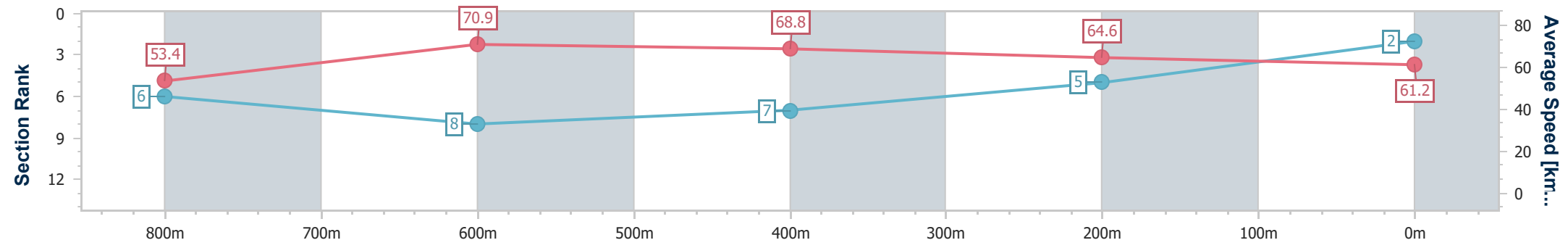
Horse/Jockey Name	Boom Ranga
Final Rank	2
Fastest Section Time (Section)	0:10.27 (800m)
Top Speed [km/h] (Section)	71.6 (800m)
Race State	Finished



Townsville QLD Professional
Race 4: HYGAIN Class 1 Handicap - 1000m
 29 September 2023 - 15:06
 Track Rating: Good 4, Weather: Fine, Rail Position: +2m 1000m-
 W/Post; True Remainder



Section	Overall	800m	600m	400m	200m
Section Times	0:57.17 [2] (0:13.47)	0:43.70 [6] (0:10.27)	0:33.43 [8] (0:10.51)	0:22.92 [7] (0:11.14)	0:11.78 [5] (0:11.78)
Average Speed [km/h]	53.4	70.9	68.8	64.6	61.2
Top Speed [km/h]	70.5	71.6	70.5	67.3	63.6
Avg. Dist. to Rail [m]	7.0	3.3	0.9	1.5	4.3
Avg. Stride Freq. [Hz]	2.3	2.3	2.3	2.3	2.3
Avg. Stride Length [m]	7.1	8.4	8.2	7.7	7.5



- [] Ranking at each section and finish
- .-.- No data available at this section
- NA No data available



Horse/Jockey Name	Civitas
Final Rank	3
Fastest Section Time (Section)	0:10.10 (800m)
Top Speed [km/h] (Section)	72.4 (800m)
Race State	Finished



Townsville QLD Professional

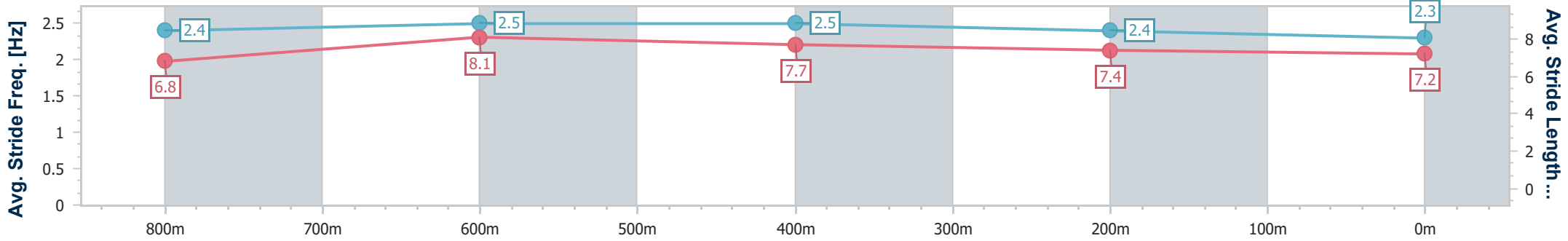
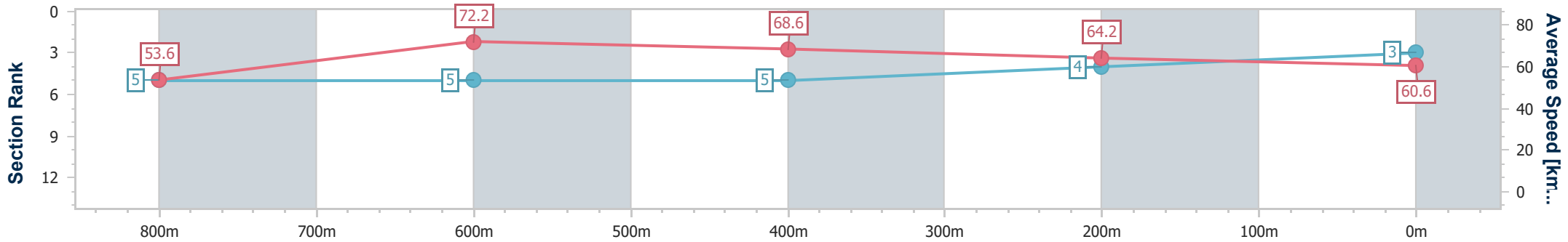
Race 4: HYGAIN Class 1 Handicap - 1000m

29 September 2023 - 15:06

Track Rating: Good 4, Weather: Fine, Rail Position: +2m 1000m-W/Post; True Remainder



Section	Overall	800m	600m	400m	200m
Section Times	0:57.20 [3] (0:13.45)	0:43.75 [5] (0:10.10)	0:33.65 [5] (0:10.54)	0:23.11 [5] (0:11.24)	0:11.87 [4] (0:11.87)
Average Speed [km/h]	53.6	72.2	68.6	64.2	60.6
Top Speed [km/h]	72.1	72.4	71.0	66.3	63.5
Avg. Dist. to Rail [m]	9.1	3.7	0.9	2.0	4.9
Avg. Stride Freq. [Hz]	2.4	2.5	2.5	2.4	2.3
Avg. Stride Length [m]	6.8	8.1	7.7	7.4	7.2



- [] Ranking at each section and finish
- .-.- No data available at this section
- NA No data available



Horse/Jockey Name	Bakersfield
Final Rank	4
Fastest Section Time (Section)	0:10.10 (800m)
Top Speed [km/h] (Section)	72.4 (Overall)
Race State	Finished



Townsville QLD Professional

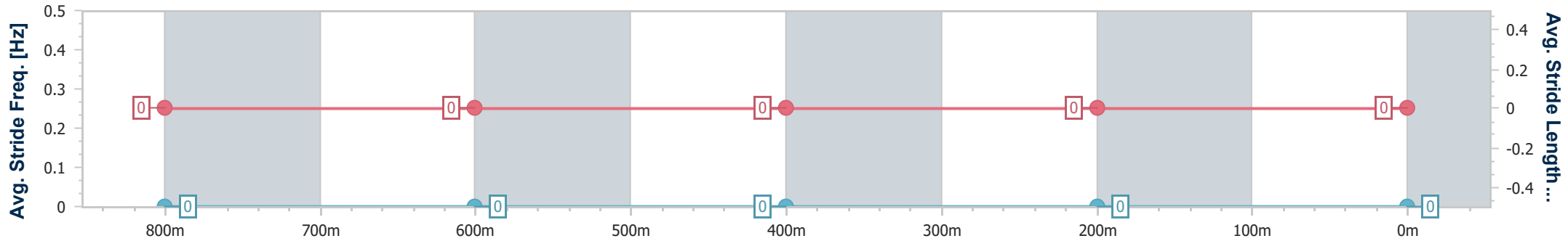
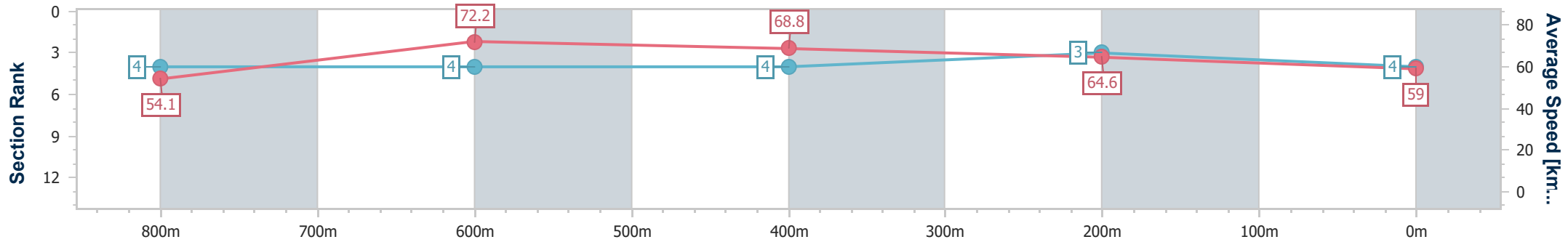
Race 4: HYGAIN Class 1 Handicap - 1000m

29 September 2023 - 15:06

Track Rating: Good 4, Weather: Fine, Rail Position: +2m 1000m-W/Post; True Remainder



Section	Overall	800m	600m	400m	200m
Section Times	0:57.28 [4] (0:13.33)	0:43.95 [4] (0:10.10)	0:33.85 [4] (0:10.50)	0:23.35 [4] (0:11.15)	0:12.20 [3] (0:12.20)
Average Speed [km/h]	54.1	72.2	68.8	64.6	59.0
Top Speed [km/h]	72.4	71.6	69.9	65.9	63.5
Avg. Dist. to Rail [m]	6.5	3.8	1.0	0.5	3.1
Avg. Stride Freq. [Hz]	--	--	--	--	--
Avg. Stride Length [m]	--	--	--	--	--



- [] Ranking at each section and finish
- No data available at this section
- NA No data available



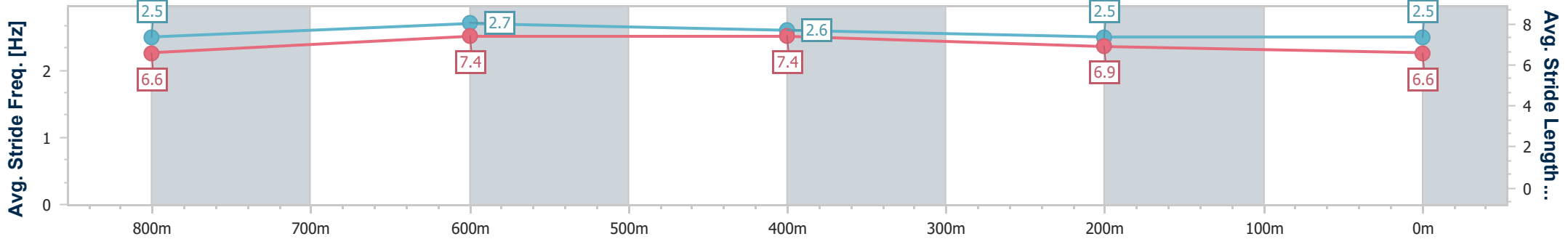
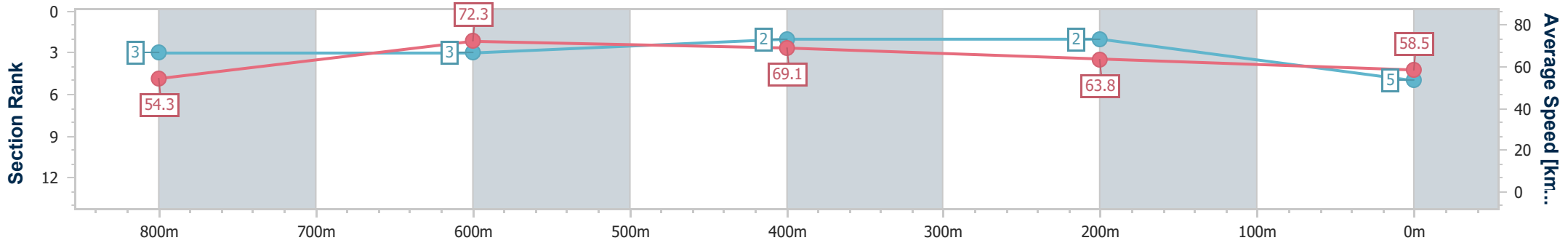
Horse/Jockey Name	Wicklow Lass
Final Rank	5
Fastest Section Time (Section)	0:10.12 (800m)
Top Speed [km/h] (Section)	72.0 (800m)
Race State	Finished



Townsville QLD Professional
 Race 4: HYGAIN Class 1 Handicap - 1000m
 29 September 2023 - 15:06
 Track Rating: Good 4, Weather: Fine, Rail Position: +2m 1000m-
 W/Post; True Remainder



Section	Overall	800m	600m	400m	200m
Section Times	0:57.38 [5] (0:13.27)	0:44.11 [3] (0:10.12)	0:33.99 [3] (0:10.43)	0:23.56 [2] (0:11.26)	0:12.30 [2] (0:12.30)
Average Speed [km/h]	54.3	72.3	69.1	63.8	58.5
Top Speed [km/h]	71.6	72.0	70.6	66.4	61.8
Avg. Dist. to Rail [m]	5.5	4.0	0.4	0.7	1.6
Avg. Stride Freq. [Hz]	2.5	2.7	2.6	2.5	2.5
Avg. Stride Length [m]	6.6	7.4	7.4	6.9	6.6



- [] Ranking at each section and finish
- .-.- No data available at this section
- NA No data available



Horse/Jockey Name	Readapt
Final Rank	6
Fastest Section Time (Section)	0:10.21 (800m)
Top Speed [km/h] (Section)	72.0 (800m)
Race State	Finished



Townsville QLD Professional

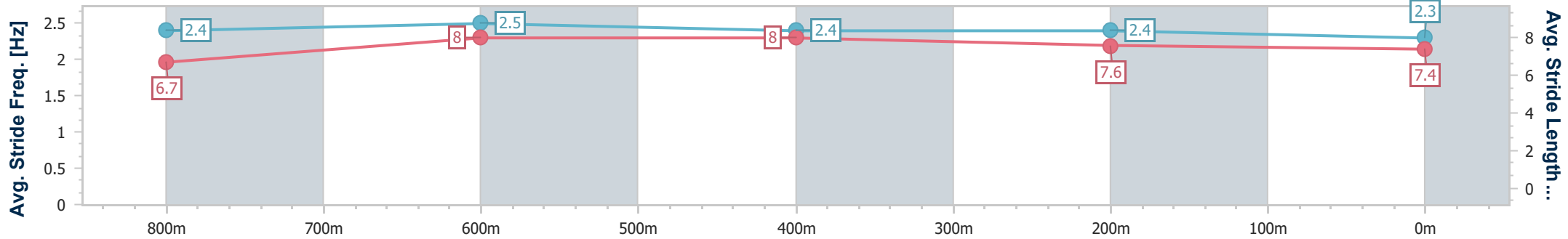
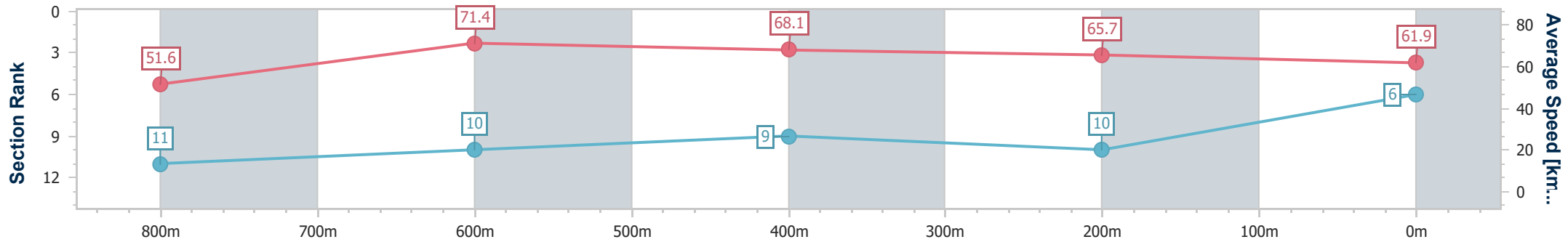
Race 4: HYGAIN Class 1 Handicap - 1000m

29 September 2023 - 15:06

Track Rating: Good 4, Weather: Fine, Rail Position: +2m 1000m-W/Post; True Remainder



Section	Overall	800m	600m	400m	200m
Section Times	0:57.44 [6] (0:13.94)	0:43.50 [11] (0:10.21)	0:33.29 [10] (0:10.68)	0:22.61 [9] (0:11.00)	0:11.61 [10] (0:11.61)
Average Speed [km/h]	51.6	71.4	68.1	65.7	61.9
Top Speed [km/h]	70.7	72.0	69.9	67.0	64.5
Avg. Dist. to Rail [m]	5.1	3.2	1.9	1.9	6.1
Avg. Stride Freq. [Hz]	2.4	2.5	2.4	2.4	2.3
Avg. Stride Length [m]	6.7	8.0	8.0	7.6	7.4



- [] Ranking at each section and finish
- .-.- No data available at this section
- NA No data available



Horse/Jockey Name	Haneda
Final Rank	7
Fastest Section Time (Section)	0:10.16 (800m)
Top Speed [km/h] (Section)	71.5 (800m)
Race State	Finished

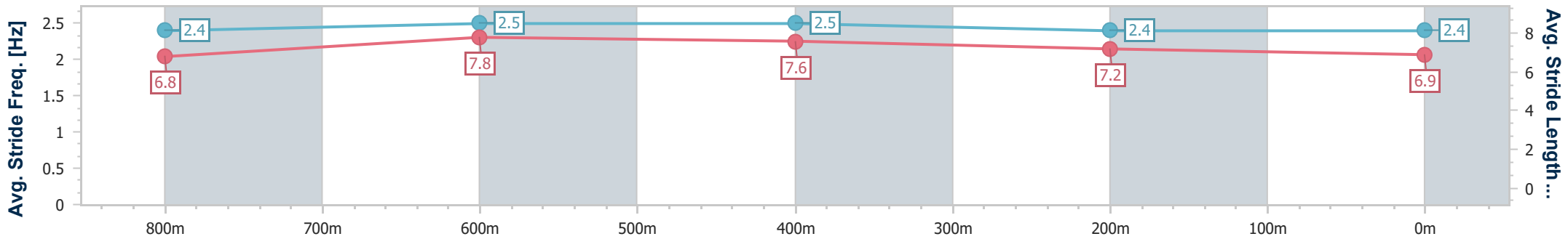
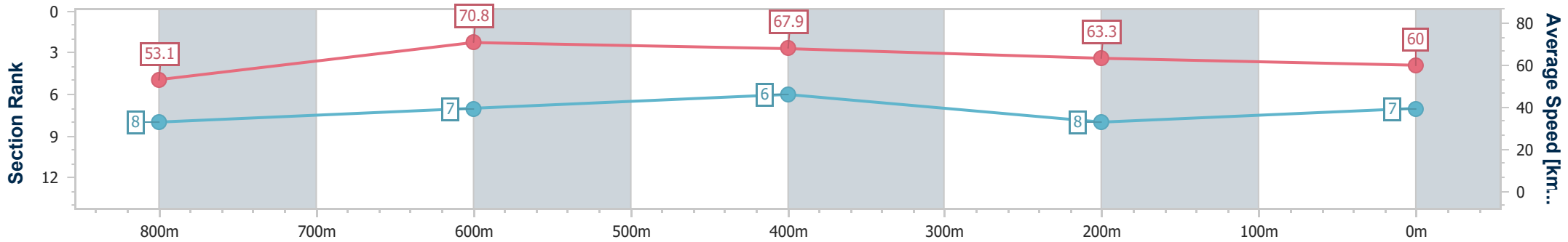


Townsville QLD Professional
Race 4: HYGAIN Class 1 Handicap - 1000m



29 September 2023 - 15:06
Track Rating: Good 4, Weather: Fine, Rail Position: +2m 1000m-
W/Post; True Remainder

Section	Overall	800m	600m	400m	200m
Section Times	0:57.51 [7] (0:13.55)	0:43.96 [8] (0:10.16)	0:33.80 [7] (0:10.49)	0:23.31 [6] (0:11.32)	0:11.99 [8] (0:11.99)
Average Speed [km/h]	53.1	70.8	67.9	63.3	60.0
Top Speed [km/h]	70.9	71.5	70.2	66.3	62.5
Avg. Dist. to Rail [m]	1.0	1.4	2.2	2.2	0.7
Avg. Stride Freq. [Hz]	2.4	2.5	2.5	2.4	2.4
Avg. Stride Length [m]	6.8	7.8	7.6	7.2	6.9



- [] Ranking at each section and finish
- .-.- No data available at this section
- NA No data available



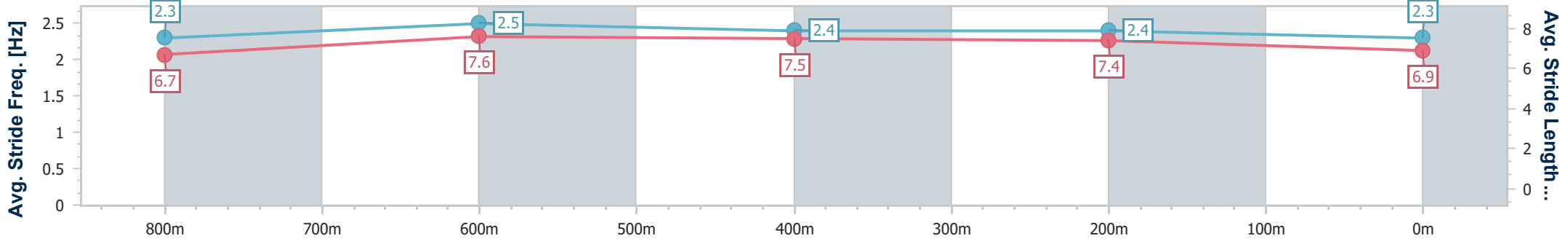
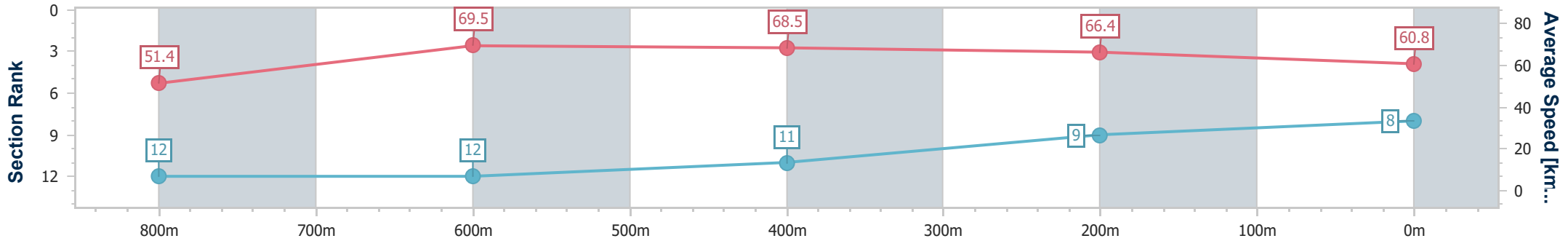
Horse/Jockey Name	Maranzano
Final Rank	8
Fastest Section Time (Section)	0:10.39 (800m)
Top Speed [km/h] (Section)	72.1 (800m)
Race State	Finished



Townsville QLD Professional
Race 4: HYGAIN Class 1 Handicap - 1000m
 29 September 2023 - 15:06
 Track Rating: Good 4, Weather: Fine, Rail Position: +2m 1000m-
 W/Post; True Remainder



Section	Overall	800m	600m	400m	200m
Section Times	0:57.62 [8] (0:14.04)	0:43.58 [12] (0:10.39)	0:33.19 [12] (0:10.50)	0:22.69 [11] (0:10.85)	0:11.84 [9] (0:11.84)
Average Speed [km/h]	51.4	69.5	68.5	66.4	60.8
Top Speed [km/h]	71.2	72.1	69.0	68.2	64.2
Avg. Dist. to Rail [m]	7.4	1.6	0.4	2.6	6.7
Avg. Stride Freq. [Hz]	2.3	2.5	2.4	2.4	2.3
Avg. Stride Length [m]	6.7	7.6	7.5	7.4	6.9



- [] Ranking at each section and finish
- .-.- No data available at this section
- NA No data available



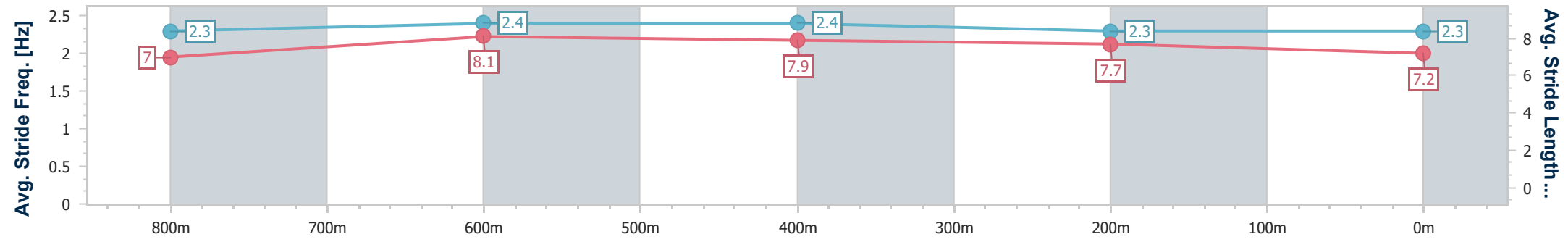
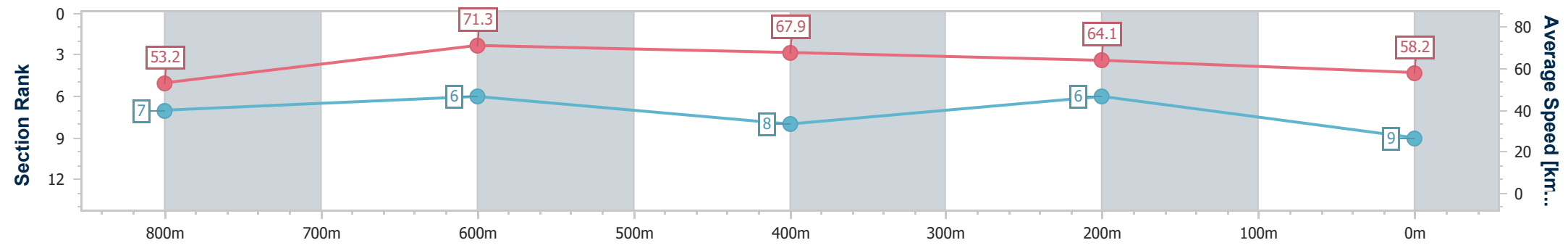
Horse/Jockey Name	Guapo
Final Rank	9
Fastest Section Time (Section)	0:10.17 (800m)
Top Speed [km/h] (Section)	71.9 (800m)
Race State	Finished



Townsville QLD Professional
Race 4: HYGAIN Class 1 Handicap - 1000m
 29 September 2023 - 15:06
 Track Rating: Good 4, Weather: Fine, Rail Position: +2m 1000m-
 W/Post; True Remainder



Section	Overall	800m	600m	400m	200m
Section Times	0:57.76 [9] (0:13.53)	0:44.23 [7] (0:10.17)	0:34.06 [6] (0:10.55)	0:23.51 [8] (0:11.14)	0:12.37 [6] (0:12.37)
Average Speed [km/h]	53.2	71.3	67.9	64.1	58.2
Top Speed [km/h]	71.4	71.9	70.5	67.0	61.1
Avg. Dist. to Rail [m]	2.4	2.2	1.5	4.0	1.3
Avg. Stride Freq. [Hz]	2.3	2.4	2.4	2.3	2.3
Avg. Stride Length [m]	7.0	8.1	7.9	7.7	7.2



- [] Ranking at each section and finish
- .-.- No data available at this section
- NA No data available



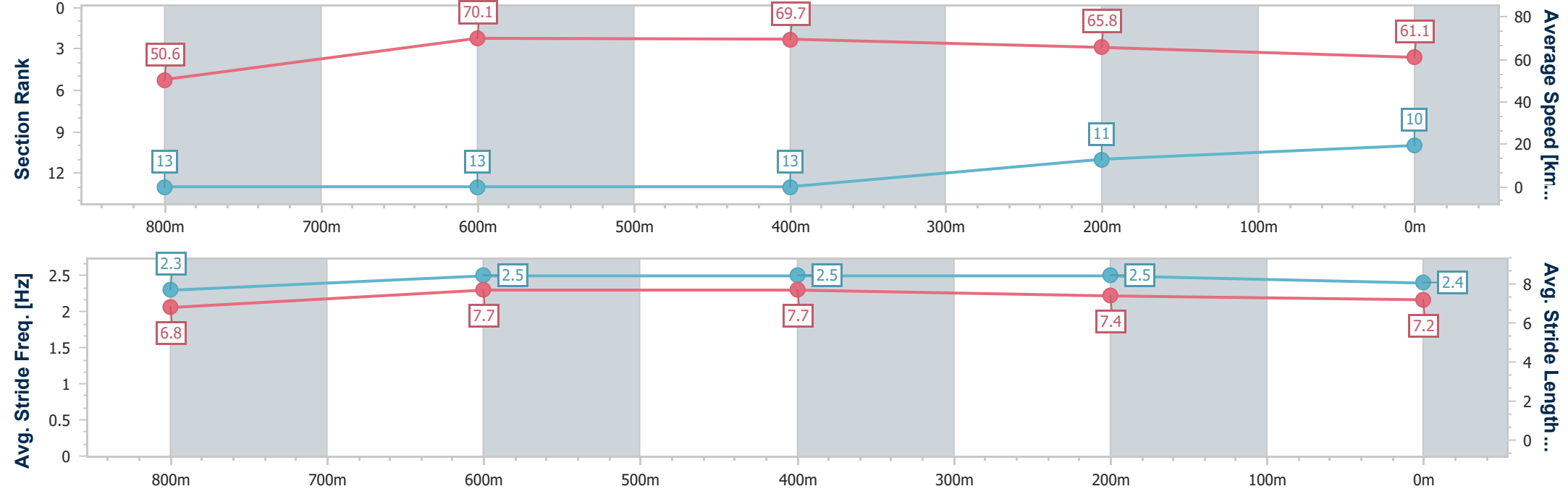
Horse/Jockey Name	Hyderabad
Final Rank	10
Fastest Section Time (Section)	0:10.34 (800m)
Top Speed [km/h] (Section)	70.6 (600m)
Race State	Finished



Townsville QLD Professional
Race 4: HYGAIN Class 1 Handicap - 1000m
 29 September 2023 - 15:06
 Track Rating: Good 4, Weather: Fine, Rail Position: +2m 1000m-
 W/Post; True Remainder



Section	Overall	800m	600m	400m	200m
Section Times	0:57.79 [10] (0:14.23)	0:43.56 [13] (0:10.34)	0:33.22 [13] (0:10.44)	0:22.78 [13] (0:10.99)	0:11.79 [11] (0:11.79)
Average Speed [km/h]	50.6	70.1	69.7	65.8	61.1
Top Speed [km/h]	69.1	70.5	70.6	68.5	64.3
Avg. Dist. to Rail [m]	6.0	2.3	1.9	4.8	8.7
Avg. Stride Freq. [Hz]	2.3	2.5	2.5	2.5	2.4
Avg. Stride Length [m]	6.8	7.7	7.7	7.4	7.2



- [] Ranking at each section and finish
- .-.- No data available at this section
- NA No data available



Horse/Jockey Name	Donenothing
Final Rank	11
Fastest Section Time (Section)	0:10.45 (800m)
Top Speed [km/h] (Section)	70.4 (800m)
Race State	Finished

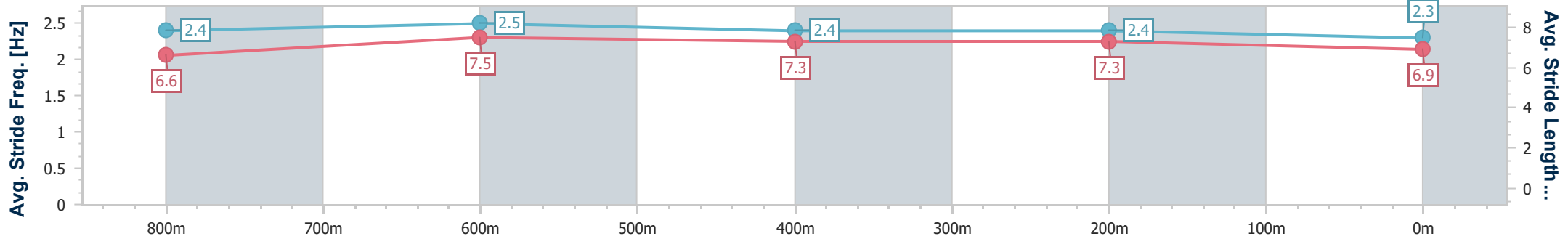
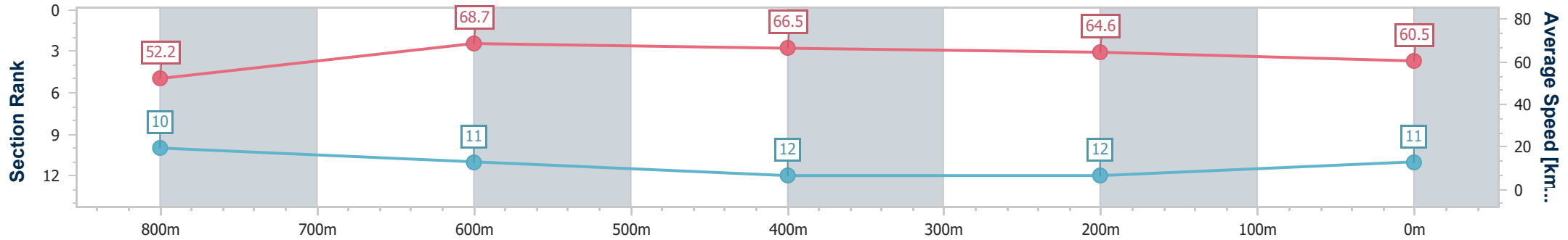


Townsville QLD Professional
Race 4: HYGAIN Class 1 Handicap - 1000m



29 September 2023 - 15:06
Track Rating: Good 4, Weather: Fine, Rail Position: +2m 1000m-
W/Post; True Remainder

Section	Overall	800m	600m	400m	200m
Section Times	0:57.92 [11] (0:13.80)	0:44.12 [10] (0:10.45)	0:33.67 [11] (0:10.69)	0:22.98 [12] (0:11.10)	0:11.88 [12] (0:11.88)
Average Speed [km/h]	52.2	68.7	66.5	64.6	60.5
Top Speed [km/h]	69.8	70.4	67.0	65.6	64.8
Avg. Dist. to Rail [m]	2.2	1.3	2.7	1.7	1.8
Avg. Stride Freq. [Hz]	2.4	2.5	2.4	2.4	2.3
Avg. Stride Length [m]	6.6	7.5	7.3	7.3	6.9



- [] Ranking at each section and finish
- .-.- No data available at this section
- NA No data available



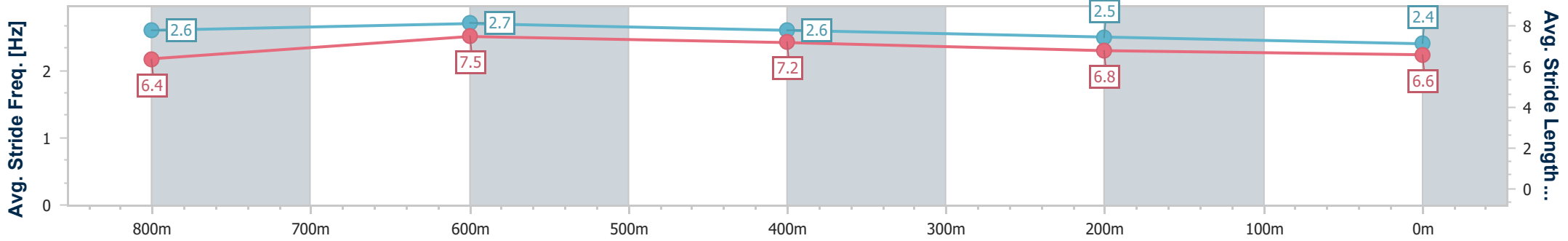
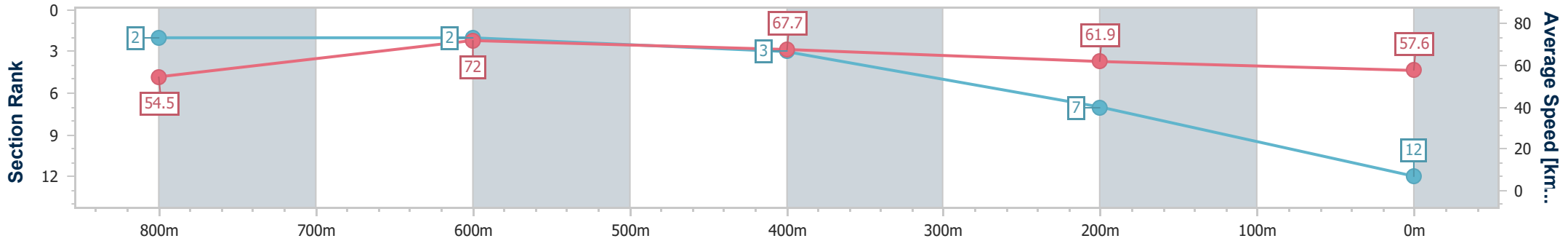
Horse/Jockey Name	Salika Diva
Final Rank	12
Fastest Section Time (Section)	0:10.04 (800m)
Top Speed [km/h] (Section)	72.4 (800m)
Race State	Finished



Townsville QLD Professional
Race 4: HYGAIN Class 1 Handicap - 1000m
 29 September 2023 - 15:06
 Track Rating: Good 4, Weather: Fine, Rail Position: +2m 1000m-
 W/Post; True Remainder



Section	Overall	800m	600m	400m	200m
Section Times	0:57.94 [12] (0:13.21)	0:44.73 [2] (0:10.04)	0:34.69 [2] (0:10.57)	0:24.12 [3] (0:11.62)	0:12.50 [7] (0:12.50)
Average Speed [km/h]	54.5	72.0	67.7	61.9	57.6
Top Speed [km/h]	71.6	72.4	70.9	64.0	60.3
Avg. Dist. to Rail [m]	9.8	1.9	1.2	0.6	2.2
Avg. Stride Freq. [Hz]	2.6	2.7	2.6	2.5	2.4
Avg. Stride Length [m]	6.4	7.5	7.2	6.8	6.6



- [] Ranking at each section and finish
- .-.- No data available at this section
- NA No data available



Horse/Jockey Name	Polarmore Princess
Final Rank	13
Fastest Section Time (Section)	0:10.34 (800m)
Top Speed [km/h] (Section)	71.1 (800m)
Race State	Finished

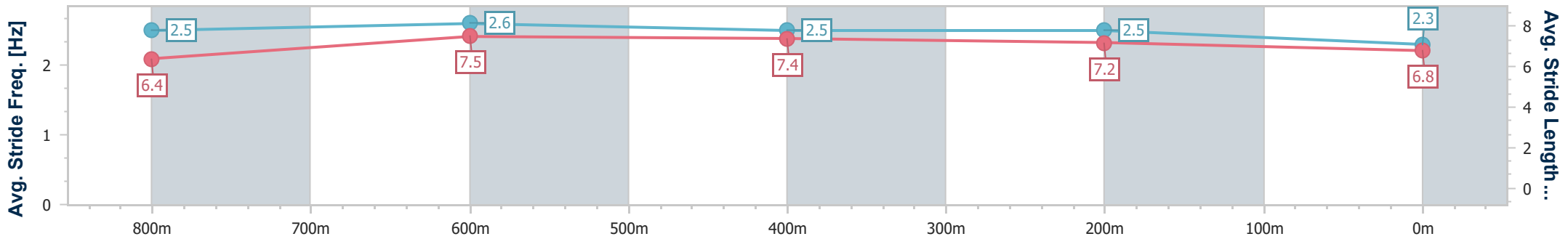
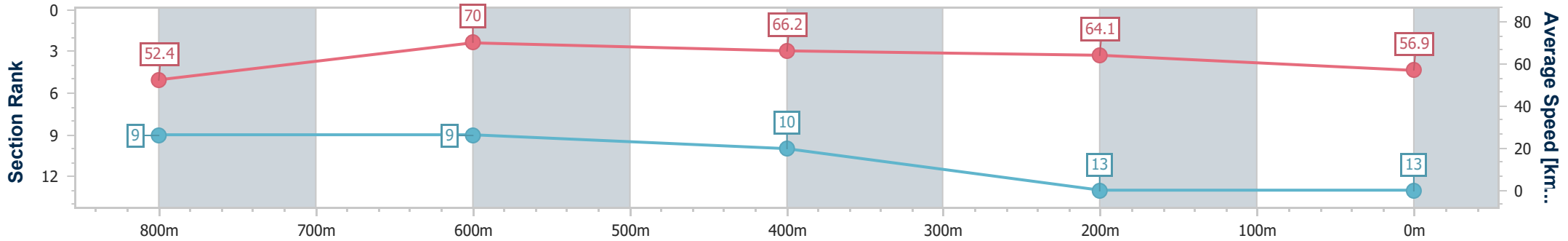


Townsville QLD Professional
Race 4: HYGAIN Class 1 Handicap - 1000m



29 September 2023 - 15:06
Track Rating: Good 4, Weather: Fine, Rail Position: +2m 1000m-
W/Post; True Remainder

Section	Overall	800m	600m	400m	200m
Section Times	0:58.73 [13] (0:13.77)	0:44.96 [9] (0:10.34)	0:34.62 [9] (0:10.79)	0:23.83 [10] (0:11.17)	0:12.66 [13] (0:12.66)
Average Speed [km/h]	52.4	70.0	66.2	64.1	56.9
Top Speed [km/h]	70.3	71.1	67.2	65.6	61.2
Avg. Dist. to Rail [m]	4.2	2.2	1.8	2.3	4.2
Avg. Stride Freq. [Hz]	2.5	2.6	2.5	2.5	2.3
Avg. Stride Length [m]	6.4	7.5	7.4	7.2	6.8



- [] Ranking at each section and finish
- .-.- No data available at this section
- NA No data available