



**Townsville QLD Professional**  
**Race 3: CLUDEN PARK MELBOURNE CUP 7TH NOVEMBER**  
**BENCHMARK 65 Handicap - 1609m**  
**29 September 2023 - 14:31**



Track Rating: Soft 5, Weather: Fine, Rail Position: +2m 1000m-W/Post; True Remainder

| Section     |                                    | Overall              | 1400m                | 1200m                | 1000m                     | 800m                      | 600m                      | 400m                      | Last 600m                 |                           |                           |         |    |
|-------------|------------------------------------|----------------------|----------------------|----------------------|---------------------------|---------------------------|---------------------------|---------------------------|---------------------------|---------------------------|---------------------------|---------|----|
| Field Times |                                    | 1:39.43<br>(0:15.18) | 1:24.25<br>(0:12.70) | 1:11.55<br>(0:11.81) | 0:59.74<br>(0:12.75)      | 0:46.99<br>(0:11.97)      | 0:35.02<br>(0:11.69)      | 0:23.33<br>(0:11.40)      | 0:35.02                   |                           |                           |         |    |
| Rank        | TAB Horse/Jockey                   | Barrier              | Top Speed [km/h]     | Fastest Section      | Distance Travelled [m]    |                           |                           |                           |                           |                           |                           |         |    |
| 1           | 9 PRINCE AKEEM<br>Dale Evans       | 5                    | 65.1<br>400m         | 0:11.40<br>400m      | 1:39.43 [1]<br>(0:15.78)  | 1:23.65 [5]<br>(0:12.26)  | 1:11.39 [2]<br>(0:11.65)  | 0:59.74 [1]<br>(0:12.75)  | 0:46.99 [1]<br>(0:11.97)  | 0:35.02 [1]<br>(0:11.69)  | 0:23.33 [1]<br>(0:11.40)  | 0:35.02 |    |
| 2           | 1 OVERSEAS<br>Ashley Butler        | 10                   | 64.6<br>400m         | 0:11.49<br>400m      | 1:39.61 [2]<br>(0:15.18)  | 1:24.43 [1]<br>(0:12.70)  | 1:11.73 [1]<br>(0:12.10)  | 0:59.63 [2]<br>(0:12.58)  | 0:47.05 [2]<br>(0:12.00)  | 0:35.05 [2]<br>(0:11.74)  | 0:23.31 [4]<br>(0:11.49)  | 0:35.05 | +2 |
| 3           | 6 CHOIR BOY<br>Ryan Wiggins        | 11                   | 64.4<br>400m         | 0:11.31<br>400m      | 1:39.66 [3]<br>(0:15.29)  | 1:24.37 [2]<br>(0:12.76)  | 1:11.61 [3]<br>(0:12.33)  | 0:59.28 [3]<br>(0:12.43)  | 0:46.85 [3]<br>(0:11.96)  | 0:34.89 [3]<br>(0:11.60)  | 0:23.29 [5]<br>(0:11.31)  | 0:34.89 | +0 |
| 4           | 5 HIGHER LOVE<br>Graham Kliese     | 8                    | 64.6<br>400m         | 0:11.28<br>400m      | 1:39.74 [4]<br>(0:15.55)  | 1:24.19 [3]<br>(0:12.86)  | 1:11.33 [5]<br>(0:12.40)  | 0:58.93 [5]<br>(0:12.53)  | 0:46.40 [6]<br>(0:12.03)  | 0:34.37 [7]<br>(0:11.31)  | 0:23.06 [7]<br>(0:11.28)  | 0:34.37 | +2 |
| 5           | 10 LADY OF FORTUNE<br>Jason Taylor | 3                    | 66.3<br>600m         | 0:11.00<br>600m      | 1:39.76 [5]<br>(0:15.84)  | 1:23.92 [6]<br>(0:12.87)  | 1:11.05 [7]<br>(0:12.41)  | 0:58.64 [7]<br>(0:12.38)  | 0:46.26 [7]<br>(0:11.69)  | 0:34.57 [5]<br>(0:11.00)  | 0:23.57 [2]<br>(0:11.51)  | 0:34.57 | -5 |
| 6           | 3 VIENNA RAIN<br>Morgan Butler     | 2                    | 65.1<br>600m         | 0:11.30<br>600m      | 1:39.89 [6]<br>(0:15.67)  | 1:24.22 [4]<br>(0:12.61)  | 1:11.61 [4]<br>(0:12.26)  | 0:59.35 [4]<br>(0:12.46)  | 0:46.89 [4]<br>(0:11.94)  | 0:34.95 [4]<br>(0:11.30)  | 0:23.65 [3]<br>(0:11.46)  | 0:34.95 | -4 |
| 7           | 4 KOPANGI<br>Rachel Shred          | 1                    | 64.1<br>600m         | 0:11.31<br>600m      | 1:39.98 [7]<br>(0:15.98)  | 1:24.00 [8]<br>(0:12.69)  | 1:11.31 [6]<br>(0:12.27)  | 0:59.04 [6]<br>(0:12.35)  | 0:46.69 [5]<br>(0:11.94)  | 0:34.75 [6]<br>(0:11.31)  | 0:23.44 [6]<br>(0:11.44)  | 0:34.75 | -7 |
| 8           | 8 DO WELL LEGEND<br>Nathan Thomas  | 4                    | 64.7<br>600m         | 0:11.27<br>600m      | 1:40.01 [8]<br>(0:15.94)  | 1:24.07 [7]<br>(0:12.94)  | 1:11.13 [8]<br>(0:12.43)  | 0:58.70 [8]<br>(0:12.38)  | 0:46.32 [9]<br>(0:11.75)  | 0:34.57 [8]<br>(0:11.27)  | 0:23.30 [8]<br>(0:11.39)  | 0:34.57 | +2 |
| 9           | 7 SHADOW GODDESS<br>Jackson Murphy | 7                    | 65.6<br>400m         | 0:11.27<br>400m      | 1:40.01 [9]<br>(0:16.30)  | 1:23.71 [10]<br>(0:12.85) | 1:10.86 [10]<br>(0:12.53) | 0:58.33 [10]<br>(0:12.22) | 0:46.11 [10]<br>(0:11.75) | 0:34.36 [10]<br>(0:11.31) | 0:23.05 [10]<br>(0:11.27) | 0:34.36 | +3 |
| 10          | 11 ANSELMO<br>Tahlia Fenlon        | 6                    | 67.0<br>200m         | 0:11.35<br>400m      | 1:40.09 [10]<br>(0:16.25) | 1:23.84 [9]<br>(0:12.81)  | 1:11.03 [9]<br>(0:12.31)  | 0:58.72 [9]<br>(0:12.30)  | 0:46.42 [8]<br>(0:11.80)  | 0:34.62 [9]<br>(0:11.44)  | 0:23.18 [9]<br>(0:11.35)  | 0:34.62 | -3 |

Scratched: Golden Gorge (#2)

[ ] Ranking at each section and finish  
 -:-:- No data available at this section  
 NA No data available

SCN Saddle cloth number  
 DNF Did not finish  
 DNT Did not track



**Townsville QLD Professional**  
**Race 3: CLUDEN PARK MELBOURNE CUP 7TH NOVEMBER**  
**BENCHMARK 65 Handicap - 1609m**  
**29 September 2023 - 14:31**



Track Rating: Soft 5, Weather: Fine, Rail Position: +2m 1000m-W/Post; True Remainder

| Section     |     |   |         | 200m                 |                 |                           |         | Last 600m |                        |
|-------------|-----|---|---------|----------------------|-----------------|---------------------------|---------|-----------|------------------------|
| Field Times |     |   |         | 0:11.93<br>(0:11.93) |                 |                           |         | 0:35.02   |                        |
| Rank        | TAB | Horse/Jockey                            | Barrier | Top Speed [km/h]     | Fastest Section | Margin                    |         |           | Distance Travelled [m] |
| 1           | 9   | <b>PRINCE AKEEM</b><br>Dale Evans       | 5       | 65.1<br>400m         | 0:11.40<br>400m | 0:11.93 [1]<br>(0:11.93)  | 1:39.43 |           | 0:35.02                |
| 2           | 1   | <b>OVERSEAS</b><br>Ashley Butler        | 10      | 64.6<br>400m         | 0:11.49<br>400m | 0:11.82 [5]<br>(0:11.82)  | 1L      |           | 0:35.05 +2             |
| 3           | 6   | <b>CHOIR BOY</b><br>Ryan Wiggins        | 11      | 64.4<br>400m         | 0:11.31<br>400m | 0:11.98 [2]<br>(0:11.98)  | 1.2L    |           | 0:34.89 +0             |
| 4           | 5   | <b>HIGHER LOVE</b><br>Graham Kliese     | 8       | 64.6<br>400m         | 0:11.28<br>400m | 0:11.78 [6]<br>(0:11.78)  | 1.7L    |           | 0:34.37 +2             |
| 5           | 10  | <b>LADY OF FORTUNE</b><br>Jason Taylor  | 3       | 66.3<br>600m         | 0:11.00<br>600m | 0:12.06 [3]<br>(0:12.06)  | 1.8L    |           | 0:34.57 -5             |
| 6           | 3   | <b>VIENNA RAIN</b><br>Morgan Butler     | 2       | 65.1<br>600m         | 0:11.30<br>600m | 0:12.19 [4]<br>(0:12.19)  | 2.3L    |           | 0:34.95 -4             |
| 7           | 4   | <b>KOPANGI</b><br>Rachel Shred          | 1       | 64.1<br>600m         | 0:11.31<br>600m | 0:12.00 [7]<br>(0:12.00)  | 2.8L    |           | 0:34.75 -7             |
| 8           | 8   | <b>DO WELL LEGEND</b><br>Nathan Thomas  | 4       | 64.7<br>600m         | 0:11.27<br>600m | 0:11.91 [8]<br>(0:11.91)  | 3L      |           | 0:34.57 +2             |
| 9           | 7   | <b>SHADOW GODDESS</b><br>Jackson Murphy | 7       | 65.6<br>400m         | 0:11.27<br>400m | 0:11.78 [9]<br>(0:11.78)  | 3.1L    |           | 0:34.36 +3             |
| 10          | 11  | <b>ANSELMO</b><br>Tahlia Fenlon         | 6       | 67.0<br>200m         | 0:11.35<br>400m | 0:11.83 [10]<br>(0:11.83) | 3.5L    |           | 0:34.62 -3             |

Scratched: Golden Gorge (#2)

[ ] Ranking at each section and finish  
 -:-:- No data available at this section  
 NA No data available

SCN Saddle cloth number  
 DNF Did not finish  
 DNT Did not track



|                                |                |
|--------------------------------|----------------|
| Horse/Jockey Name              | Prince Akeem   |
| Final Rank                     | 1              |
| Fastest Section Time (Section) | 0:11.40 (400m) |
| Top Speed [km/h] (Section)     | 65.1 (400m)    |
| Race State                     | Finished       |



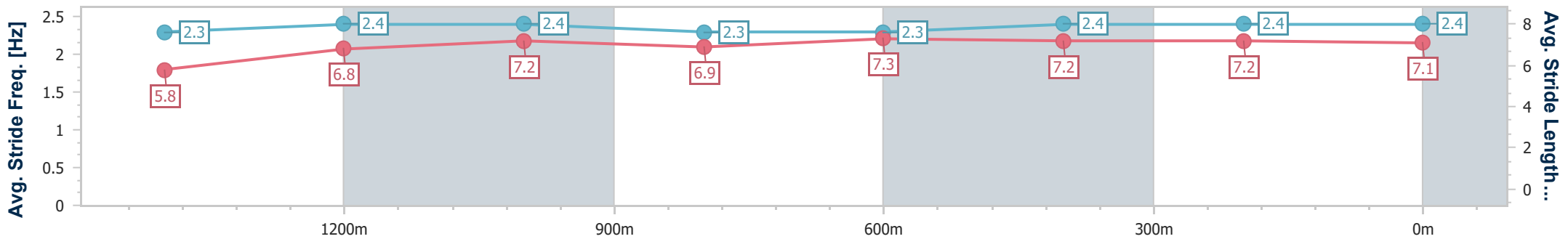
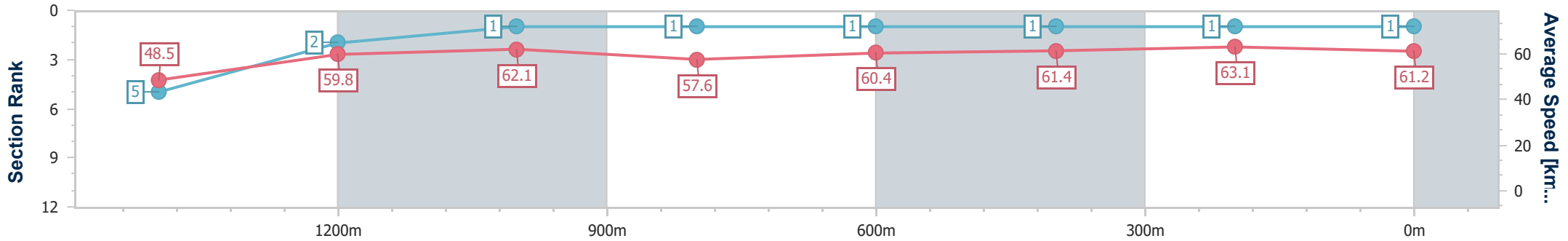
Townsville QLD Professional  
 Race 3: CLUDEN PARK MELBOURNE CUP 7TH NOVEMBER  
 BENCHMARK 65 Handicap - 1609m



29 September 2023 - 14:31

Track Rating: Soft 5, Weather: Fine, Rail Position: +2m 1000m-  
 W/Post; True Remainder

| Section                | Overall                  | 1400m                    | 1200m                    | 1000m                    | 800m                     | 600m                     | 400m                     | 200m                     |  |  |  |  |  |  |
|------------------------|--------------------------|--------------------------|--------------------------|--------------------------|--------------------------|--------------------------|--------------------------|--------------------------|--|--|--|--|--|--|
| Section Times          | 1:39.43 [1]<br>(0:15.78) | 1:23.65 [5]<br>(0:12.26) | 1:11.39 [2]<br>(0:11.65) | 0:59.74 [1]<br>(0:12.75) | 0:46.99 [1]<br>(0:11.97) | 0:35.02 [1]<br>(0:11.69) | 0:23.33 [1]<br>(0:11.40) | 0:11.93 [1]<br>(0:11.93) |  |  |  |  |  |  |
| Average Speed [km/h]   | 48.5                     | 59.8                     | 62.1                     | 57.6                     | 60.4                     | 61.4                     | 63.1                     | 61.2                     |  |  |  |  |  |  |
| Top Speed [km/h]       | 59.7                     | 62.0                     | 63.9                     | 60.3                     | 61.5                     | 62.2                     | 65.1                     | 63.8                     |  |  |  |  |  |  |
| Avg. Dist. to Rail [m] | 8.6                      | 5.6                      | 5.1                      | 4.2                      | 1.3                      | 0.8                      | 0.7                      | 1.6                      |  |  |  |  |  |  |
| Avg. Stride Freq. [Hz] | 2.3                      | 2.4                      | 2.4                      | 2.3                      | 2.3                      | 2.4                      | 2.4                      | 2.4                      |  |  |  |  |  |  |
| Avg. Stride Length [m] | 5.8                      | 6.8                      | 7.2                      | 6.9                      | 7.3                      | 7.2                      | 7.2                      | 7.1                      |  |  |  |  |  |  |



- [ ] Ranking at each section and finish
- .-.- No data available at this section
- NA No data available



|                                |                |
|--------------------------------|----------------|
| Horse/Jockey Name              | Overseas       |
| Final Rank                     | 2              |
| Fastest Section Time (Section) | 0:11.49 (400m) |
| Top Speed [km/h] (Section)     | 64.6 (400m)    |
| Race State                     | Finished       |



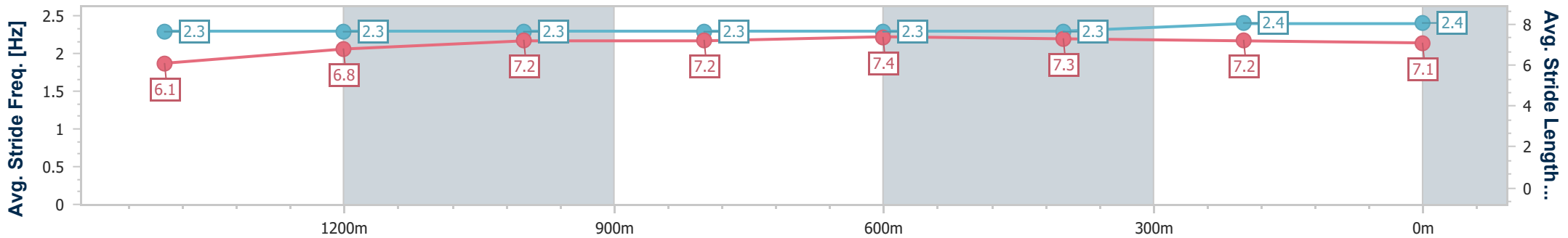
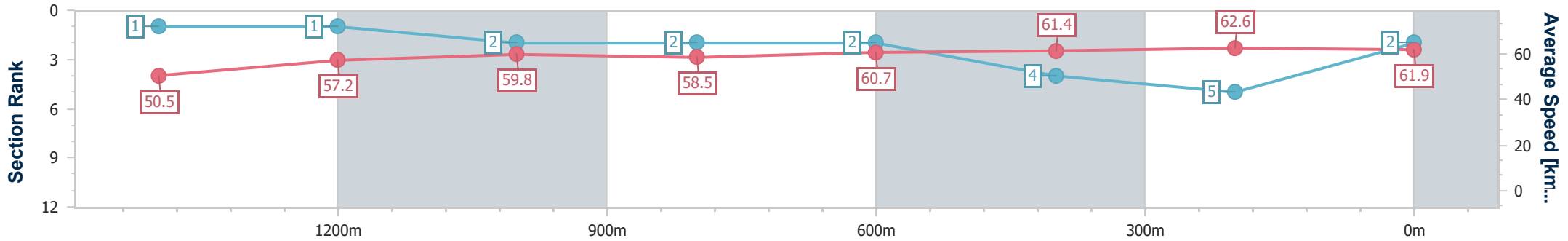
Townsville QLD Professional  
 Race 3: CLUDEN PARK MELBOURNE CUP 7TH NOVEMBER  
 BENCHMARK 65 Handicap - 1609m



29 September 2023 - 14:31

Track Rating: Soft 5, Weather: Fine, Rail Position: +2m 1000m-  
 W/Post; True Remainder

| Section                | Overall                  | 1400m                    | 1200m                    | 1000m                    | 800m                     | 600m                     | 400m                     | 200m                     |  |  |  |  |  |  |
|------------------------|--------------------------|--------------------------|--------------------------|--------------------------|--------------------------|--------------------------|--------------------------|--------------------------|--|--|--|--|--|--|
| Section Times          | 1:39.61 [2]<br>(0:15.18) | 1:24.43 [1]<br>(0:12.70) | 1:11.73 [1]<br>(0:12.10) | 0:59.63 [2]<br>(0:12.58) | 0:47.05 [2]<br>(0:12.00) | 0:35.05 [2]<br>(0:11.74) | 0:23.31 [4]<br>(0:11.49) | 0:11.82 [5]<br>(0:11.82) |  |  |  |  |  |  |
| Average Speed [km/h]   | 50.5                     | 57.2                     | 59.8                     | 58.5                     | 60.7                     | 61.4                     | 62.6                     | 61.9                     |  |  |  |  |  |  |
| Top Speed [km/h]       | 60.2                     | 58.1                     | 60.9                     | 60.2                     | 61.6                     | 62.8                     | 64.6                     | 62.9                     |  |  |  |  |  |  |
| Avg. Dist. to Rail [m] | 10.6                     | 2.7                      | 4.0                      | 4.7                      | 2.1                      | 0.5                      | 0.4                      | 3.0                      |  |  |  |  |  |  |
| Avg. Stride Freq. [Hz] | 2.3                      | 2.3                      | 2.3                      | 2.3                      | 2.3                      | 2.3                      | 2.4                      | 2.4                      |  |  |  |  |  |  |
| Avg. Stride Length [m] | 6.1                      | 6.8                      | 7.2                      | 7.2                      | 7.4                      | 7.3                      | 7.2                      | 7.1                      |  |  |  |  |  |  |



- [ ] Ranking at each section and finish
- .-.- No data available at this section
- NA No data available



|                                |                |
|--------------------------------|----------------|
| Horse/Jockey Name              | Choir Boy      |
| Final Rank                     | 3              |
| Fastest Section Time (Section) | 0:11.31 (400m) |
| Top Speed [km/h] (Section)     | 64.4 (400m)    |
| Race State                     | Finished       |



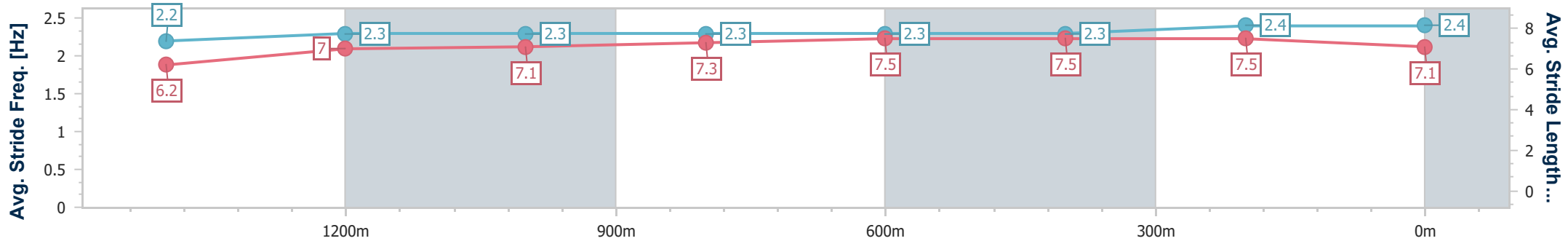
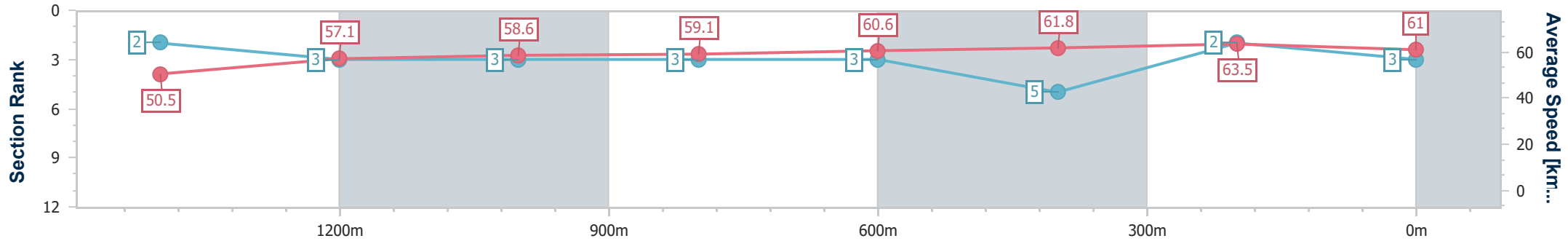
Townsville QLD Professional  
 Race 3: CLUDEN PARK MELBOURNE CUP 7TH NOVEMBER  
 BENCHMARK 65 Handicap - 1609m



29 September 2023 - 14:31

Track Rating: Soft 5, Weather: Fine, Rail Position: +2m 1000m-  
 W/Post; True Remainder

| Section                | Overall                  | 1400m                    | 1200m                    | 1000m                    | 800m                     | 600m                     | 400m                     | 200m                     |  |  |  |  |  |  |
|------------------------|--------------------------|--------------------------|--------------------------|--------------------------|--------------------------|--------------------------|--------------------------|--------------------------|--|--|--|--|--|--|
| Section Times          | 1:39.66 [3]<br>(0:15.29) | 1:24.37 [2]<br>(0:12.76) | 1:11.61 [3]<br>(0:12.33) | 0:59.28 [3]<br>(0:12.43) | 0:46.85 [3]<br>(0:11.96) | 0:34.89 [3]<br>(0:11.60) | 0:23.29 [5]<br>(0:11.31) | 0:11.98 [2]<br>(0:11.98) |  |  |  |  |  |  |
| Average Speed [km/h]   | 50.5                     | 57.1                     | 58.6                     | 59.1                     | 60.6                     | 61.8                     | 63.5                     | 61.0                     |  |  |  |  |  |  |
| Top Speed [km/h]       | 60.4                     | 58.9                     | 59.9                     | 59.9                     | 62.0                     | 62.5                     | 64.4                     | 63.1                     |  |  |  |  |  |  |
| Avg. Dist. to Rail [m] | 12.4                     | 3.3                      | 4.6                      | 3.9                      | 1.2                      | 0.8                      | 1.0                      | 1.7                      |  |  |  |  |  |  |
| Avg. Stride Freq. [Hz] | 2.2                      | 2.3                      | 2.3                      | 2.3                      | 2.3                      | 2.3                      | 2.4                      | 2.4                      |  |  |  |  |  |  |
| Avg. Stride Length [m] | 6.2                      | 7.0                      | 7.1                      | 7.3                      | 7.5                      | 7.5                      | 7.5                      | 7.1                      |  |  |  |  |  |  |



- [ ] Ranking at each section and finish
- .-.- No data available at this section
- NA No data available



|                                |                |
|--------------------------------|----------------|
| Horse/Jockey Name              | Higher Love    |
| Final Rank                     | 4              |
| Fastest Section Time (Section) | 0:11.28 (400m) |
| Top Speed [km/h] (Section)     | 64.6 (400m)    |
| Race State                     | Finished       |



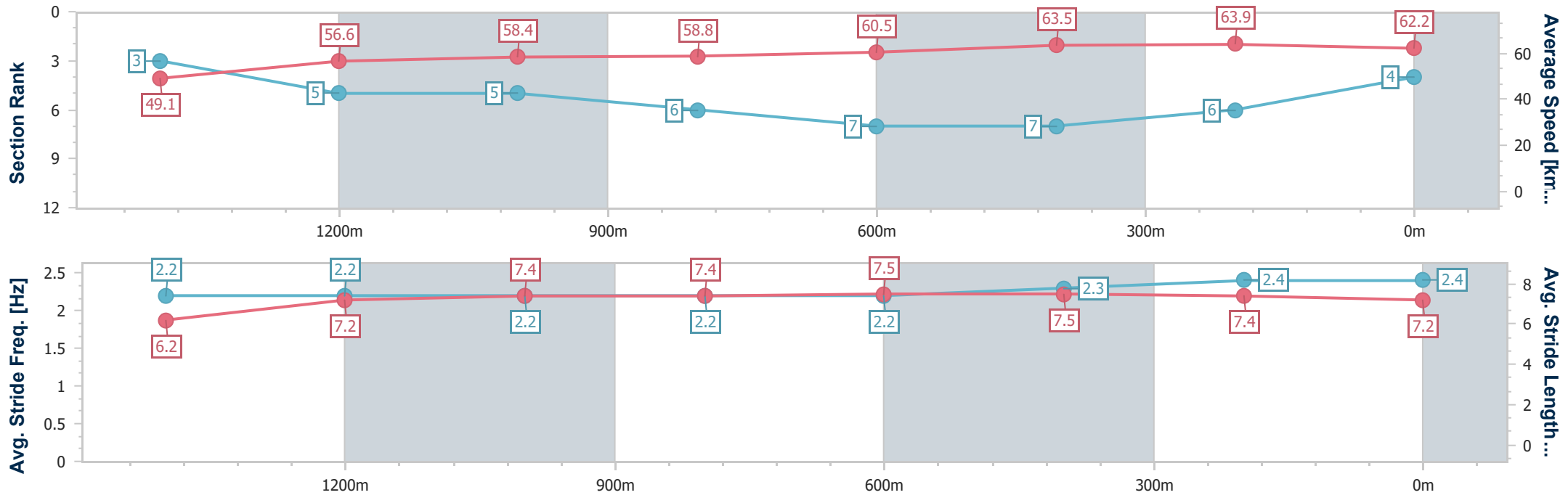
Townsville QLD Professional  
 Race 3: CLUDEN PARK MELBOURNE CUP 7TH NOVEMBER  
 BENCHMARK 65 Handicap - 1609m



29 September 2023 - 14:31

Track Rating: Soft 5, Weather: Fine, Rail Position: +2m 1000m-  
 W/Post; True Remainder

| Section                | Overall                  | 1400m                    | 1200m                    | 1000m                    | 800m                     | 600m                     | 400m                     | 200m        |  |  |  |  |  |  |
|------------------------|--------------------------|--------------------------|--------------------------|--------------------------|--------------------------|--------------------------|--------------------------|-------------|--|--|--|--|--|--|
| Section Times          | 1:39.74 [4]<br>(0:15.55) | 1:24.19 [3]<br>(0:12.86) | 1:11.33 [5]<br>(0:12.40) | 0:58.93 [5]<br>(0:12.53) | 0:46.40 [6]<br>(0:12.03) | 0:34.37 [7]<br>(0:11.31) | 0:23.06 [7]<br>(0:11.28) | 0:11.78 [6] |  |  |  |  |  |  |
| Average Speed [km/h]   | 49.1                     | 56.6                     | 58.4                     | 58.8                     | 60.5                     | 63.5                     | 63.9                     | 62.2        |  |  |  |  |  |  |
| Top Speed [km/h]       | 57.5                     | 57.6                     | 60.3                     | 60.4                     | 62.6                     | 64.4                     | 64.6                     | 64.2        |  |  |  |  |  |  |
| Avg. Dist. to Rail [m] | 10.0                     | 3.5                      | 5.1                      | 5.0                      | 2.1                      | 0.6                      | 2.7                      | 6.8         |  |  |  |  |  |  |
| Avg. Stride Freq. [Hz] | 2.2                      | 2.2                      | 2.2                      | 2.2                      | 2.2                      | 2.3                      | 2.4                      | 2.4         |  |  |  |  |  |  |
| Avg. Stride Length [m] | 6.2                      | 7.2                      | 7.4                      | 7.4                      | 7.5                      | 7.5                      | 7.4                      | 7.2         |  |  |  |  |  |  |



- [ ] Ranking at each section and finish
- .-.- No data available at this section
- NA No data available



|                                |                 |
|--------------------------------|-----------------|
| Horse/Jockey Name              | Lady Of Fortune |
| Final Rank                     | 5               |
| Fastest Section Time (Section) | 0:11.00 (600m)  |
| Top Speed [km/h] (Section)     | 66.3 (600m)     |
| Race State                     | Finished        |



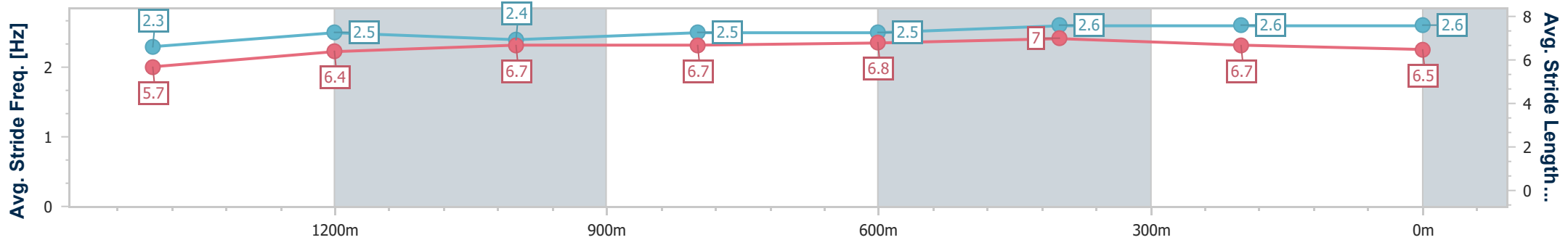
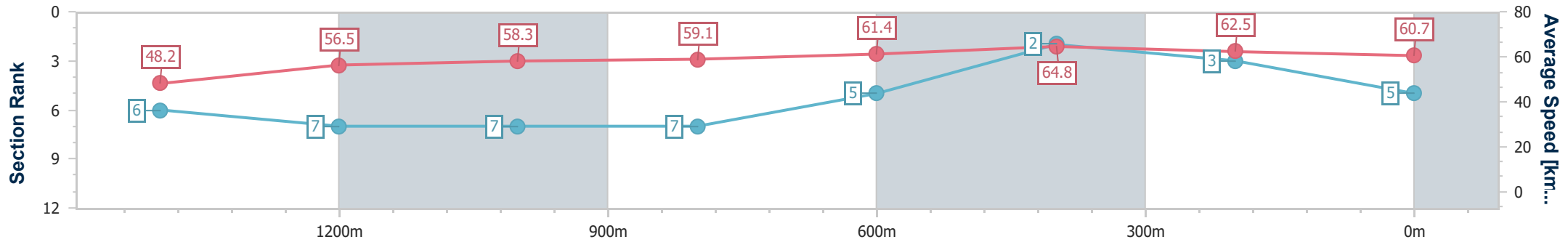
Townsville QLD Professional  
 Race 3: CLUDEN PARK MELBOURNE CUP 7TH NOVEMBER  
 BENCHMARK 65 Handicap - 1609m



29 September 2023 - 14:31

Track Rating: Soft 5, Weather: Fine, Rail Position: +2m 1000m-  
 W/Post; True Remainder

| Section                | Overall                  | 1400m                    | 1200m                    | 1000m                    | 800m                     | 600m                     | 400m                     | 200m                     |  |  |  |  |  |  |
|------------------------|--------------------------|--------------------------|--------------------------|--------------------------|--------------------------|--------------------------|--------------------------|--------------------------|--|--|--|--|--|--|
| Section Times          | 1:39.76 [5]<br>(0:15.84) | 1:23.92 [6]<br>(0:12.87) | 1:11.05 [7]<br>(0:12.41) | 0:58.64 [7]<br>(0:12.38) | 0:46.26 [7]<br>(0:11.69) | 0:34.57 [5]<br>(0:11.00) | 0:23.57 [2]<br>(0:11.51) | 0:12.06 [3]<br>(0:12.06) |  |  |  |  |  |  |
| Average Speed [km/h]   | 48.2                     | 56.5                     | 58.3                     | 59.1                     | 61.4                     | 64.8                     | 62.5                     | 60.7                     |  |  |  |  |  |  |
| Top Speed [km/h]       | 57.1                     | 57.0                     | 59.7                     | 59.7                     | 65.0                     | 66.3                     | 63.6                     | 62.3                     |  |  |  |  |  |  |
| Avg. Dist. to Rail [m] | 6.7                      | 3.5                      | 4.8                      | 3.6                      | 1.2                      | 1.7                      | 1.1                      | 3.8                      |  |  |  |  |  |  |
| Avg. Stride Freq. [Hz] | 2.3                      | 2.5                      | 2.4                      | 2.5                      | 2.5                      | 2.6                      | 2.6                      | 2.6                      |  |  |  |  |  |  |
| Avg. Stride Length [m] | 5.7                      | 6.4                      | 6.7                      | 6.7                      | 6.8                      | 7.0                      | 6.7                      | 6.5                      |  |  |  |  |  |  |



- [ ] Ranking at each section and finish
- .-.- No data available at this section
- NA No data available



|                                |                |
|--------------------------------|----------------|
| Horse/Jockey Name              | Vienna Rain    |
| Final Rank                     | 6              |
| Fastest Section Time (Section) | 0:11.30 (600m) |
| Top Speed [km/h] (Section)     | 65.1 (600m)    |
| Race State                     | Finished       |



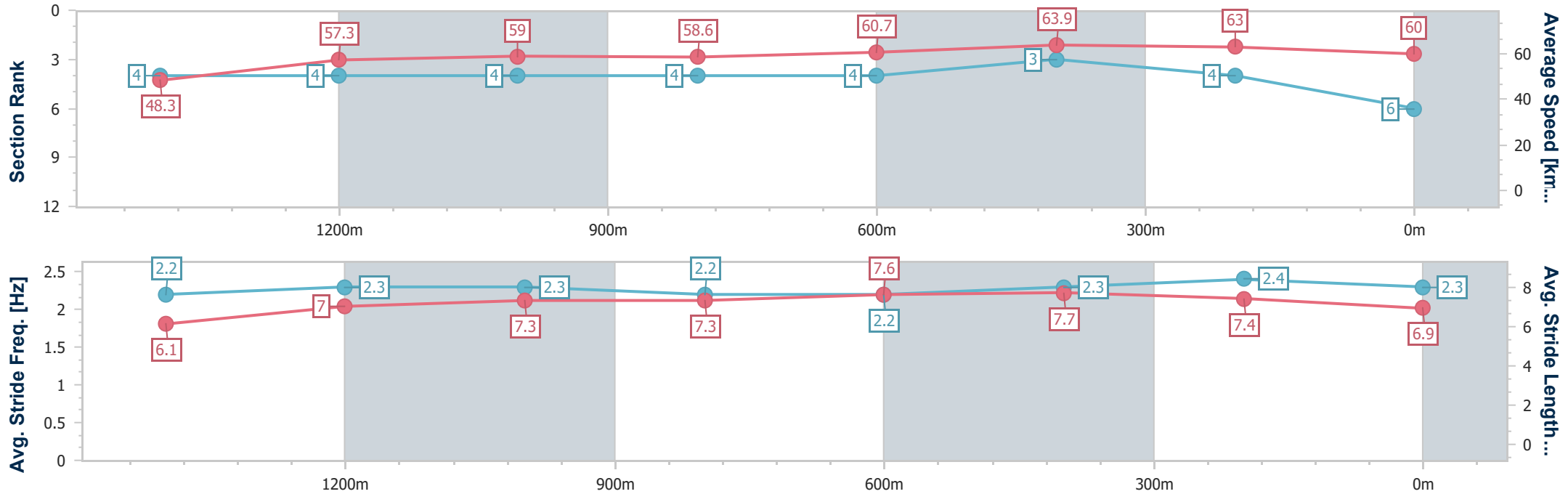
Townsville QLD Professional  
 Race 3: CLUDEN PARK MELBOURNE CUP 7TH NOVEMBER  
 BENCHMARK 65 Handicap - 1609m



29 September 2023 - 14:31

Track Rating: Soft 5, Weather: Fine, Rail Position: +2m 1000m-  
 W/Post; True Remainder

| Section                | Overall                  | 1400m                    | 1200m                    | 1000m                    | 800m                     | 600m                     | 400m                     | 200m                     |  |  |  |  |  |  |
|------------------------|--------------------------|--------------------------|--------------------------|--------------------------|--------------------------|--------------------------|--------------------------|--------------------------|--|--|--|--|--|--|
| Section Times          | 1:39.89 [6]<br>(0:15.67) | 1:24.22 [4]<br>(0:12.61) | 1:11.61 [4]<br>(0:12.26) | 0:59.35 [4]<br>(0:12.46) | 0:46.89 [4]<br>(0:11.94) | 0:34.95 [4]<br>(0:11.30) | 0:23.65 [3]<br>(0:11.46) | 0:12.19 [4]<br>(0:12.19) |  |  |  |  |  |  |
| Average Speed [km/h]   | 48.3                     | 57.3                     | 59.0                     | 58.6                     | 60.7                     | 63.9                     | 63.0                     | 60.0                     |  |  |  |  |  |  |
| Top Speed [km/h]       | 57.8                     | 58.0                     | 60.6                     | 60.3                     | 62.8                     | 65.1                     | 63.5                     | 62.7                     |  |  |  |  |  |  |
| Avg. Dist. to Rail [m] | 5.2                      | 0.9                      | 2.5                      | 3.1                      | 1.2                      | 0.6                      | 1.5                      | 3.9                      |  |  |  |  |  |  |
| Avg. Stride Freq. [Hz] | 2.2                      | 2.3                      | 2.3                      | 2.2                      | 2.2                      | 2.3                      | 2.4                      | 2.3                      |  |  |  |  |  |  |
| Avg. Stride Length [m] | 6.1                      | 7.0                      | 7.3                      | 7.3                      | 7.6                      | 7.7                      | 7.4                      | 6.9                      |  |  |  |  |  |  |



- [ ] Ranking at each section and finish
- .-.- No data available at this section
- NA No data available





|                                |                |
|--------------------------------|----------------|
| Horse/Jockey Name              | Kopangi        |
| Final Rank                     | 7              |
| Fastest Section Time (Section) | 0:11.31 (600m) |
| Top Speed [km/h] (Section)     | 64.1 (600m)    |
| Race State                     | Finished       |



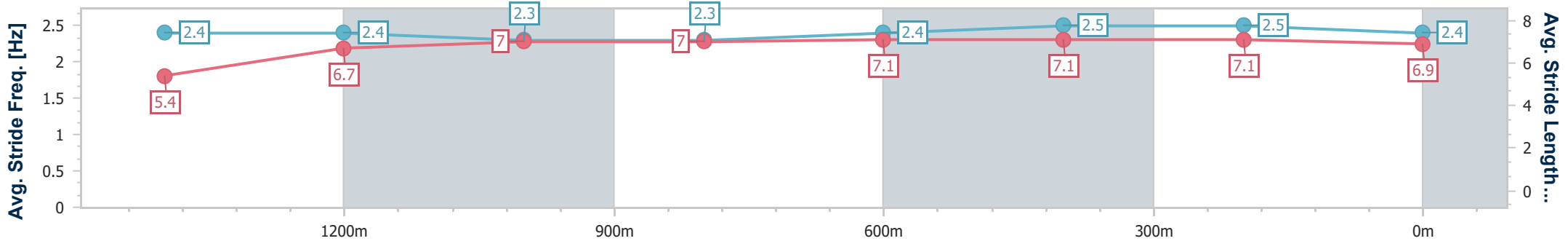
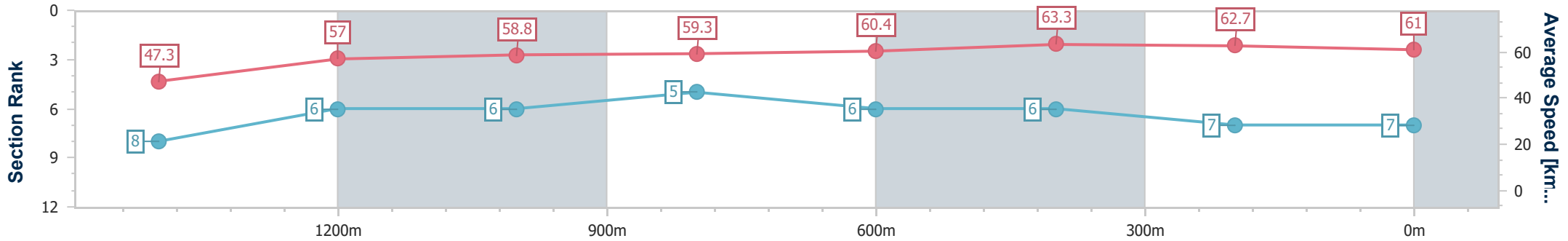
Townsville QLD Professional  
 Race 3: CLUDEN PARK MELBOURNE CUP 7TH NOVEMBER  
 BENCHMARK 65 Handicap - 1609m



29 September 2023 - 14:31

Track Rating: Soft 5, Weather: Fine, Rail Position: +2m 1000m-  
 W/Post; True Remainder

| Section                | Overall                  | 1400m                    | 1200m                    | 1000m                    | 800m                     | 600m                     | 400m                     | 200m                     |  |  |  |  |  |  |
|------------------------|--------------------------|--------------------------|--------------------------|--------------------------|--------------------------|--------------------------|--------------------------|--------------------------|--|--|--|--|--|--|
| Section Times          | 1:39.98 [7]<br>(0:15.98) | 1:24.00 [8]<br>(0:12.69) | 1:11.31 [6]<br>(0:12.27) | 0:59.04 [6]<br>(0:12.35) | 0:46.69 [5]<br>(0:11.94) | 0:34.75 [6]<br>(0:11.31) | 0:23.44 [6]<br>(0:11.44) | 0:12.00 [7]<br>(0:12.00) |  |  |  |  |  |  |
| Average Speed [km/h]   | 47.3                     | 57.0                     | 58.8                     | 59.3                     | 60.4                     | 63.3                     | 62.7                     | 61.0                     |  |  |  |  |  |  |
| Top Speed [km/h]       | 58.5                     | 59.0                     | 61.4                     | 61.5                     | 61.9                     | 64.1                     | 63.1                     | 62.3                     |  |  |  |  |  |  |
| Avg. Dist. to Rail [m] | 4.6                      | 1.7                      | 3.1                      | 3.6                      | 0.9                      | 1.5                      | 1.2                      | 0.6                      |  |  |  |  |  |  |
| Avg. Stride Freq. [Hz] | 2.4                      | 2.4                      | 2.3                      | 2.3                      | 2.4                      | 2.5                      | 2.5                      | 2.4                      |  |  |  |  |  |  |
| Avg. Stride Length [m] | 5.4                      | 6.7                      | 7.0                      | 7.0                      | 7.1                      | 7.1                      | 7.1                      | 6.9                      |  |  |  |  |  |  |



- [ ] Ranking at each section and finish
- .-.- No data available at this section
- NA No data available



|                                |                |
|--------------------------------|----------------|
| Horse/Jockey Name              | Do Well Legend |
| Final Rank                     | 8              |
| Fastest Section Time (Section) | 0:11.27 (600m) |
| Top Speed [km/h] (Section)     | 64.7 (600m)    |
| Race State                     | Finished       |



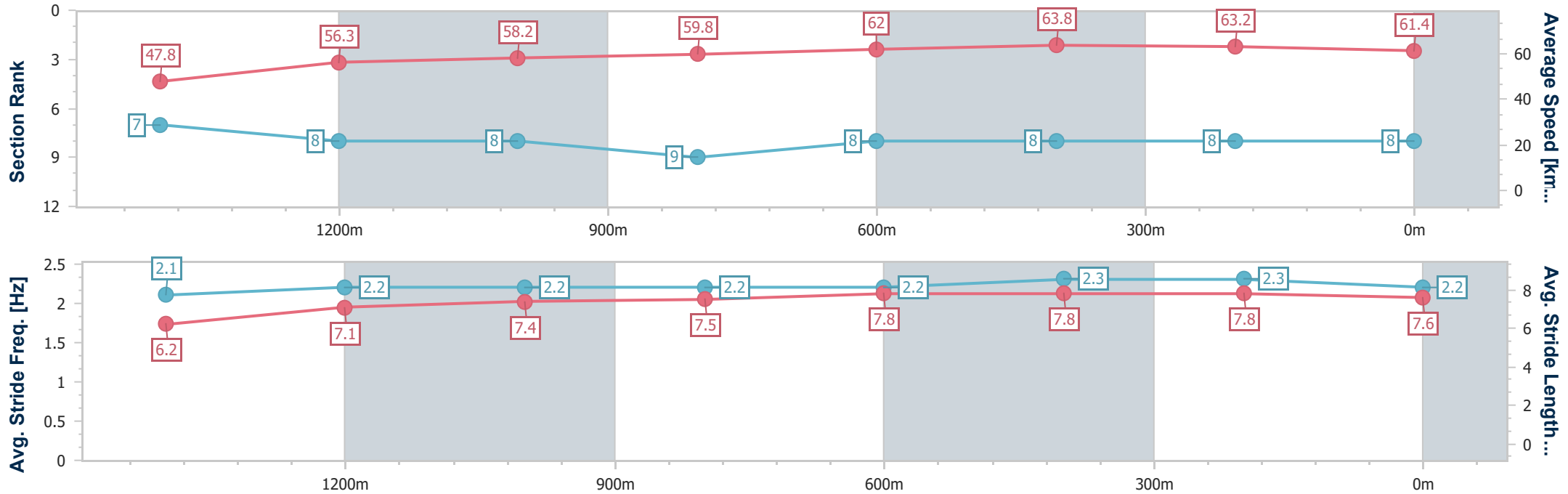
Townsville QLD Professional  
 Race 3: CLUDEN PARK MELBOURNE CUP 7TH NOVEMBER  
 BENCHMARK 65 Handicap - 1609m



29 September 2023 - 14:31

Track Rating: Soft 5, Weather: Fine, Rail Position: +2m 1000m-  
 W/Post; True Remainder

| Section                | Overall                  | 1400m                    | 1200m                    | 1000m                    | 800m                     | 600m                     | 400m                     | 200m                     |  |  |  |  |  |  |
|------------------------|--------------------------|--------------------------|--------------------------|--------------------------|--------------------------|--------------------------|--------------------------|--------------------------|--|--|--|--|--|--|
| Section Times          | 1:40.01 [8]<br>(0:15.94) | 1:24.07 [7]<br>(0:12.94) | 1:11.13 [8]<br>(0:12.43) | 0:58.70 [8]<br>(0:12.38) | 0:46.32 [9]<br>(0:11.75) | 0:34.57 [8]<br>(0:11.27) | 0:23.30 [8]<br>(0:11.39) | 0:11.91 [8]<br>(0:11.91) |  |  |  |  |  |  |
| Average Speed [km/h]   | 47.8                     | 56.3                     | 58.2                     | 59.8                     | 62.0                     | 63.8                     | 63.2                     | 61.4                     |  |  |  |  |  |  |
| Top Speed [km/h]       | 58.8                     | 58.0                     | 60.9                     | 61.9                     | 63.2                     | 64.7                     | 64.0                     | 62.7                     |  |  |  |  |  |  |
| Avg. Dist. to Rail [m] | 6.4                      | 4.3                      | 5.4                      | 5.9                      | 2.5                      | 0.7                      | 2.1                      | 4.9                      |  |  |  |  |  |  |
| Avg. Stride Freq. [Hz] | 2.1                      | 2.2                      | 2.2                      | 2.2                      | 2.2                      | 2.3                      | 2.3                      | 2.2                      |  |  |  |  |  |  |
| Avg. Stride Length [m] | 6.2                      | 7.1                      | 7.4                      | 7.5                      | 7.8                      | 7.8                      | 7.8                      | 7.6                      |  |  |  |  |  |  |



- [ ] Ranking at each section and finish
- .-.- No data available at this section
- NA No data available



|                                |                |
|--------------------------------|----------------|
| Horse/Jockey Name              | Shadow Goddess |
| Final Rank                     | 9              |
| Fastest Section Time (Section) | 0:11.27 (400m) |
| Top Speed [km/h] (Section)     | 65.6 (400m)    |
| Race State                     | Finished       |



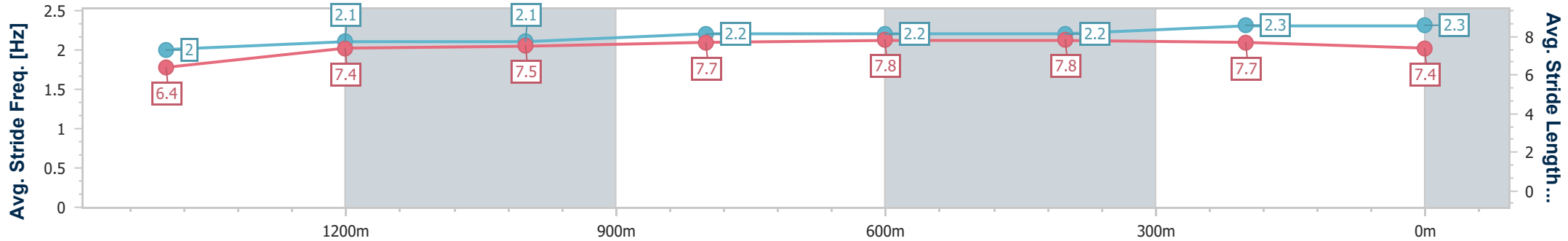
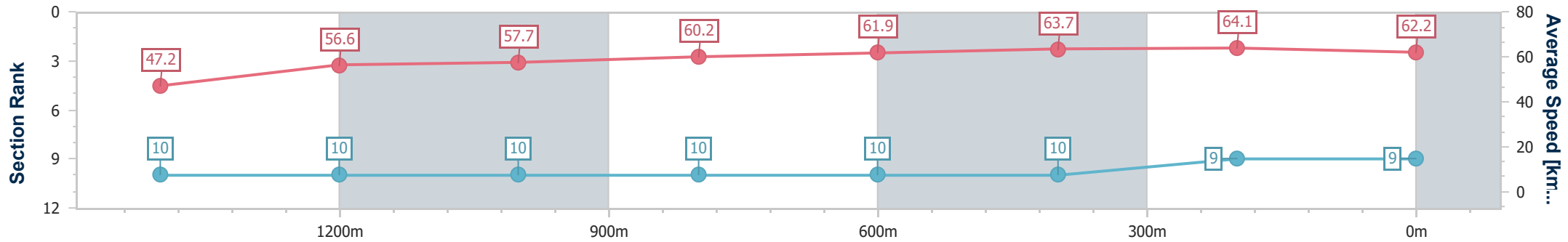
Townsville QLD Professional  
 Race 3: CLUDEN PARK MELBOURNE CUP 7TH NOVEMBER  
 BENCHMARK 65 Handicap - 1609m



29 September 2023 - 14:31

Track Rating: Soft 5, Weather: Fine, Rail Position: +2m 1000m-  
 W/Post; True Remainder

| Section                | Overall                  | 1400m                     | 1200m                     | 1000m                     | 800m                      | 600m                      | 400m                      | 200m                     |  |  |  |  |  |  |
|------------------------|--------------------------|---------------------------|---------------------------|---------------------------|---------------------------|---------------------------|---------------------------|--------------------------|--|--|--|--|--|--|
| Section Times          | 1:40.01 [9]<br>(0:16.30) | 1:23.71 [10]<br>(0:12.85) | 1:10.86 [10]<br>(0:12.53) | 0:58.33 [10]<br>(0:12.22) | 0:46.11 [10]<br>(0:11.75) | 0:34.36 [10]<br>(0:11.31) | 0:23.05 [10]<br>(0:11.27) | 0:11.78 [9]<br>(0:11.78) |  |  |  |  |  |  |
| Average Speed [km/h]   | 47.2                     | 56.6                      | 57.7                      | 60.2                      | 61.9                      | 63.7                      | 64.1                      | 62.2                     |  |  |  |  |  |  |
| Top Speed [km/h]       | 57.9                     | 58.3                      | 59.9                      | 61.8                      | 62.7                      | 64.5                      | 65.6                      | 64.2                     |  |  |  |  |  |  |
| Avg. Dist. to Rail [m] | 9.4                      | 4.2                       | 5.4                       | 4.6                       | 1.7                       | 0.3                       | 4.4                       | 8.0                      |  |  |  |  |  |  |
| Avg. Stride Freq. [Hz] | 2.0                      | 2.1                       | 2.1                       | 2.2                       | 2.2                       | 2.2                       | 2.3                       | 2.3                      |  |  |  |  |  |  |
| Avg. Stride Length [m] | 6.4                      | 7.4                       | 7.5                       | 7.7                       | 7.8                       | 7.8                       | 7.7                       | 7.4                      |  |  |  |  |  |  |



- [ ] Ranking at each section and finish
- .-.- No data available at this section
- NA No data available



|                                |                |
|--------------------------------|----------------|
| Horse/Jockey Name              | Anselmo        |
| Final Rank                     | 10             |
| Fastest Section Time (Section) | 0:11.35 (400m) |
| Top Speed [km/h] (Section)     | 67.0 (200m)    |
| Race State                     | Finished       |



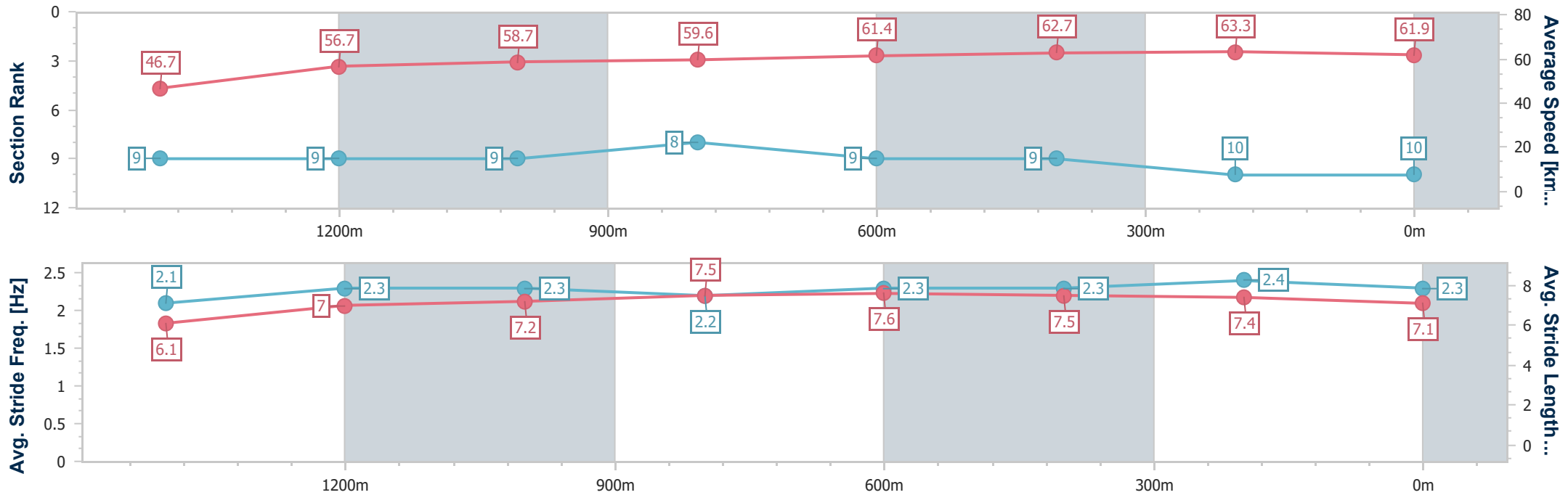
Townsville QLD Professional  
 Race 3: CLUDEN PARK MELBOURNE CUP 7TH NOVEMBER  
 BENCHMARK 65 Handicap - 1609m



29 September 2023 - 14:31

Track Rating: Soft 5, Weather: Fine, Rail Position: +2m 1000m-  
 W/Post; True Remainder

| Section                | Overall                   | 1400m                    | 1200m                    | 1000m                    | 800m                     | 600m                     | 400m                     | 200m                      |  |  |  |  |  |  |
|------------------------|---------------------------|--------------------------|--------------------------|--------------------------|--------------------------|--------------------------|--------------------------|---------------------------|--|--|--|--|--|--|
| Section Times          | 1:40.09 [10]<br>(0:16.25) | 1:23.84 [9]<br>(0:12.81) | 1:11.03 [9]<br>(0:12.31) | 0:58.72 [9]<br>(0:12.30) | 0:46.42 [8]<br>(0:11.80) | 0:34.62 [9]<br>(0:11.44) | 0:23.18 [9]<br>(0:11.35) | 0:11.83 [10]<br>(0:11.83) |  |  |  |  |  |  |
| Average Speed [km/h]   | 46.7                      | 56.7                     | 58.7                     | 59.6                     | 61.4                     | 62.7                     | 63.3                     | 61.9                      |  |  |  |  |  |  |
| Top Speed [km/h]       | 56.2                      | 58.7                     | 61.2                     | 61.7                     | 61.7                     | 63.8                     | 64.7                     | 67.0                      |  |  |  |  |  |  |
| Avg. Dist. to Rail [m] | 8.2                       | 2.2                      | 3.5                      | 4.0                      | 1.1                      | 0.8                      | 1.1                      | 3.7                       |  |  |  |  |  |  |
| Avg. Stride Freq. [Hz] | 2.1                       | 2.3                      | 2.3                      | 2.2                      | 2.3                      | 2.3                      | 2.4                      | 2.3                       |  |  |  |  |  |  |
| Avg. Stride Length [m] | 6.1                       | 7.0                      | 7.2                      | 7.5                      | 7.6                      | 7.5                      | 7.4                      | 7.1                       |  |  |  |  |  |  |



- [ ] Ranking at each section and finish
- .-.- No data available at this section
- NA No data available