



Townsville QLD Professional

Race 2: FEED 2 GO Maiden Handicap - 1200m

29 September 2023 - 13:56



Track Rating: Soft 5, Weather: Fine, Rail Position: +2m 1000m-W/Post; True Remainder

Section		Field Times											Last 600m					
		Overall	1000m	800m	600m	400m	200m						0:35.74					
		1:11.02 (0:13.78)	0:57.24 (0:10.69)	0:46.55 (0:10.81)	0:35.74 (0:11.29)	0:24.45 (0:11.85)	0:12.60 (0:12.60)											
Rank	TAB	Horse/Jockey	Barrier	Top Speed [km/h]	Fastest Section												Margin	Distance Travelled [m]
1	15	VALENCONI Jason Taylor	9	70.1 800m	0:10.66 800m	1:11.02 [1] (0:14.30)	0:56.72 [7] (0:11.14)	0:45.58 [7] (0:10.66)	0:34.92 [7] (0:11.10)	0:23.82 [6] (0:11.54)	0:12.28 [4] (0:12.28)	1:11.02	0:34.92					
2	3	FANCIFUL MR FOX Adrian Layt	7	69.0 Overall	0:10.89 800m	1:11.26 [2] (0:13.94)	0:57.32 [3] (0:10.92)	0:46.40 [4] (0:10.89)	0:35.51 [3] (0:11.33)	0:24.18 [3] (0:11.60)	0:12.58 [3] (0:12.58)	1.3L	0:35.51	-10				
3	2	SUPER TWENTY THREE Ryan Wiggins	12	71.1 1000m	0:10.67 1000m	1:11.27 [3] (0:13.90)	0:57.37 [2] (0:10.67)	0:46.70 [2] (0:10.71)	0:35.99 [1] (0:11.29)	0:24.70 [1] (0:11.85)	0:12.85 [1] (0:12.85)	1.4L	0:35.99	-7				
4	1	MAZZARATTI Ashley Butler	15	71.6 1000m	0:10.52 1000m	1:11.58 [4] (0:13.95)	0:57.63 [4] (0:10.52)	0:47.11 [1] (0:10.86)	0:36.25 [2] (0:11.43)	0:24.82 [2] (0:11.78)	0:13.04 [2] (0:13.04)	3.2L	0:36.25	+2				
5	9	IMPERIUM Isabella Teh	14	69.0 800m	0:10.73 800m	1:11.61 [5] (0:15.04)	0:56.57 [15] (0:11.31)	0:45.26 [14] (0:10.73)	0:34.53 [13] (0:10.91)	0:23.62 [12] (0:11.42)	0:12.20 [10] (0:12.20)	3.4L	0:34.53	+1				
6	6	SPRING'S GIFT Morgan Butler	4	68.8 1000m	0:10.87 800m	1:11.66 [6] (0:14.13)	0:57.53 [5] (0:11.07)	0:46.46 [5] (0:10.87)	0:35.59 [6] (0:11.09)	0:24.50 [5] (0:11.82)	0:12.68 [6] (0:12.68)	3.6L	0:35.59	-5				
7	5	RATALOUIE Jackson Murphy	2	68.1 1000m	0:10.84 800m	1:11.82 [7] (0:14.15)	0:57.67 [6] (0:11.05)	0:46.62 [6] (0:10.84)	0:35.78 [5] (0:11.29)	0:24.49 [7] (0:11.67)	0:12.82 [7] (0:12.82)	4.4L	0:35.78	-6				
8	8	BE LITTLE DARLIN' Scott Sheargold	13	69.1 800m	0:10.84 800m	1:11.90 [8] (0:14.73)	0:57.17 [12] (0:11.22)	0:45.95 [12] (0:10.84)	0:35.11 [12] (0:11.24)	0:23.87 [13] (0:11.43)	0:12.44 [12] (0:12.44)	4.8L	0:35.11	+1				
9	10	LAIDE Pietro Romeo	10	70.1 800m	0:10.74 800m	1:11.93 [9] (0:14.37)	0:57.56 [9] (0:11.11)	0:46.45 [8] (0:10.74)	0:35.71 [8] (0:11.13)	0:24.58 [8] (0:11.58)	0:13.00 [5] (0:13.00)	5L	0:35.71	+6				
10	14	UNPUNISHED Dale Evans	1	68.7 800m	0:10.73 800m	1:12.07 [10] (0:14.54)	0:57.53 [10] (0:11.41)	0:46.12 [11] (0:10.73)	0:35.39 [11] (0:11.00)	0:24.39 [9] (0:11.58)	0:12.81 [8] (0:12.81)	5.8L	0:35.39	-6				

Scratched: St Rose (#16), George Town (#17)

[] Ranking at each section and finish
 -:-:- No data available at this section
 NA No data available

SCN Saddle cloth number
 DNF Did not finish
 DNT Did not track



Townsville QLD Professional

Race 2: FEED 2 GO Maiden Handicap - 1200m

29 September 2023 - 13:56



Track Rating: Soft 5, Weather: Fine, Rail Position: +2m 1000m-W/Post; True Remainder

Section		Overall	1000m	800m	600m	400m	200m	Last 600m					
Field Times		1:11.02 (0:13.78)	0:57.24 (0:10.69)	0:46.55 (0:10.81)	0:35.74 (0:11.29)	0:24.45 (0:11.85)	0:12.60 (0:12.60)	0:35.74					
Rank	TAB Horse/Jockey	Barrier	Top Speed [km/h]	Fastest Section	Margin								Distance Travelled [m]
11	7 HERO OF THE PACK Tessa Townsend	5	69.3 800m	0:10.86 800m	1:12.14 [11] (0:14.34)	0:57.80 [8] (0:11.25)	0:46.55 [9] (0:10.86)	0:35.69 [9] (0:11.32)	0:24.37 [11] (0:11.69)	0:12.68 [13] (0:12.68)	6.1L	0:35.69	-3
12	4 TINY MOUNTAIN Nathan Thomas	6	67.9 800m	0:10.89 800m	1:12.46 [12] (0:14.54)	0:57.92 [11] (0:11.19)	0:46.73 [10] (0:10.89)	0:35.84 [10] (0:11.15)	0:24.69 [10] (0:11.68)	0:13.01 [11] (0:13.01)	7.9L	0:35.84	+0
13	11 MADONNACAN'TSING Rachel Shred	11	69.2 Overall	0:10.93 800m	1:13.13 [13] (0:13.78)	0:59.35 [1] (0:11.04)	0:48.31 [3] (0:10.93)	0:37.38 [3] (0:11.35)	0:26.03 [4] (0:12.28)	0:13.75 [9] (0:13.75)	11.7L	0:37.38	+0
14	12 PRECISE FLAME Rebecca Wilson	3	66.2 800m	0:11.19 800m	1:13.54 [14] (0:14.80)	0:58.74 [13] (0:11.28)	0:47.46 [13] (0:11.19)	0:36.27 [14] (0:11.66)	0:24.61 [14] (0:12.01)	0:12.60 [14] (0:12.60)	14L	0:36.27	-10
15	13 TOPTIMISTIC Tahlia Fenlon	8	66.4 1000m	0:11.16 800m	1:13.55 [15] (0:14.84)	0:58.71 [14] (0:11.62)	0:47.09 [15] (0:11.16)	0:35.93 [15] (0:11.52)	0:24.41 [15] (0:11.84)	0:12.57 [15] (0:12.57)	14.1L	0:35.93	-5

Scratched: St Rose (#16), George Town (#17)

[] Ranking at each section and finish
 -:-:-:- No data available at this section
 NA No data available

SCN Saddle cloth number
 DNF Did not finish
 DNT Did not track



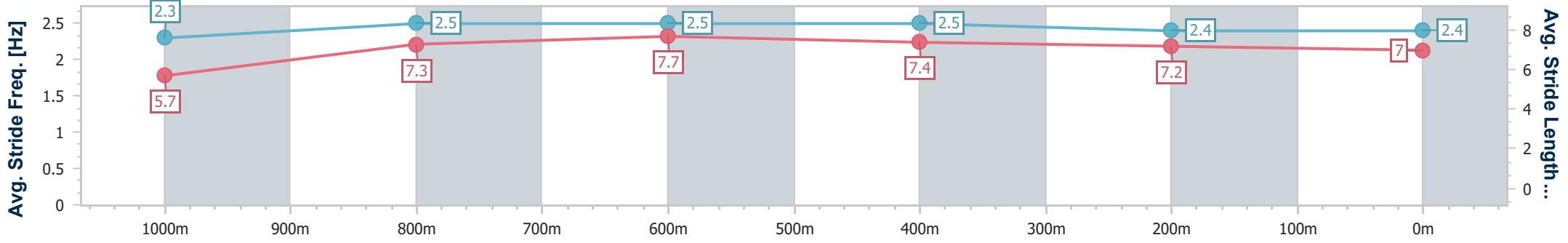
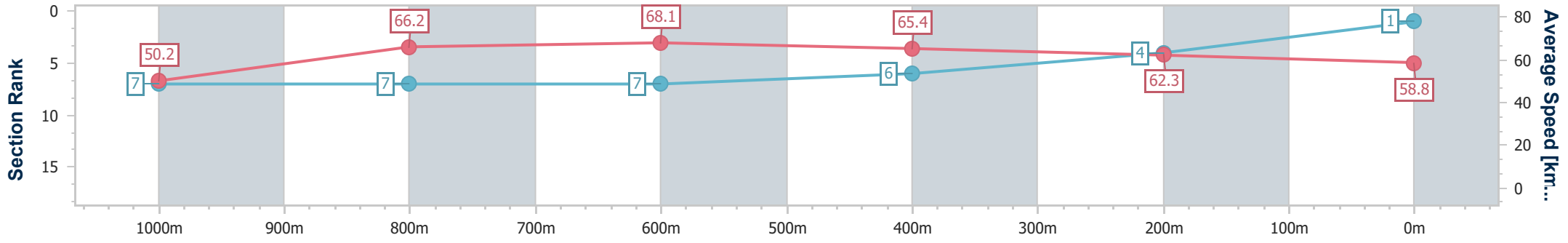
Horse/Jockey Name	Valenconi
Final Rank	1
Fastest Section Time (Section)	0:10.66 (800m)
Top Speed [km/h] (Section)	70.1 (800m)
Race State	Finished



Townsville QLD Professional
Race 2: FEED 2 GO Maiden Handicap - 1200m
 29 September 2023 - 13:56
 Track Rating: Soft 5, Weather: Fine, Rail Position: +2m 1000m-
 W/Post; True Remainder



Section	Overall	1000m	800m	600m	400m	200m
Section Times	1:11.02 [1] (0:14.30)	0:56.72 [7] (0:11.14)	0:45.58 [7] (0:10.66)	0:34.92 [7] (0:11.10)	0:23.82 [6] (0:11.54)	0:12.28 [4] (0:12.28)
Average Speed [km/h]	50.2	66.2	68.1	65.4	62.3	58.8
Top Speed [km/h]	68.2	69.0	70.1	66.8	63.9	61.3
Avg. Dist. to Rail [m]	10.6	4.4	1.7	1.9	0.6	2.3
Avg. Stride Freq. [Hz]	2.3	2.5	2.5	2.5	2.4	2.4
Avg. Stride Length [m]	5.7	7.3	7.7	7.4	7.2	7.0



- [] Ranking at each section and finish
- .-.- No data available at this section
- NA No data available



Horse/Jockey Name	Fanciful Mr Fox
Final Rank	2
Fastest Section Time (Section)	0:10.89 (800m)
Top Speed [km/h] (Section)	69.0 (Overall)
Race State	Finished



Townsville QLD Professional

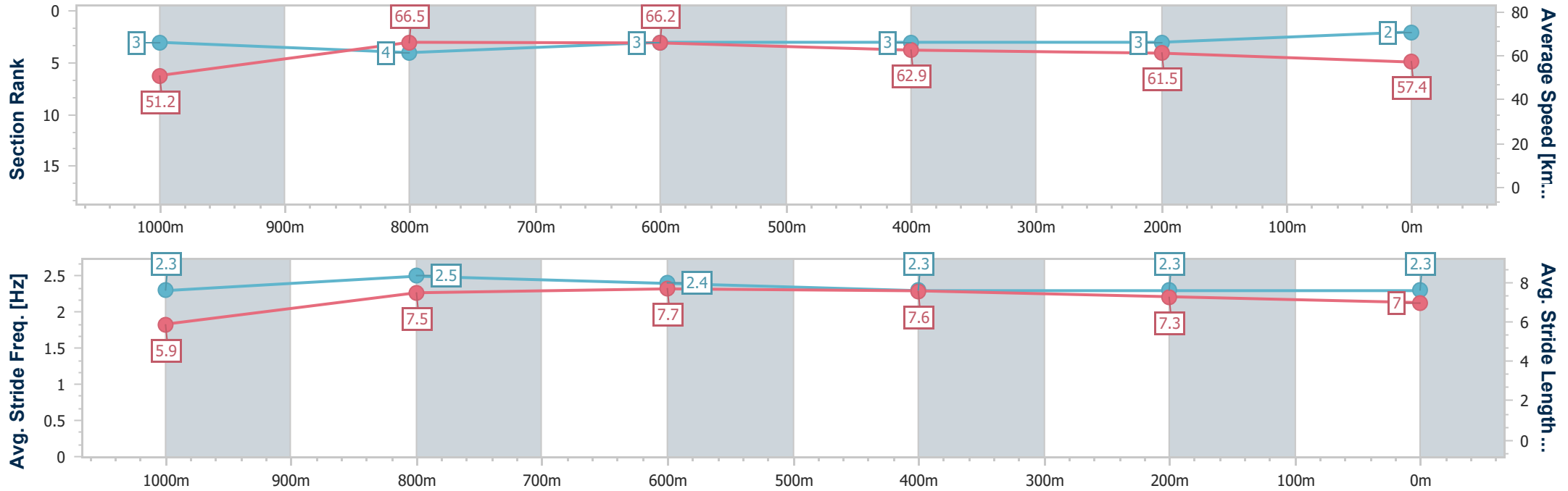
Race 2: FEED 2 GO Maiden Handicap - 1200m

29 September 2023 - 13:56

Track Rating: Soft 5, Weather: Fine, Rail Position: +2m 1000m-W/Post; True Remainder



Section	Overall	1000m	800m	600m	400m	200m
Section Times	1:11.26 [2] (0:13.94)	0:57.32 [3] (0:10.92)	0:46.40 [4] (0:10.89)	0:35.51 [3] (0:11.33)	0:24.18 [3] (0:11.60)	0:12.58 [3] (0:12.58)
Average Speed [km/h]	51.2	66.5	66.2	62.9	61.5	57.4
Top Speed [km/h]	69.0	67.8	67.8	64.4	64.1	62.0
Avg. Dist. to Rail [m]	6.5	1.1	1.0	2.4	2.1	2.3
Avg. Stride Freq. [Hz]	2.3	2.5	2.4	2.3	2.3	2.3
Avg. Stride Length [m]	5.9	7.5	7.7	7.6	7.3	7.0



- [] Ranking at each section and finish
- .-.- No data available at this section
- NA No data available



Horse/Jockey Name	Super Twenty Three
Final Rank	3
Fastest Section Time (Section)	0:10.67 (1000m)
Top Speed [km/h] (Section)	71.1 (1000m)
Race State	Finished



Townsville QLD Professional

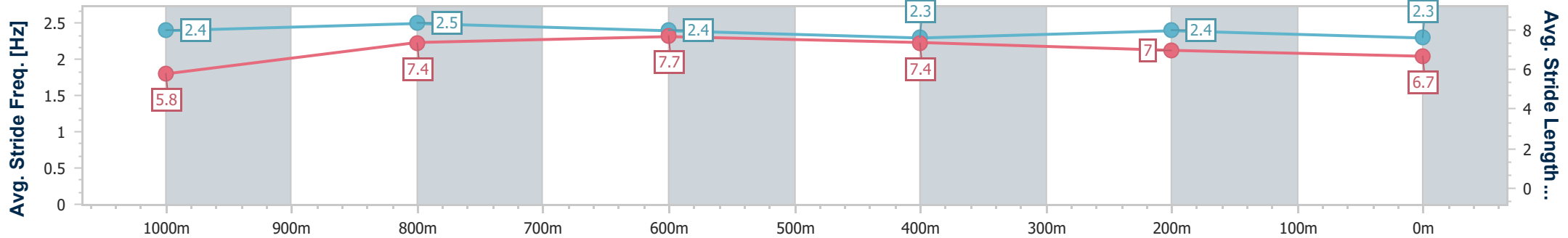
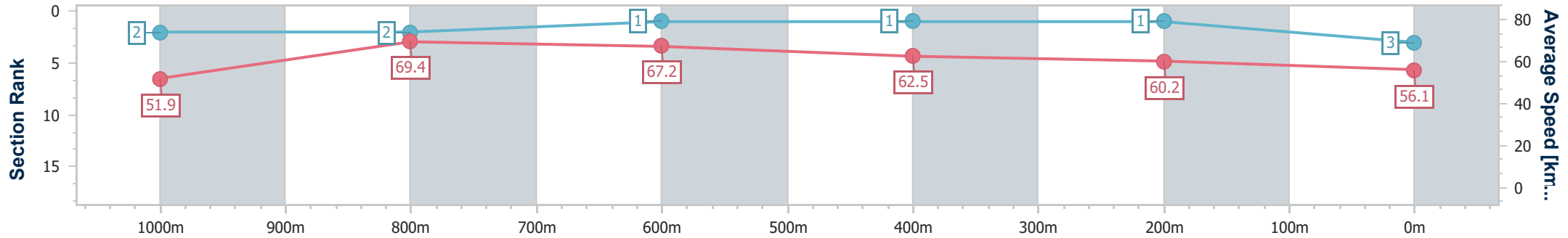
Race 2: FEED 2 GO Maiden Handicap - 1200m

29 September 2023 - 13:56

Track Rating: Soft 5, Weather: Fine, Rail Position: +2m 1000m-W/Post; True Remainder



Section	Overall	1000m	800m	600m	400m	200m
Section Times	1:11.27 [3] (0:13.90)	0:57.37 [2] (0:10.67)	0:46.70 [2] (0:10.71)	0:35.99 [1] (0:11.29)	0:24.70 [1] (0:11.85)	0:12.85 [1] (0:12.85)
Average Speed [km/h]	51.9	69.4	67.2	62.5	60.2	56.1
Top Speed [km/h]	68.9	71.1	68.9	65.0	61.4	60.1
Avg. Dist. to Rail [m]	12.4	6.3	2.4	4.1	3.5	1.5
Avg. Stride Freq. [Hz]	2.4	2.5	2.4	2.3	2.4	2.3
Avg. Stride Length [m]	5.8	7.4	7.7	7.4	7.0	6.7



- [] Ranking at each section and finish
- .-.-.- No data available at this section
- NA No data available



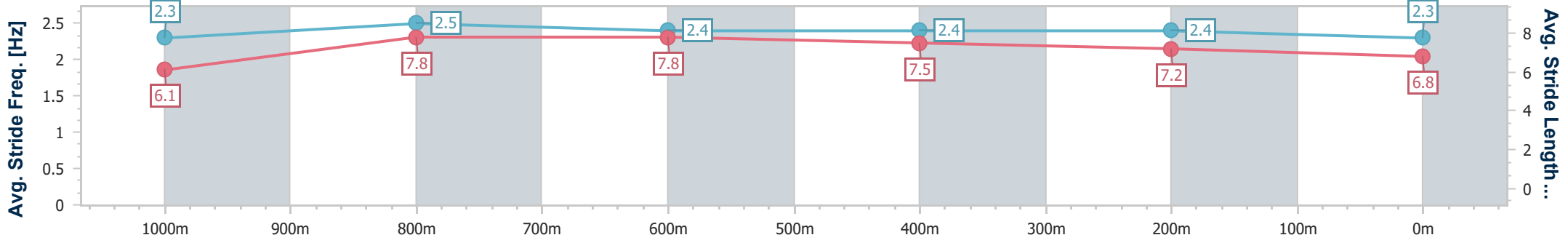
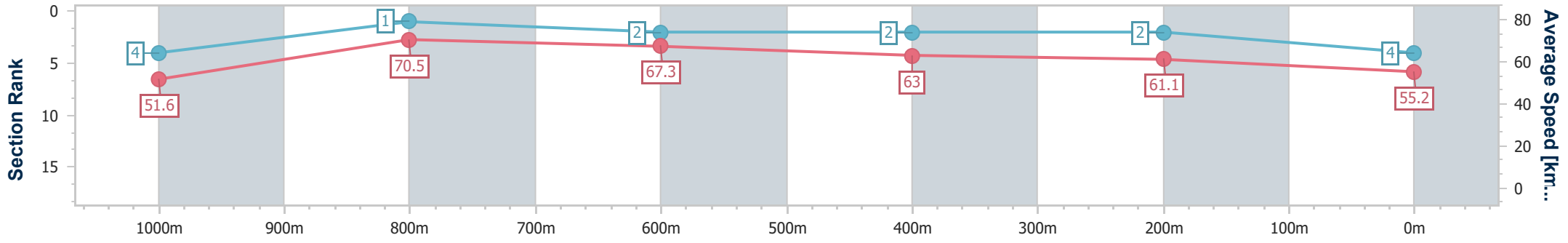
Horse/Jockey Name	Mazzaratti
Final Rank	4
Fastest Section Time (Section)	0:10.52 (1000m)
Top Speed [km/h] (Section)	71.6 (1000m)
Race State	Finished



Townsville QLD Professional
Race 2: FEED 2 GO Maiden Handicap - 1200m
 29 September 2023 - 13:56
 Track Rating: Soft 5, Weather: Fine, Rail Position: +2m 1000m-
 W/Post; True Remainder



Section	Overall	1000m	800m	600m	400m	200m
Section Times	1:11.58 [4] (0:13.95)	0:57.63 [4] (0:10.52)	0:47.11 [1] (0:10.86)	0:36.25 [2] (0:11.43)	0:24.82 [2] (0:11.78)	0:13.04 [2] (0:13.04)
Average Speed [km/h]	51.6	70.5	67.3	63.0	61.1	55.2
Top Speed [km/h]	70.6	71.6	69.8	65.8	62.4	59.4
Avg. Dist. to Rail [m]	15.6	6.3	2.9	0.8	0.7	2.9
Avg. Stride Freq. [Hz]	2.3	2.5	2.4	2.4	2.4	2.3
Avg. Stride Length [m]	6.1	7.8	7.8	7.5	7.2	6.8



- [] Ranking at each section and finish
- .-.- No data available at this section
- NA No data available



Horse/Jockey Name	Imperium
Final Rank	5
Fastest Section Time (Section)	0:10.73 (800m)
Top Speed [km/h] (Section)	69.0 (800m)
Race State	Finished



Townsville QLD Professional

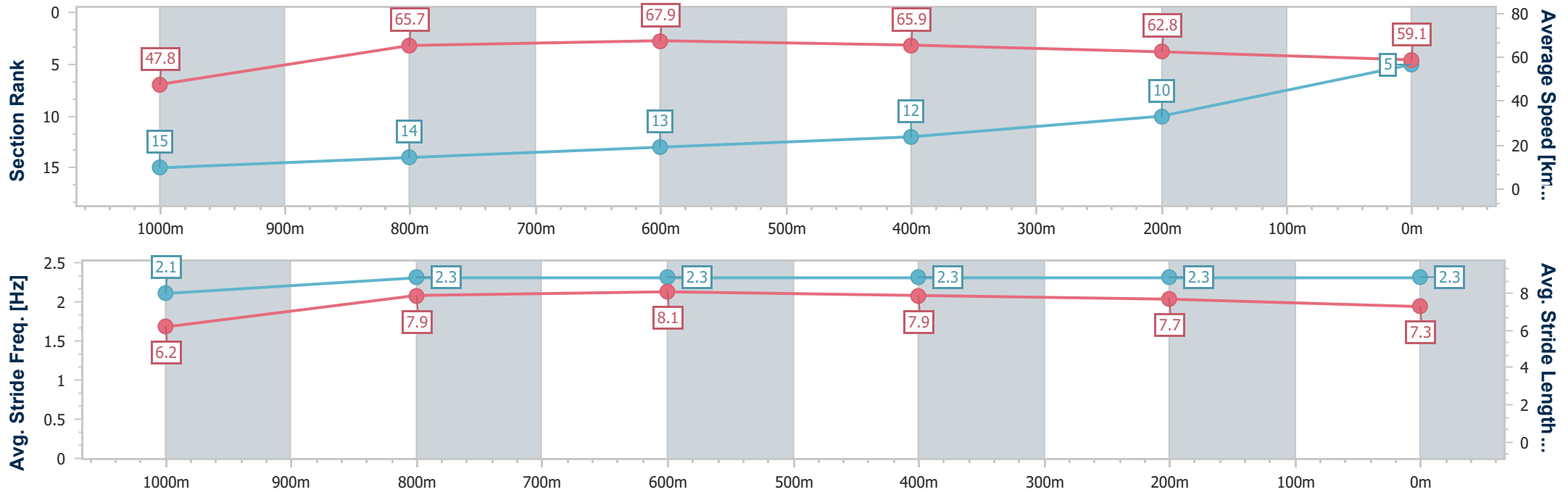
Race 2: FEED 2 GO Maiden Handicap - 1200m

29 September 2023 - 13:56

Track Rating: Soft 5, Weather: Fine, Rail Position: +2m 1000m-W/Post; True Remainder



Section	Overall	1000m	800m	600m	400m	200m
Section Times	1:11.61 [5] (0:15.04)	0:56.57 [15] (0:11.31)	0:45.26 [14] (0:10.73)	0:34.53 [13] (0:10.91)	0:23.62 [12] (0:11.42)	0:12.20 [10] (0:12.20)
Average Speed [km/h]	47.8	65.7	67.9	65.9	62.8	59.1
Top Speed [km/h]	63.8	67.4	69.0	67.7	64.1	62.0
Avg. Dist. to Rail [m]	15.0	6.2	2.6	1.2	0.8	3.9
Avg. Stride Freq. [Hz]	2.1	2.3	2.3	2.3	2.3	2.3
Avg. Stride Length [m]	6.2	7.9	8.1	7.9	7.7	7.3



- [] Ranking at each section and finish
- .-.- No data available at this section
- NA No data available



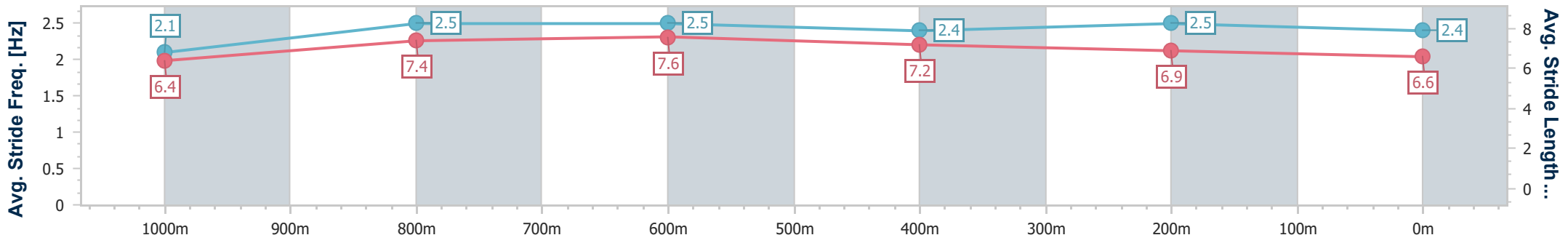
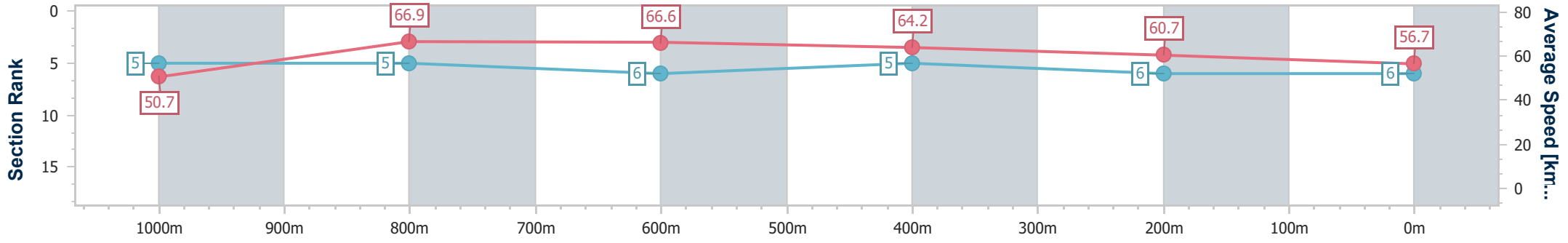
Horse/Jockey Name	Spring's Gift
Final Rank	6
Fastest Section Time (Section)	0:10.87 (800m)
Top Speed [km/h] (Section)	68.8 (1000m)
Race State	Finished



Townsville QLD Professional
Race 2: FEED 2 GO Maiden Handicap - 1200m
 29 September 2023 - 13:56
 Track Rating: Soft 5, Weather: Fine, Rail Position: +2m 1000m-
 W/Post; True Remainder



Section	Overall	1000m	800m	600m	400m	200m
Section Times	1:11.66 [6] (0:14.13)	0:57.53 [5] (0:11.07)	0:46.46 [5] (0:10.87)	0:35.59 [6] (0:11.09)	0:24.50 [5] (0:11.82)	0:12.68 [6] (0:12.68)
Average Speed [km/h]	50.7	66.9	66.6	64.2	60.7	56.7
Top Speed [km/h]	68.1	68.8	68.2	66.3	63.2	60.6
Avg. Dist. to Rail [m]	7.1	5.4	1.4	2.2	0.9	1.7
Avg. Stride Freq. [Hz]	2.1	2.5	2.5	2.4	2.5	2.4
Avg. Stride Length [m]	6.4	7.4	7.6	7.2	6.9	6.6



- [] Ranking at each section and finish
- .-.- No data available at this section
- NA No data available



Horse/Jockey Name	Ratalouie
Final Rank	7
Fastest Section Time (Section)	0:10.84 (800m)
Top Speed [km/h] (Section)	68.1 (1000m)
Race State	Finished



Townsville QLD Professional

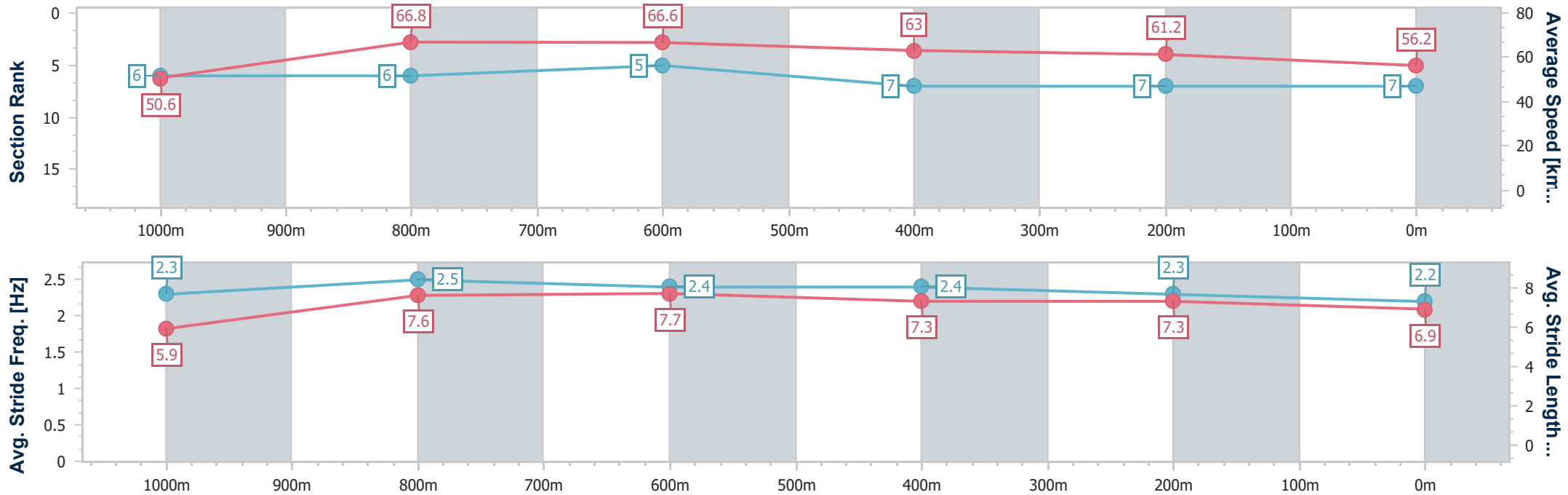
Race 2: FEED 2 GO Maiden Handicap - 1200m

29 September 2023 - 13:56

Track Rating: Soft 5, Weather: Fine, Rail Position: +2m 1000m-W/Post; True Remainder



Section	Overall	1000m	800m	600m	400m	200m
Section Times	1:11.82 [7] (0:14.15)	0:57.67 [6] (0:11.05)	0:46.62 [6] (0:10.84)	0:35.78 [5] (0:11.29)	0:24.49 [7] (0:11.67)	0:12.82 [7] (0:12.82)
Average Speed [km/h]	50.6	66.8	66.6	63.0	61.2	56.2
Top Speed [km/h]	66.8	68.1	67.4	65.1	62.1	60.9
Avg. Dist. to Rail [m]	6.1	4.8	1.4	2.8	3.2	1.5
Avg. Stride Freq. [Hz]	2.3	2.5	2.4	2.4	2.3	2.2
Avg. Stride Length [m]	5.9	7.6	7.7	7.3	7.3	6.9



- [] Ranking at each section and finish
- .-.- No data available at this section
- NA No data available



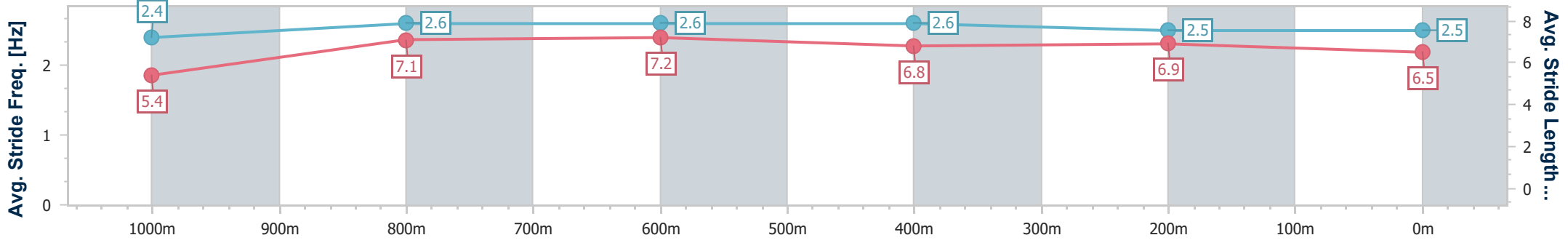
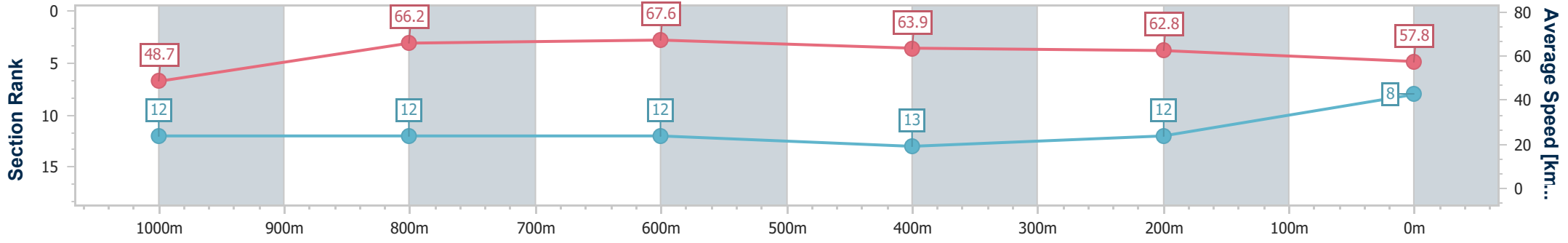
Horse/Jockey Name	Be Little Darlin'
Final Rank	8
Fastest Section Time (Section)	0:10.84 (800m)
Top Speed [km/h] (Section)	69.1 (800m)
Race State	Finished



Townsville QLD Professional
Race 2: FEED 2 GO Maiden Handicap - 1200m
 29 September 2023 - 13:56
 Track Rating: Soft 5, Weather: Fine, Rail Position: +2m 1000m-
 W/Post; True Remainder



Section	Overall	1000m	800m	600m	400m	200m
Section Times	1:11.90 [8] (0:14.73)	0:57.17 [12] (0:11.22)	0:45.95 [12] (0:10.84)	0:35.11 [12] (0:11.24)	0:23.87 [13] (0:11.43)	0:12.44 [12] (0:12.44)
Average Speed [km/h]	48.7	66.2	67.6	63.9	62.8	57.8
Top Speed [km/h]	64.1	68.5	69.1	67.1	65.1	61.5
Avg. Dist. to Rail [m]	13.3	6.1	3.5	1.1	1.3	4.5
Avg. Stride Freq. [Hz]	2.4	2.6	2.6	2.6	2.5	2.5
Avg. Stride Length [m]	5.4	7.1	7.2	6.8	6.9	6.5



- [] Ranking at each section and finish
- .-.- No data available at this section
- NA No data available



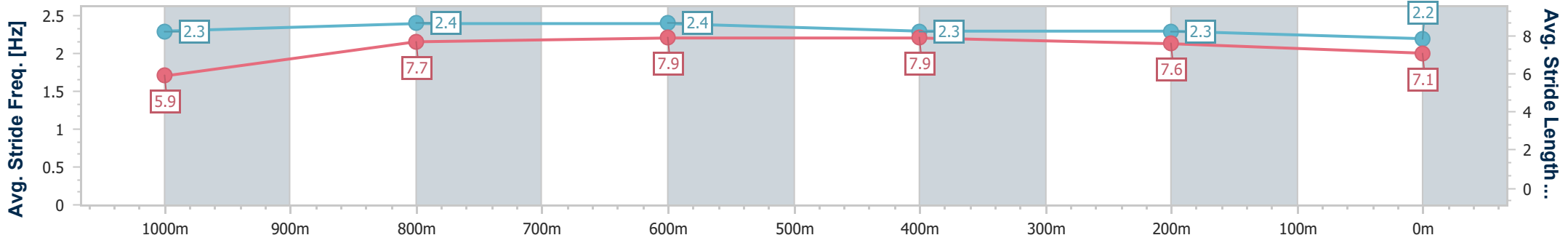
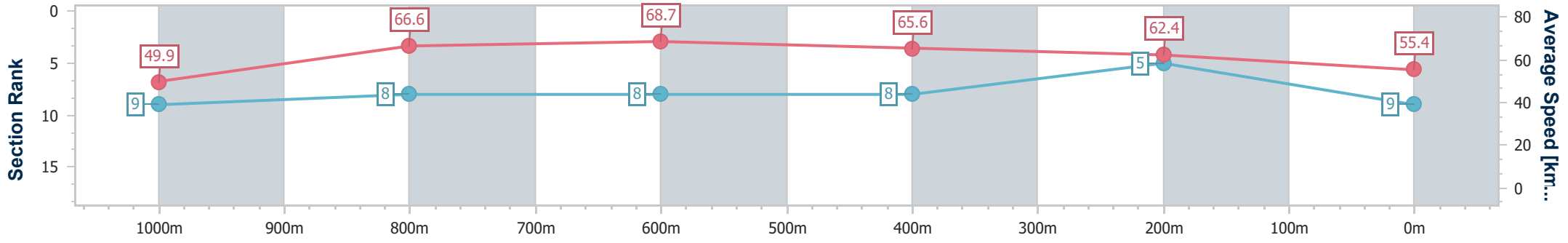
Horse/Jockey Name	Laide
Final Rank	9
Fastest Section Time (Section)	0:10.74 (800m)
Top Speed [km/h] (Section)	70.1 (800m)
Race State	Finished



Townsville QLD Professional
Race 2: FEED 2 GO Maiden Handicap - 1200m
 29 September 2023 - 13:56
 Track Rating: Soft 5, Weather: Fine, Rail Position: +2m 1000m-
 W/Post; True Remainder



Section	Overall	1000m	800m	600m	400m	200m
Section Times	1:11.93 [9] (0:14.37)	0:57.56 [9] (0:11.11)	0:46.45 [8] (0:10.74)	0:35.71 [8] (0:11.13)	0:24.58 [8] (0:11.58)	0:13.00 [5] (0:13.00)
Average Speed [km/h]	49.9	66.6	68.7	65.6	62.4	55.4
Top Speed [km/h]	67.4	69.0	70.1	68.0	63.9	60.3
Avg. Dist. to Rail [m]	10.6	5.2	5.2	2.9	3.3	5.3
Avg. Stride Freq. [Hz]	2.3	2.4	2.4	2.3	2.3	2.2
Avg. Stride Length [m]	5.9	7.7	7.9	7.9	7.6	7.1



- [] Ranking at each section and finish
- .-.- No data available at this section
- NA No data available



Horse/Jockey Name	Unpunished
Final Rank	10
Fastest Section Time (Section)	0:10.73 (800m)
Top Speed [km/h] (Section)	68.7 (800m)
Race State	Finished



Townsville QLD Professional

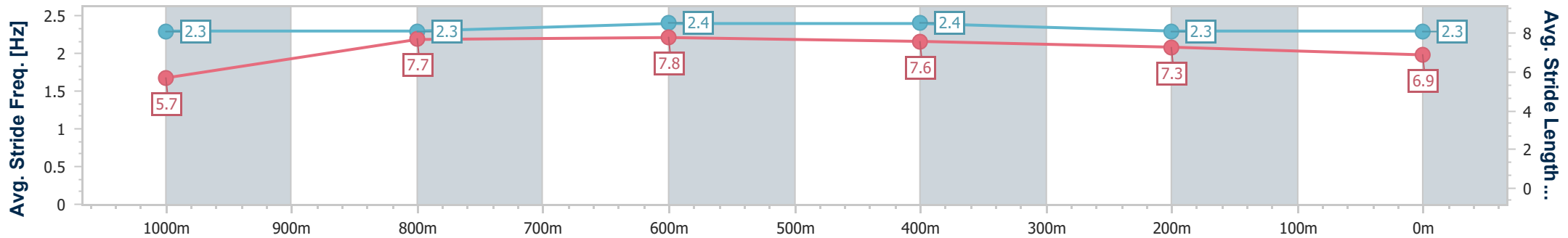
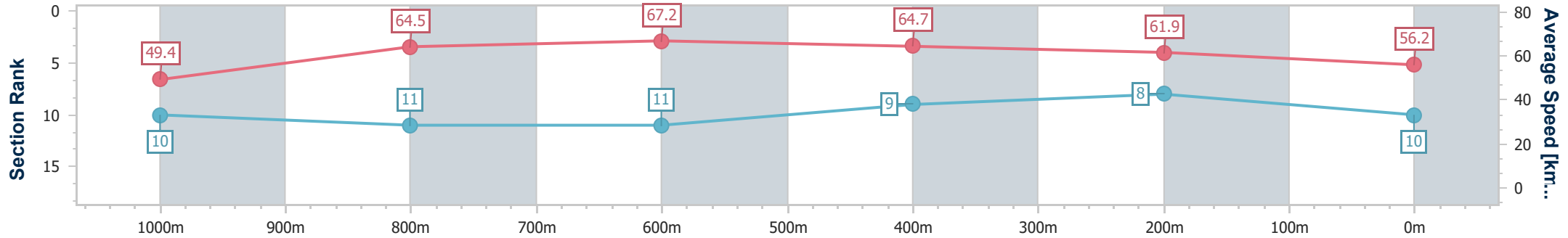
Race 2: FEED 2 GO Maiden Handicap - 1200m

29 September 2023 - 13:56

Track Rating: Soft 5, Weather: Fine, Rail Position: +2m 1000m-W/Post; True Remainder



Section	Overall	1000m	800m	600m	400m	200m
Section Times	1:12.07 [10] (0:14.54)	0:57.53 [10] (0:11.41)	0:46.12 [11] (0:10.73)	0:35.39 [11] (0:11.00)	0:24.39 [9] (0:11.58)	0:12.81 [8] (0:12.81)
Average Speed [km/h]	49.4	64.5	67.2	64.7	61.9	56.2
Top Speed [km/h]	64.8	66.7	68.7	66.9	63.8	60.1
Avg. Dist. to Rail [m]	6.9	4.9	1.3	2.2	1.8	1.4
Avg. Stride Freq. [Hz]	2.3	2.3	2.4	2.4	2.3	2.3
Avg. Stride Length [m]	5.7	7.7	7.8	7.6	7.3	6.9



- [] Ranking at each section and finish
- .-.- No data available at this section
- NA No data available



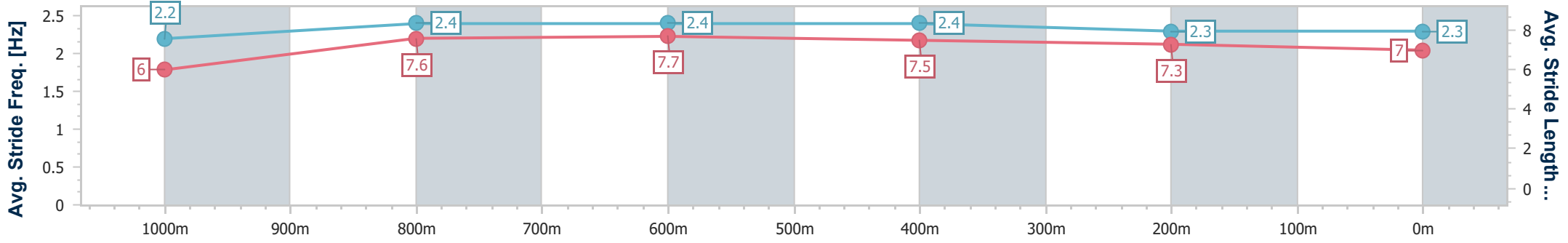
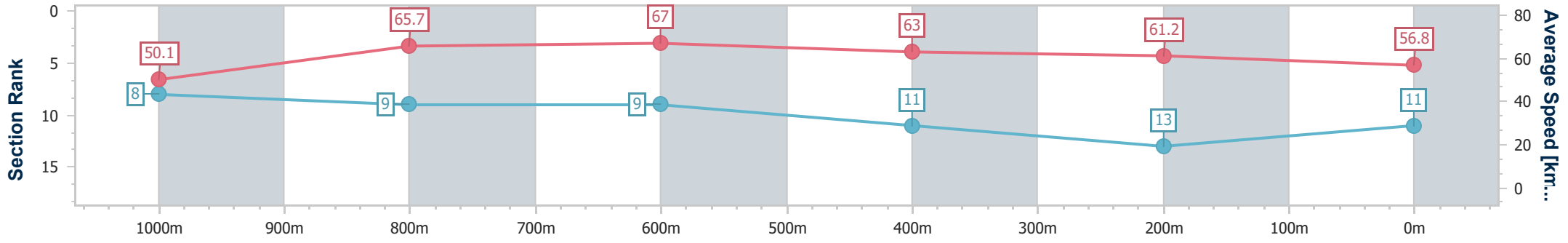
Horse/Jockey Name	Hero Of The Pack
Final Rank	11
Fastest Section Time (Section)	0:10.86 (800m)
Top Speed [km/h] (Section)	69.3 (800m)
Race State	Finished



Townsville QLD Professional
Race 2: FEED 2 GO Maiden Handicap - 1200m
 29 September 2023 - 13:56
 Track Rating: Soft 5, Weather: Fine, Rail Position: +2m 1000m-
 W/Post; True Remainder



Section	Overall	1000m	800m	600m	400m	200m
Section Times	1:12.14 [11] (0:14.34)	0:57.80 [8] (0:11.25)	0:46.55 [9] (0:10.86)	0:35.69 [9] (0:11.32)	0:24.37 [11] (0:11.69)	0:12.68 [13] (0:12.68)
Average Speed [km/h]	50.1	65.7	67.0	63.0	61.2	56.8
Top Speed [km/h]	67.1	66.8	69.3	66.0	63.3	59.8
Avg. Dist. to Rail [m]	9.1	5.4	2.1	1.7	3.4	1.5
Avg. Stride Freq. [Hz]	2.2	2.4	2.4	2.4	2.3	2.3
Avg. Stride Length [m]	6.0	7.6	7.7	7.5	7.3	7.0



- [] Ranking at each section and finish
- .-.- No data available at this section
- NA No data available



Horse/Jockey Name	Tiny Mountain
Final Rank	12
Fastest Section Time (Section)	0:10.89 (800m)
Top Speed [km/h] (Section)	67.9 (800m)
Race State	Finished



Townsville QLD Professional

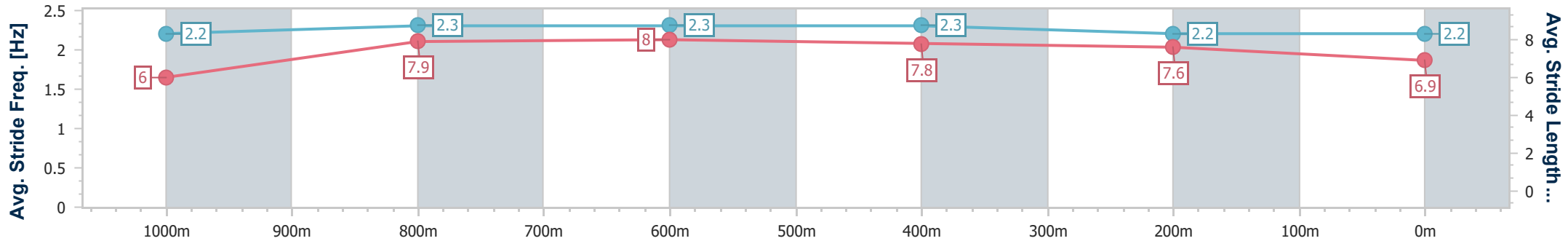
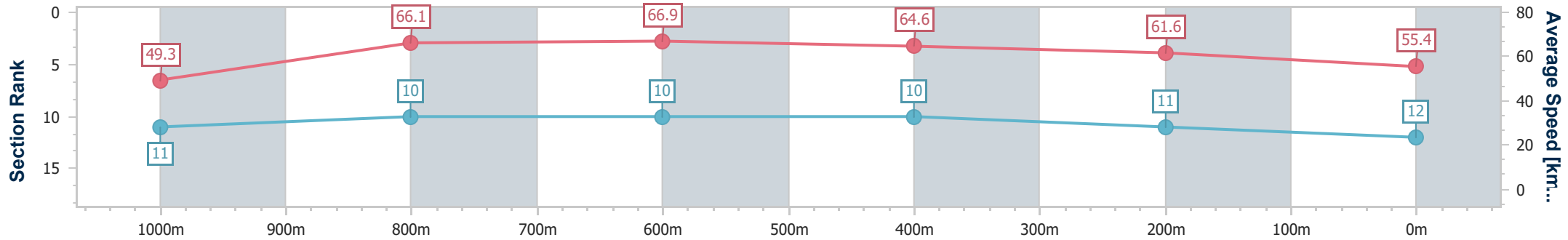
Race 2: FEED 2 GO Maiden Handicap - 1200m

29 September 2023 - 13:56

Track Rating: Soft 5, Weather: Fine, Rail Position: +2m 1000m-W/Post; True Remainder



Section	Overall	1000m	800m	600m	400m	200m
Section Times	1:12.46 [12] (0:14.54)	0:57.92 [11] (0:11.19)	0:46.73 [10] (0:10.89)	0:35.84 [10] (0:11.15)	0:24.69 [10] (0:11.68)	0:13.01 [11] (0:13.01)
Average Speed [km/h]	49.3	66.1	66.9	64.6	61.6	55.4
Top Speed [km/h]	66.9	67.2	67.9	66.7	63.3	59.7
Avg. Dist. to Rail [m]	9.8	5.3	2.4	0.4	1.9	6.0
Avg. Stride Freq. [Hz]	2.2	2.3	2.3	2.3	2.2	2.2
Avg. Stride Length [m]	6.0	7.9	8.0	7.8	7.6	6.9



- [] Ranking at each section and finish
- .-.- No data available at this section
- NA No data available



Horse/Jockey Name	Madonnacan'tsing
Final Rank	13
Fastest Section Time (Section)	0:10.93 (800m)
Top Speed [km/h] (Section)	69.2 (Overall)
Race State	Finished



Townsville QLD Professional

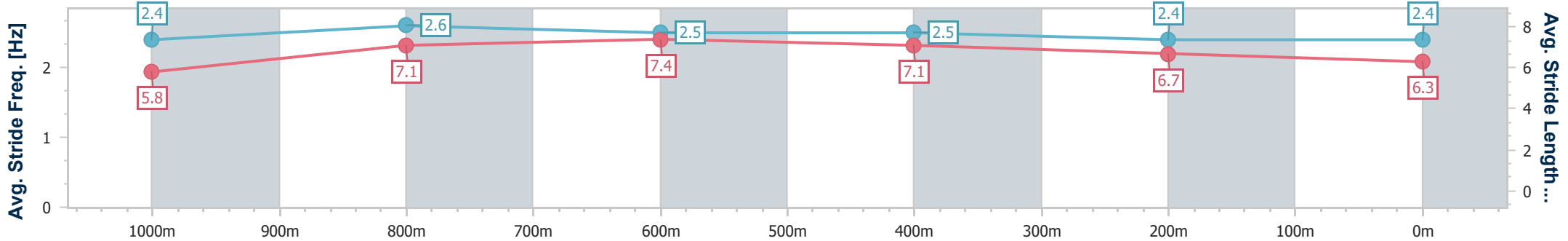
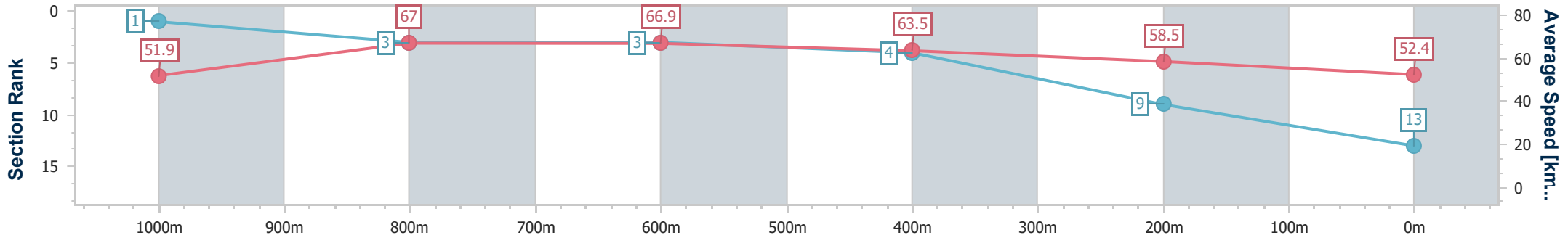
Race 2: FEED 2 GO Maiden Handicap - 1200m

29 September 2023 - 13:56

Track Rating: Soft 5, Weather: Fine, Rail Position: +2m 1000m-W/Post; True Remainder



Section	Overall	1000m	800m	600m	400m	200m
Section Times	1:13.13 [13] (0:13.78)	0:59.35 [1] (0:11.04)	0:48.31 [3] (0:10.93)	0:37.38 [3] (0:11.35)	0:26.03 [4] (0:12.28)	0:13.75 [9] (0:13.75)
Average Speed [km/h]	51.9	67.0	66.9	63.5	58.5	52.4
Top Speed [km/h]	69.2	68.9	68.1	67.3	61.3	57.1
Avg. Dist. to Rail [m]	11.2	5.2	2.9	0.7	0.7	2.3
Avg. Stride Freq. [Hz]	2.4	2.6	2.5	2.5	2.4	2.4
Avg. Stride Length [m]	5.8	7.1	7.4	7.1	6.7	6.3



- [] Ranking at each section and finish
- .-.-.- No data available at this section
- NA No data available



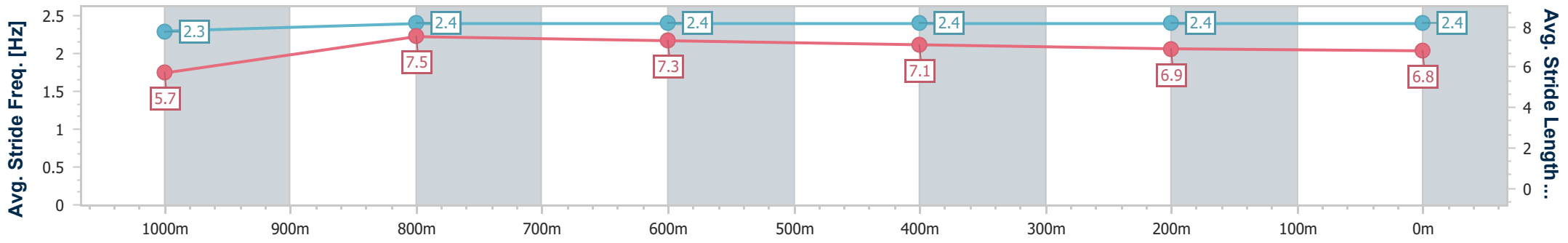
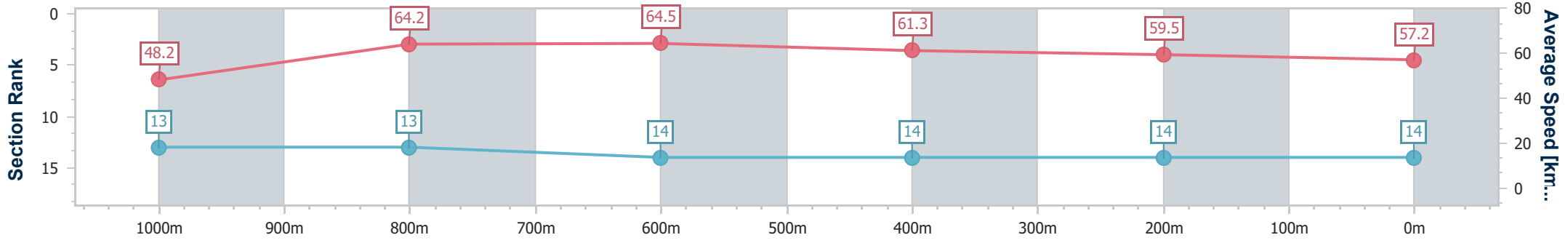
Horse/Jockey Name	Precise Flame
Final Rank	14
Fastest Section Time (Section)	0:11.19 (800m)
Top Speed [km/h] (Section)	66.2 (800m)
Race State	Finished



Townsville QLD Professional
Race 2: FEED 2 GO Maiden Handicap - 1200m
 29 September 2023 - 13:56
 Track Rating: Soft 5, Weather: Fine, Rail Position: +2m 1000m-
 W/Post; True Remainder



Section	Overall	1000m	800m	600m	400m	200m
Section Times	1:13.54 [14] (0:14.80)	0:58.74 [13] (0:11.28)	0:47.46 [13] (0:11.19)	0:36.27 [14] (0:11.66)	0:24.61 [14] (0:12.01)	0:12.60 [14] (0:12.60)
Average Speed [km/h]	48.2	64.2	64.5	61.3	59.5	57.2
Top Speed [km/h]	64.6	65.8	66.2	62.9	60.6	60.3
Avg. Dist. to Rail [m]	2.8	0.7	0.6	1.7	2.6	0.7
Avg. Stride Freq. [Hz]	2.3	2.4	2.4	2.4	2.4	2.4
Avg. Stride Length [m]	5.7	7.5	7.3	7.1	6.9	6.8



- [] Ranking at each section and finish
- .-.- No data available at this section
- NA No data available



Horse/Jockey Name	Toptimistic
Final Rank	15
Fastest Section Time (Section)	0:11.16 (800m)
Top Speed [km/h] (Section)	66.4 (1000m)
Race State	Finished



Townsville QLD Professional

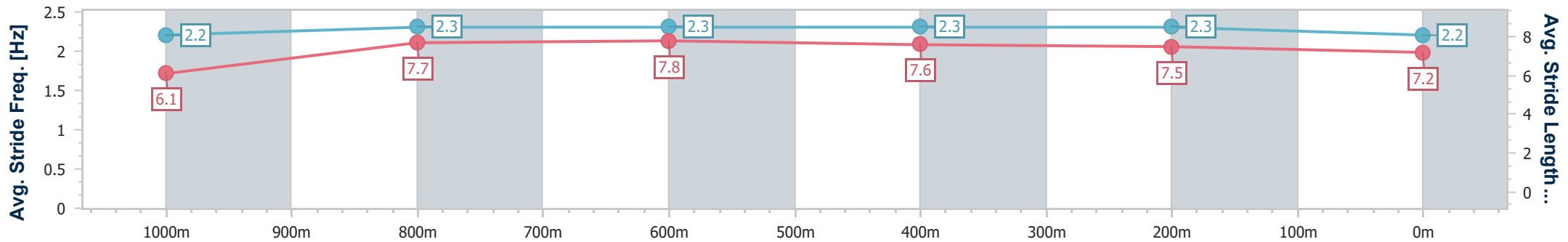
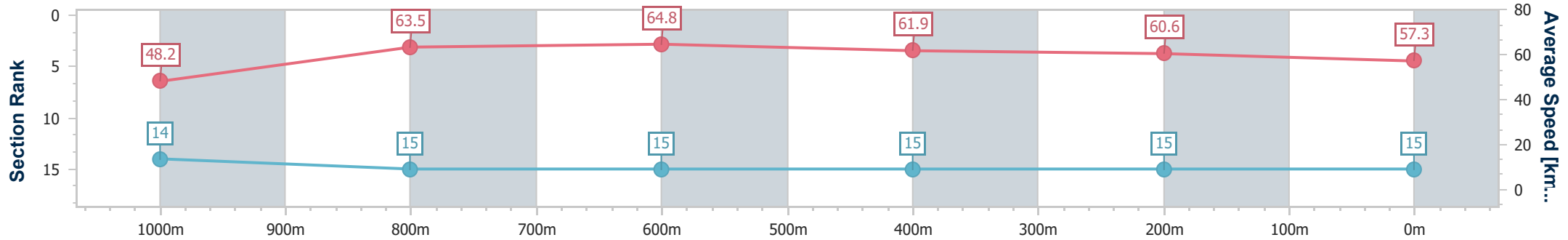
Race 2: FEED 2 GO Maiden Handicap - 1200m

29 September 2023 - 13:56

Track Rating: Soft 5, Weather: Fine, Rail Position: +2m 1000m-W/Post; True Remainder



Section	Overall	1000m	800m	600m	400m	200m
Section Times	1:13.55 [15] (0:14.84)	0:58.71 [14] (0:11.62)	0:47.09 [15] (0:11.16)	0:35.93 [15] (0:11.52)	0:24.41 [15] (0:11.84)	0:12.57 [15] (0:12.57)
Average Speed [km/h]	48.2	63.5	64.8	61.9	60.6	57.3
Top Speed [km/h]	62.9	66.4	65.6	64.3	61.0	60.4
Avg. Dist. to Rail [m]	10.1	4.4	1.3	1.8	1.2	1.5
Avg. Stride Freq. [Hz]	2.2	2.3	2.3	2.3	2.3	2.2
Avg. Stride Length [m]	6.1	7.7	7.8	7.6	7.5	7.2



- [] Ranking at each section and finish
- .-.- No data available at this section
- NA No data available