



Sunshine Coast QLD Professional

Race 5: COASTLINE BMW BENCHMARK 62 Handicap - 1600m



29 September 2023 - 19:30

Track Rating: Good 4, Weather: Fine, Rail Position: +4m

Section		Overall	1400m	1200m	1000m	800m	600m	400m	Last 600m					
Field Times		1:37.86 (0:13.73)	1:24.13 (0:11.63)	1:12.50 (0:12.18)	1:00.32 (0:12.67)	0:47.65 (0:12.48)	0:35.17 (0:11.82)	0:23.35 (0:11.45)	0:35.17					
Rank	TAB	Horse/Jockey	Barrier	Top Speed [km/h]	Fastest Section								Distance Travelled [m]	
1	10	DECEMBER DIAMOND Jaden Lloyd	2	65.2 400m	0:11.25 400m	1:37.86 [1] (0:13.95)	1:23.91 [4] (0:11.97)	1:11.94 [5] (0:12.05)	0:59.89 [4] (0:12.61)	0:47.28 [4] (0:12.44)	0:34.84 [4] (0:11.72)	0:23.12 [3] (0:11.25)	0:34.84	
2	13	THE LOVE ROCKET Ben Thompson	9	65.7 400m	0:11.11 400m	1:37.88 [2] (0:14.37)	1:23.51 [9] (0:12.20)	1:11.31 [9] (0:12.06)	0:59.25 [9] (0:12.69)	0:46.56 [9] (0:12.18)	0:34.38 [8] (0:11.70)	0:22.68 [7] (0:11.11)	0:34.38	-4
3	1	MIDNIGHT RAMBLER Jai Williams	4	64.7 400m	0:11.22 400m	1:37.96 [3] (0:13.73)	1:24.23 [1] (0:11.90)	1:12.33 [2] (0:12.20)	1:00.13 [3] (0:12.67)	0:47.46 [3] (0:12.43)	0:35.03 [3] (0:11.81)	0:23.22 [4] (0:11.22)	0:35.03	-5
4	6	NORTHERN PRIDE James Orman	5	65.2 400m	0:11.21 400m	1:38.00 [4] (0:14.23)	1:23.77 [7] (0:11.97)	1:11.80 [6] (0:12.10)	0:59.70 [6] (0:12.70)	0:47.00 [6] (0:12.24)	0:34.76 [6] (0:11.67)	0:23.09 [5] (0:11.21)	0:34.76	-3
5	11	WICKED'N' LOVIN'IT Samantha Collett	15	64.4 Overall	0:11.45 400m	1:38.03 [5] (0:13.75)	1:24.28 [2] (0:11.61)	1:12.67 [1] (0:12.18)	1:00.49 [1] (0:12.67)	0:47.82 [1] (0:12.48)	0:35.34 [1] (0:11.82)	0:23.52 [1] (0:11.45)	0:35.34	-5
6	4	SOARHI Justin Huxtable	6	64.8 400m	0:11.39 400m	1:38.13 [6] (0:13.83)	1:24.30 [3] (0:11.90)	1:12.40 [3] (0:12.07)	1:00.33 [2] (0:12.61)	0:47.72 [2] (0:12.45)	0:35.27 [2] (0:11.75)	0:23.52 [2] (0:11.39)	0:35.27	-1
7	16	TONI TOO Cejay Graham	10	65.6 400m	0:11.18 400m	1:38.52 [7] (0:14.59)	1:23.93 [11] (0:12.31)	1:11.62 [12] (0:12.04)	0:59.58 [12] (0:12.79)	0:46.79 [12] (0:12.17)	0:34.62 [12] (0:11.47)	0:23.15 [9] (0:11.18)	0:34.62	-5
8	14	LEAN IN Emily Lang	8	65.4 400m	0:11.21 400m	1:38.76 [8] (0:14.21)	1:24.55 [6] (0:12.18)	1:12.37 [7] (0:12.07)	1:00.30 [7] (0:12.60)	0:47.70 [7] (0:12.41)	0:35.29 [7] (0:11.89)	0:23.40 [8] (0:11.21)	0:35.29	+1
9	8	MOOLOOLABA Mark Du Plessis	1	63.9 400m	0:11.55 400m	1:38.95 [9] (0:13.96)	1:24.99 [5] (0:11.96)	1:13.03 [4] (0:12.10)	1:00.93 [5] (0:12.64)	0:48.29 [5] (0:12.43)	0:35.86 [5] (0:11.85)	0:24.01 [6] (0:11.55)	0:35.86	-5
10	3	ENDLESS MYSTERY Luke Tarrant	16	64.5 400m	0:11.37 400m	1:39.09 [10] (0:14.66)	1:24.43 [12] (0:12.17)	1:12.26 [11] (0:12.05)	1:00.21 [11] (0:12.65)	0:47.56 [11] (0:12.30)	0:35.26 [11] (0:11.56)	0:23.70 [10] (0:11.37)	0:35.26	+0

Scratched: Boom Gate (#9), Hard Offer (#15), Star Chance (#12), Canny Be Better (#7)

[] Ranking at each section and finish
 -:-:- No data available at this section
 NA No data available

SCN Saddle cloth number
 DNF Did not finish
 DNT Did not track



Sunshine Coast QLD Professional
Race 5: COASTLINE BMW BENCHMARK 62 Handicap - 1600m
29 September 2023 - 19:30



Track Rating: Good 4, Weather: Fine, Rail Position: +4m

Section		Overall	1400m	1200m	1000m	800m	600m	400m	Last 600m					
Field Times		1:37.86 (0:13.73)	1:24.13 (0:11.63)	1:12.50 (0:12.18)	1:00.32 (0:12.67)	0:47.65 (0:12.48)	0:35.17 (0:11.82)	0:23.35 (0:11.45)	0:35.17					
Rank	TAB Horse/Jockey	Barrier	Top Speed [km/h]	Fastest Section										Distance Travelled [m]
11	5 GRAND SHANGHAI Sean Cormack	12	62.8 400m	0:11.57 400m	1:39.13 [11] (0:14.33)	1:24.80 [8] (0:12.21)	1:12.59 [8] (0:11.99)	1:00.60 [8] (0:12.64)	0:47.96 [8] (0:12.60)	0:35.36 [10] (0:11.90)	0:23.46 [12] (0:11.57)	0:35.36	+1	
12	2 BUON ACQUISTO Damien Thornton	13	64.1 400m	0:11.66 400m	1:39.93 [12] (0:14.40)	1:25.53 [10] (0:12.32)	1:13.21 [10] (0:12.05)	1:01.16 [10] (0:12.62)	0:48.54 [10] (0:12.36)	0:36.18 [9] (0:11.86)	0:24.32 [11] (0:11.66)	0:36.18	+5	

Scratched: Boom Gate (#9), Hard Offer (#15), Star Chance (#12), Canny Be Better (#7)

[] Ranking at each section and finish
 -:-:- No data available at this section
 NA No data available

SCN Saddle cloth number
 DNF Did not finish
 DNT Did not track



Sunshine Coast QLD Professional
Race 5: COASTLINE BMW BENCHMARK 62 Handicap - 1600m
29 September 2023 - 19:30



Track Rating: Good 4, Weather: Fine, Rail Position: +4m

Section				200m				Last 600m	
Field Times				0:11.90 (0:11.90)				0:35.17	
Rank	TAB	Horse/Jockey	Barrier	Top Speed [km/h]	Fastest Section	Margin			Distance Travelled [m]
1	10	DECEMBER DIAMOND Jaden Lloyd	2	65.2 400m	0:11.25 400m	0:11.87 [3] (0:11.87)	1:37.86		0:34.84
2	13	THE LOVE ROCKET Ben Thompson	9	65.7 400m	0:11.11 400m	0:11.57 [6] (0:11.57)	0.1L		0:34.38 -4
3	1	MIDNIGHT RAMBLER Jai Williams	4	64.7 400m	0:11.22 400m	0:12.00 [1] (0:12.00)	0.4L		0:35.03 -5
4	6	NORTHERN PRIDE James Orman	5	65.2 400m	0:11.21 400m	0:11.88 [5] (0:11.88)	0.6L		0:34.76 -3
5	11	WICKED'N' LOVIN'IT Samantha Collett	15	64.4 Overall	0:11.45 400m	0:12.07 [2] (0:12.07)	0.7L		0:35.34 -5
6	4	SOARHI Justin Huxtable	6	64.8 400m	0:11.39 400m	0:12.13 [4] (0:12.13)	1.2L		0:35.27 -1
7	16	TONI TOO Cejay Graham	10	65.6 400m	0:11.18 400m	0:11.97 [8] (0:11.97)	3.5L		0:34.62 -5
8	14	LEAN IN Emily Lang	8	65.4 400m	0:11.21 400m	0:12.19 [9] (0:12.19)	4.8L		0:35.29 +1
9	8	MOOLOOLABA Mark Du Plessis	1	63.9 400m	0:11.55 400m	0:12.46 [7] (0:12.46)	5.8L		0:35.86 -5
10	3	ENDLESS MYSTERY Luke Tarrant	16	64.5 400m	0:11.37 400m	0:12.33 [10] (0:12.33)	6.6L		0:35.26 +0

Scratched: Boom Gate (#9), Hard Offer (#15), Star Chance (#12), Canny Be Better (#7)

Report Created: Fri 29 September 2023 20:05 GMT (Note: Timing is based on position data)

Page 3/16

[] Ranking at each section and finish
 -:-:- No data available at this section
 NA No data available

SCN Saddle cloth number
 DNF Did not finish
 DNT Did not track

data processed by TRIPLESDATA



Sunshine Coast QLD Professional
Race 5: COASTLINE BMW BENCHMARK 62 Handicap - 1600m
29 September 2023 - 19:30



Track Rating: Good 4, Weather: Fine, Rail Position: +4m

Section				200m				Last 600m		
Field Times				0:11.90 (0:11.90)				0:35.17		
Rank	TAB	Horse/Jockey	Barrier	Top Speed [km/h]	Fastest Section	Margin			Distance Travelled [m]	
11	5	GRAND SHANGHAI	12	62.8	0:11.57	0:11.89 [11]	6.8L		0:35.36	+1
		Sean Cormack		400m	400m	(0:11.89)				
12	2	BUON ACQUISTO	13	64.1	0:11.66	0:12.66 [12]	11.3L		0:36.18	+5
		Damien Thornton		400m	400m	(0:12.66)				

Scratched: Boom Gate (#9), Hard Offer (#15), Star Chance (#12), Canny Be Better (#7)



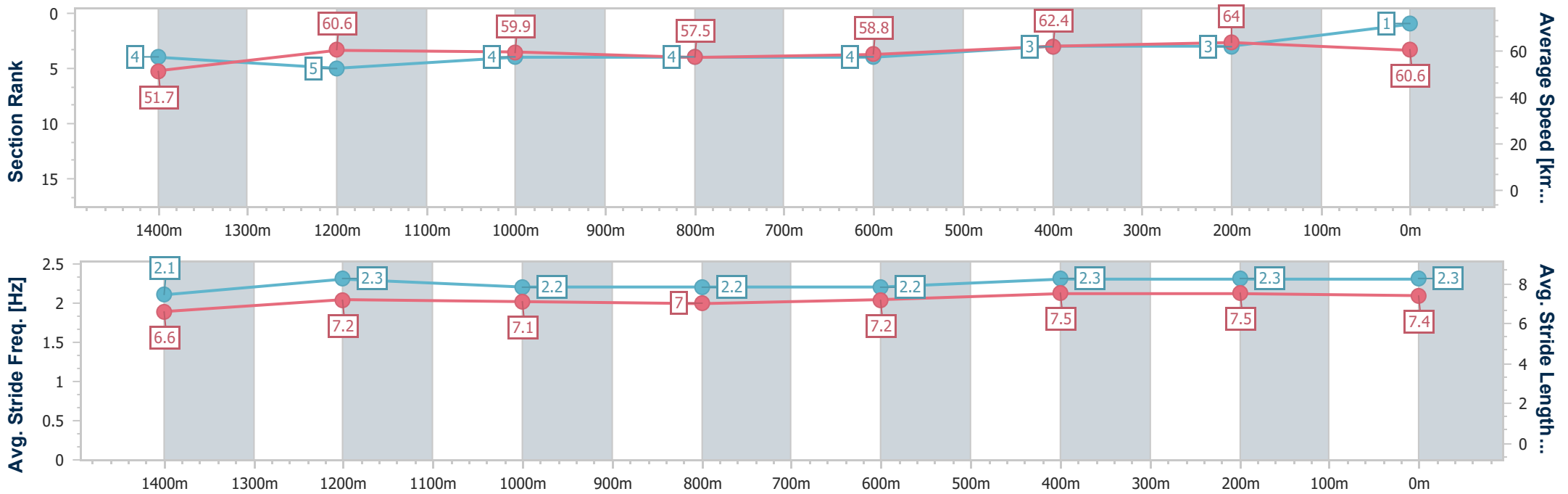
Horse/Jockey Name	December Diamond
Final Rank	1
Fastest Section Time (Section)	0:11.25 (400m)
Top Speed [km/h] (Section)	65.2 (400m)
Race State	Finished



Sunshine Coast QLD Professional
 Race 5: COASTLINE BMW BENCHMARK 62 Handicap - 1600m
 29 September 2023 - 19:30
 Track Rating: Good 4, Weather: Fine, Rail Position: +4m



Section	Overall	1400m	1200m	1000m	800m	600m	400m	200m
Section Times	1:37.86 [1] (0:13.95)	1:23.91 [4] (0:11.97)	1:11.94 [5] (0:12.05)	0:59.89 [4] (0:12.61)	0:47.28 [4] (0:12.44)	0:34.84 [4] (0:11.72)	0:23.12 [3] (0:11.25)	0:11.87 [3] (0:11.87)
Average Speed [km/h]	51.7	60.6	59.9	57.5	58.8	62.4	64.0	60.6
Top Speed [km/h]	61.5	61.7	62.4	58.1	60.8	64.7	65.2	62.5
Avg. Dist. to Rail [m]	3.3	3.0	3.2	2.9	2.6	2.9	5.8	5.8
Avg. Stride Freq. [Hz]	2.1	2.3	2.2	2.2	2.2	2.3	2.3	2.3
Avg. Stride Length [m]	6.6	7.2	7.1	7.0	7.2	7.5	7.5	7.4



- [] Ranking at each section and finish
- .-.- No data available at this section
- NA No data available



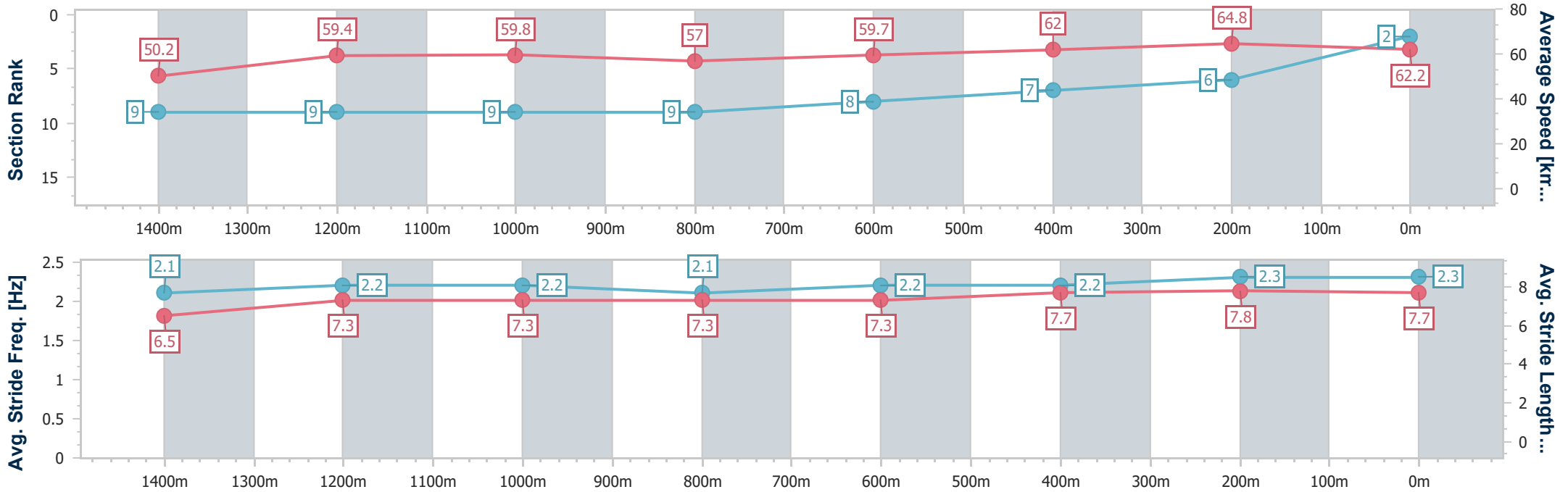
Horse/Jockey Name	The Love Rocket
Final Rank	2
Fastest Section Time (Section)	0:11.11 (400m)
Top Speed [km/h] (Section)	65.7 (400m)
Race State	Finished



Sunshine Coast QLD Professional
 Race 5: COASTLINE BMW BENCHMARK 62 Handicap - 1600m
 29 September 2023 - 19:30
 Track Rating: Good 4, Weather: Fine, Rail Position: +4m



Section	Overall	1400m	1200m	1000m	800m	600m	400m	200m
Section Times	1:37.88 [2] (0:14.37)	1:23.51 [9] (0:12.20)	1:11.31 [9] (0:12.06)	0:59.25 [9] (0:12.69)	0:46.56 [9] (0:12.18)	0:34.38 [8] (0:11.70)	0:22.68 [7] (0:11.11)	0:11.57 [6] (0:11.57)
Average Speed [km/h]	50.2	59.4	59.8	57.0	59.7	62.0	64.8	62.2
Top Speed [km/h]	61.1	60.6	60.9	59.4	62.0	64.1	65.7	64.0
Avg. Dist. to Rail [m]	6.8	2.4	2.3	2.1	1.4	1.5	6.2	8.0
Avg. Stride Freq. [Hz]	2.1	2.2	2.2	2.1	2.2	2.2	2.3	2.3
Avg. Stride Length [m]	6.5	7.3	7.3	7.3	7.3	7.7	7.8	7.7



- [] Ranking at each section and finish
- .-.- No data available at this section
- NA No data available



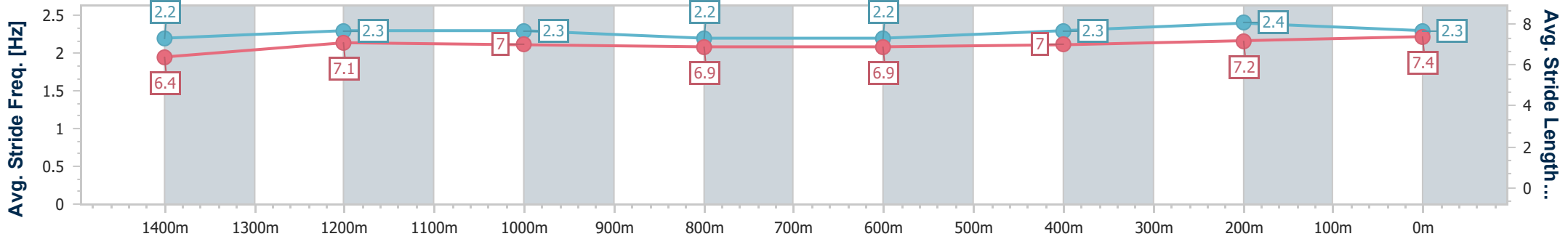
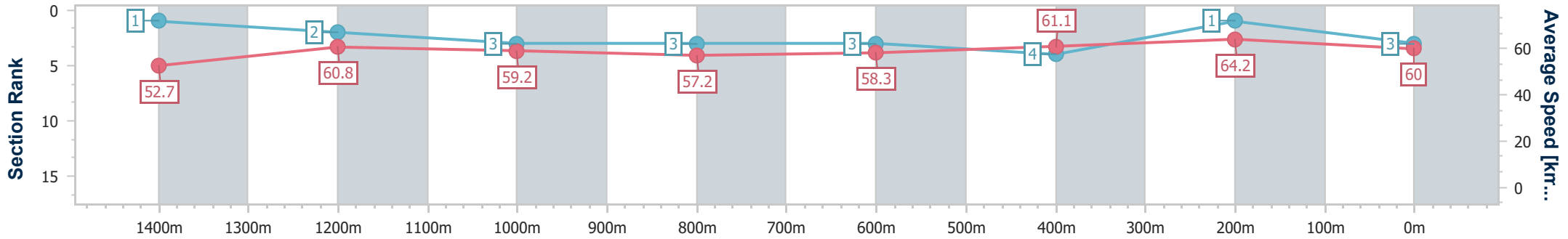
Horse/Jockey Name	Midnight Rambler
Final Rank	3
Fastest Section Time (Section)	0:11.22 (400m)
Top Speed [km/h] (Section)	64.7 (400m)
Race State	Finished



Sunshine Coast QLD Professional
 Race 5: COASTLINE BMW BENCHMARK 62 Handicap - 1600m
 29 September 2023 - 19:30
 Track Rating: Good 4, Weather: Fine, Rail Position: +4m



Section	Overall	1400m	1200m	1000m	800m	600m	400m	200m
Section Times	1:37.96 [3] (0:13.73)	1:24.23 [1] (0:11.90)	1:12.33 [2] (0:12.20)	1:00.13 [3] (0:12.67)	0:47.46 [3] (0:12.43)	0:35.03 [3] (0:11.81)	0:23.22 [4] (0:11.22)	0:12.00 [1] (0:12.00)
Average Speed [km/h]	52.7	60.8	59.2	57.2	58.3	61.1	64.2	60.0
Top Speed [km/h]	63.5	62.5	61.1	58.0	60.5	63.1	64.7	63.9
Avg. Dist. to Rail [m]	4.5	2.2	2.4	2.1	1.3	0.4	2.6	4.1
Avg. Stride Freq. [Hz]	2.2	2.3	2.3	2.2	2.2	2.3	2.4	2.3
Avg. Stride Length [m]	6.4	7.1	7.0	6.9	6.9	7.0	7.2	7.4



- [] Ranking at each section and finish
- .-.- No data available at this section
- NA No data available



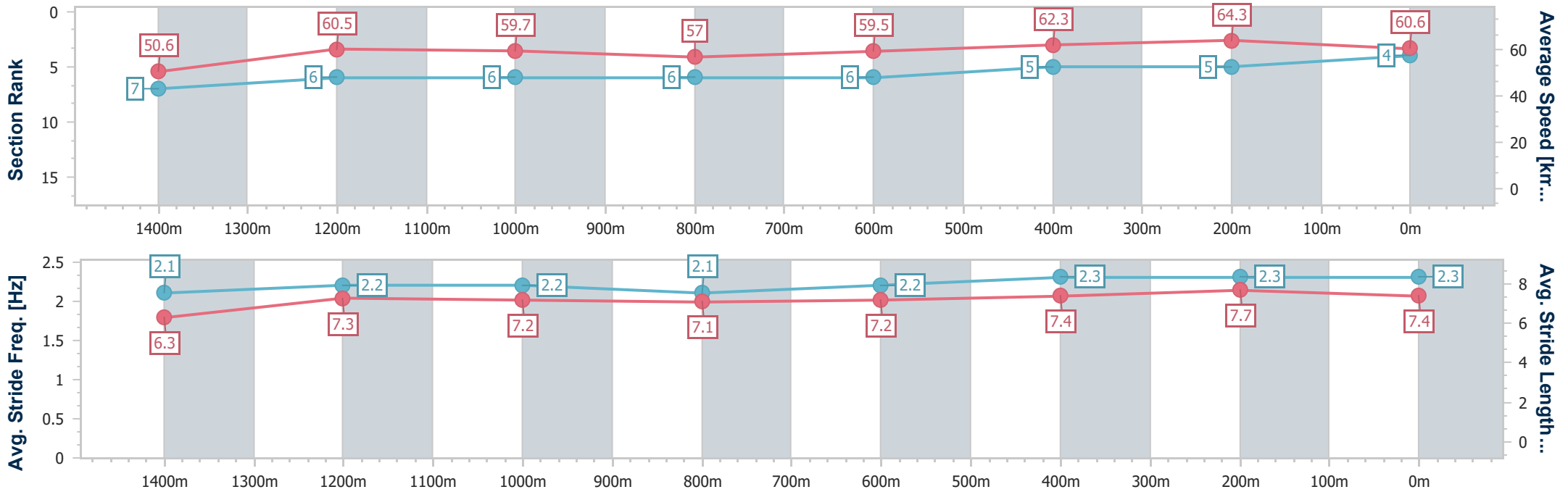
Horse/Jockey Name	Northern Pride
Final Rank	4
Fastest Section Time (Section)	0:11.21 (400m)
Top Speed [km/h] (Section)	65.2 (400m)
Race State	Finished



Sunshine Coast QLD Professional
 Race 5: COASTLINE BMW BENCHMARK 62 Handicap - 1600m
 29 September 2023 - 19:30
 Track Rating: Good 4, Weather: Fine, Rail Position: +4m



Section	Overall	1400m	1200m	1000m	800m	600m	400m	200m
Section Times	1:38.00 [4] (0:14.23)	1:23.77 [7] (0:11.97)	1:11.80 [6] (0:12.10)	0:59.70 [6] (0:12.70)	0:47.00 [6] (0:12.24)	0:34.76 [6] (0:11.67)	0:23.09 [5] (0:11.21)	0:11.88 [5] (0:11.88)
Average Speed [km/h]	50.6	60.5	59.7	57.0	59.5	62.3	64.3	60.6
Top Speed [km/h]	61.4	61.0	60.8	58.9	61.2	64.9	65.2	62.8
Avg. Dist. to Rail [m]	4.0	2.4	2.3	2.1	2.1	1.6	5.7	7.4
Avg. Stride Freq. [Hz]	2.1	2.2	2.2	2.1	2.2	2.3	2.3	2.3
Avg. Stride Length [m]	6.3	7.3	7.2	7.1	7.2	7.4	7.7	7.4



- [] Ranking at each section and finish
- .-.- No data available at this section
- NA No data available



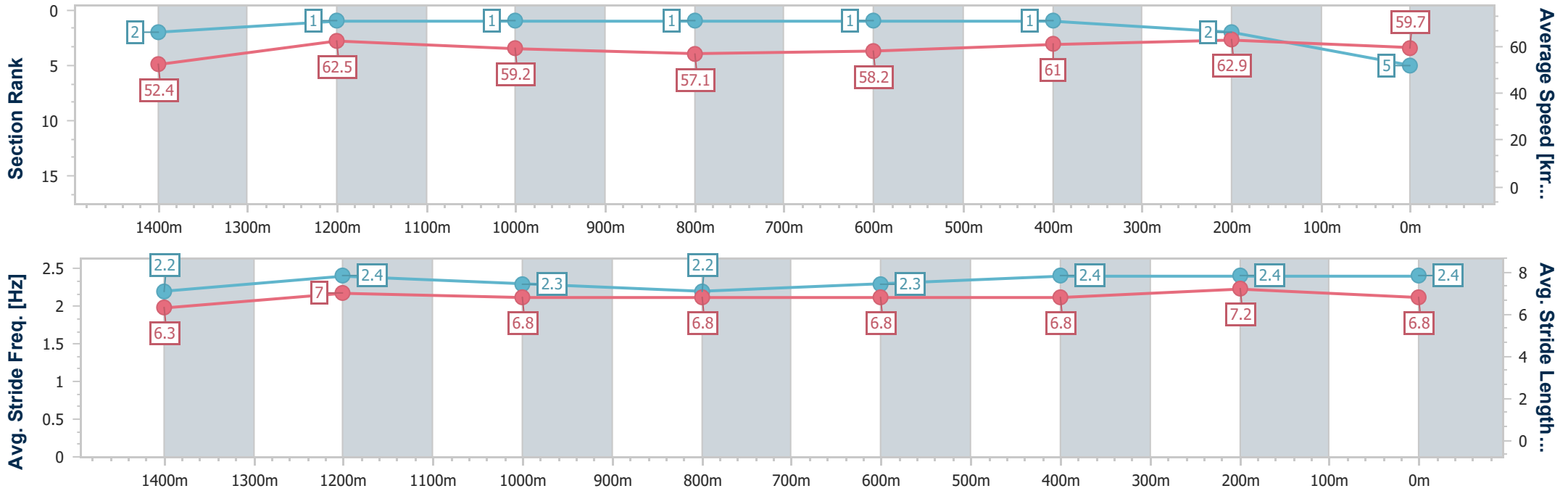
Horse/Jockey Name	Wicked'n' Lovin'it
Final Rank	5
Fastest Section Time (Section)	0:11.45 (400m)
Top Speed [km/h] (Section)	64.4 (Overall)
Race State	Finished



Sunshine Coast QLD Professional
 Race 5: COASTLINE BMW BENCHMARK 62 Handicap - 1600m
 29 September 2023 - 19:30
 Track Rating: Good 4, Weather: Fine, Rail Position: +4m



Section	Overall	1400m	1200m	1000m	800m	600m	400m	200m
Section Times	1:38.03 [5] (0:13.75)	1:24.28 [2] (0:11.61)	1:12.67 [1] (0:12.18)	1:00.49 [1] (0:12.67)	0:47.82 [1] (0:12.48)	0:35.34 [1] (0:11.82)	0:23.52 [1] (0:11.45)	0:12.07 [2] (0:12.07)
Average Speed [km/h]	52.4	62.5	59.2	57.1	58.2	61.0	62.9	59.7
Top Speed [km/h]	64.4	64.4	61.6	58.6	59.5	62.9	63.5	62.2
Avg. Dist. to Rail [m]	11.3	4.4	2.2	2.1	1.3	0.3	1.6	2.5
Avg. Stride Freq. [Hz]	2.2	2.4	2.3	2.2	2.3	2.4	2.4	2.4
Avg. Stride Length [m]	6.3	7.0	6.8	6.8	6.8	6.8	7.2	6.8



- [] Ranking at each section and finish
- .-.-.- No data available at this section
- NA No data available



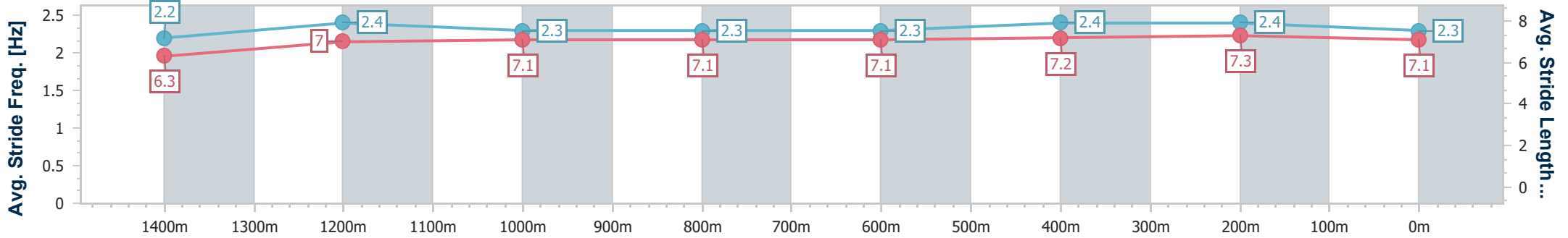
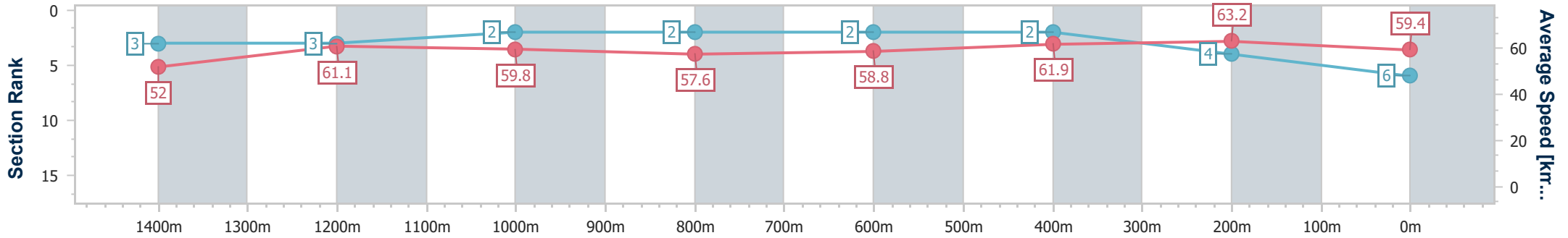
Horse/Jockey Name	Soarhi
Final Rank	6
Fastest Section Time (Section)	0:11.39 (400m)
Top Speed [km/h] (Section)	64.8 (400m)
Race State	Finished



Sunshine Coast QLD Professional
 Race 5: COASTLINE BMW BENCHMARK 62 Handicap - 1600m
 29 September 2023 - 19:30
 Track Rating: Good 4, Weather: Fine, Rail Position: +4m



Section	Overall	1400m	1200m	1000m	800m	600m	400m	200m
Section Times	1:38.13 [6] (0:13.83)	1:24.30 [3] (0:11.90)	1:12.40 [3] (0:12.07)	1:00.33 [2] (0:12.61)	0:47.72 [2] (0:12.45)	0:35.27 [2] (0:11.75)	0:23.52 [2] (0:11.39)	0:12.13 [4] (0:12.13)
Average Speed [km/h]	52.0	61.1	59.8	57.6	58.8	61.9	63.2	59.4
Top Speed [km/h]	63.0	62.6	61.9	58.3	61.1	64.4	64.8	62.2
Avg. Dist. to Rail [m]	5.7	3.5	3.6	3.2	2.7	1.9	4.5	5.5
Avg. Stride Freq. [Hz]	2.2	2.4	2.3	2.3	2.3	2.4	2.4	2.3
Avg. Stride Length [m]	6.3	7.0	7.1	7.1	7.1	7.2	7.3	7.1



- [] Ranking at each section and finish
- .-.- No data available at this section
- NA No data available



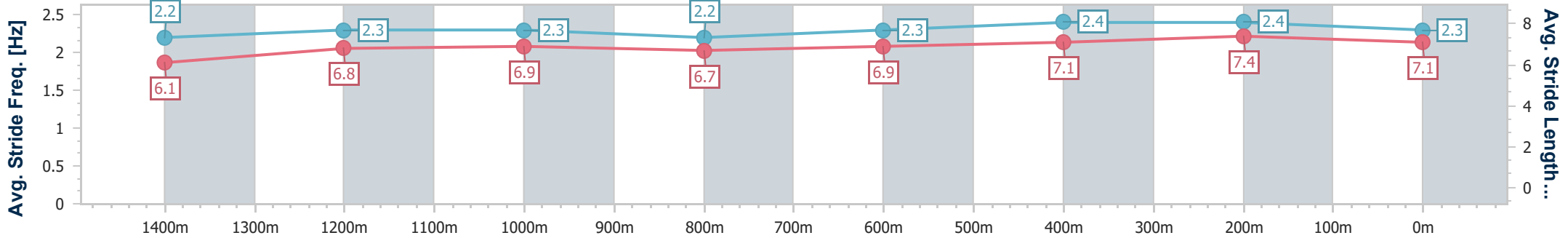
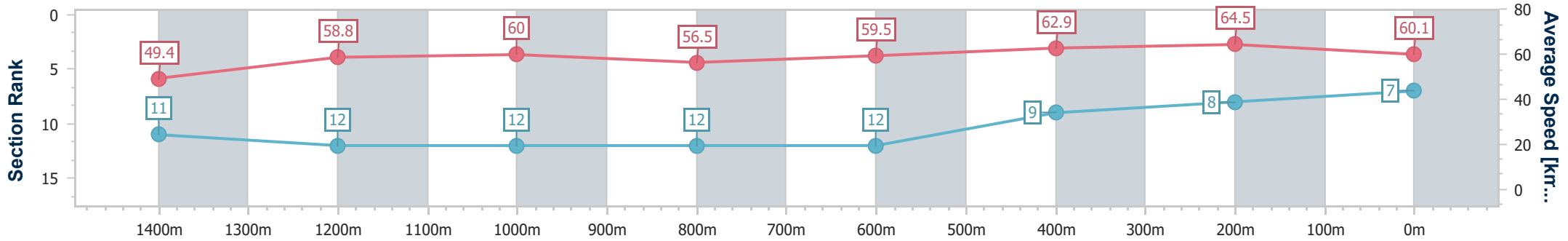
Horse/Jockey Name	Toni Too
Final Rank	7
Fastest Section Time (Section)	0:11.18 (400m)
Top Speed [km/h] (Section)	65.6 (400m)
Race State	Finished



Sunshine Coast QLD Professional
 Race 5: COASTLINE BMW BENCHMARK 62 Handicap - 1600m
 29 September 2023 - 19:30
 Track Rating: Good 4, Weather: Fine, Rail Position: +4m



Section	Overall	1400m	1200m	1000m	800m	600m	400m	200m
Section Times	1:38.52 [7] (0:14.59)	1:23.93 [11] (0:12.31)	1:11.62 [12] (0:12.04)	0:59.58 [12] (0:12.79)	0:46.79 [12] (0:12.17)	0:34.62 [12] (0:11.47)	0:23.15 [9] (0:11.18)	0:11.97 [8] (0:11.97)
Average Speed [km/h]	49.4	58.8	60.0	56.5	59.5	62.9	64.5	60.1
Top Speed [km/h]	61.9	61.3	61.4	61.3	62.0	63.6	65.6	62.9
Avg. Dist. to Rail [m]	7.3	2.3	2.2	2.0	1.1	0.5	4.6	5.2
Avg. Stride Freq. [Hz]	2.2	2.3	2.3	2.2	2.3	2.4	2.4	2.3
Avg. Stride Length [m]	6.1	6.8	6.9	6.7	6.9	7.1	7.4	7.1



- [] Ranking at each section and finish
- .-.- No data available at this section
- NA No data available



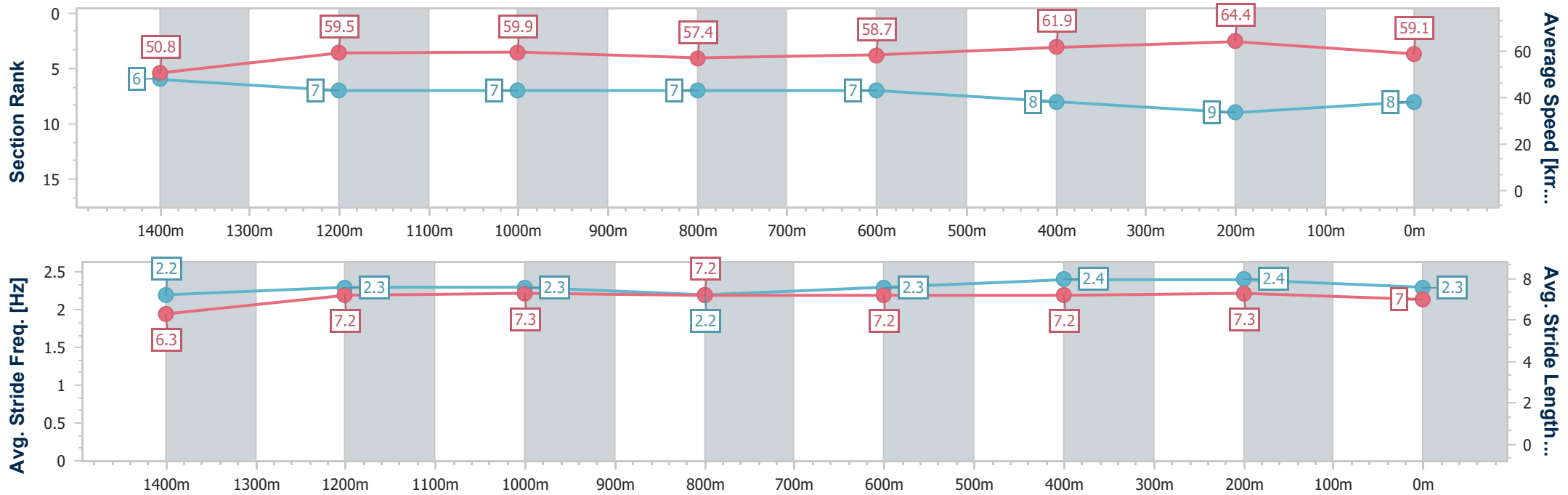
Horse/Jockey Name	Lean In
Final Rank	8
Fastest Section Time (Section)	0:11.21 (400m)
Top Speed [km/h] (Section)	65.4 (400m)
Race State	Finished



Sunshine Coast QLD Professional
 Race 5: COASTLINE BMW BENCHMARK 62 Handicap - 1600m
 29 September 2023 - 19:30
 Track Rating: Good 4, Weather: Fine, Rail Position: +4m



Section	Overall	1400m	1200m	1000m	800m	600m	400m	200m
Section Times	1:38.76 [8] (0:14.21)	1:24.55 [6] (0:12.18)	1:12.37 [7] (0:12.07)	1:00.30 [7] (0:12.60)	0:47.70 [7] (0:12.41)	0:35.29 [7] (0:11.89)	0:23.40 [8] (0:11.21)	0:12.19 [9] (0:12.19)
Average Speed [km/h]	50.8	59.5	59.9	57.4	58.7	61.9	64.4	59.1
Top Speed [km/h]	62.2	61.0	61.1	58.6	61.6	64.7	65.4	62.2
Avg. Dist. to Rail [m]	6.1	3.1	2.5	1.9	2.1	3.9	8.8	9.3
Avg. Stride Freq. [Hz]	2.2	2.3	2.3	2.2	2.3	2.4	2.4	2.3
Avg. Stride Length [m]	6.3	7.2	7.3	7.2	7.2	7.2	7.3	7.0



- [] Ranking at each section and finish
- .-.- No data available at this section
- NA No data available



Horse/Jockey Name	Mooloolaba
Final Rank	9
Fastest Section Time (Section)	0:11.55 (400m)
Top Speed [km/h] (Section)	63.9 (400m)
Race State	Finished



Sunshine Coast QLD Professional

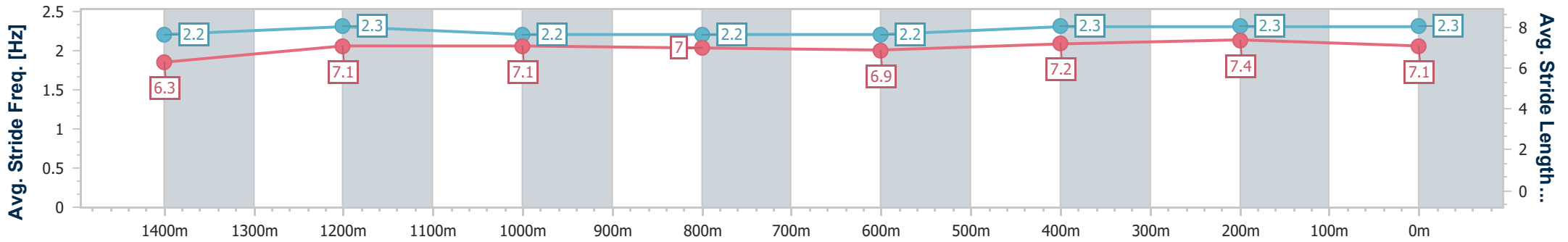
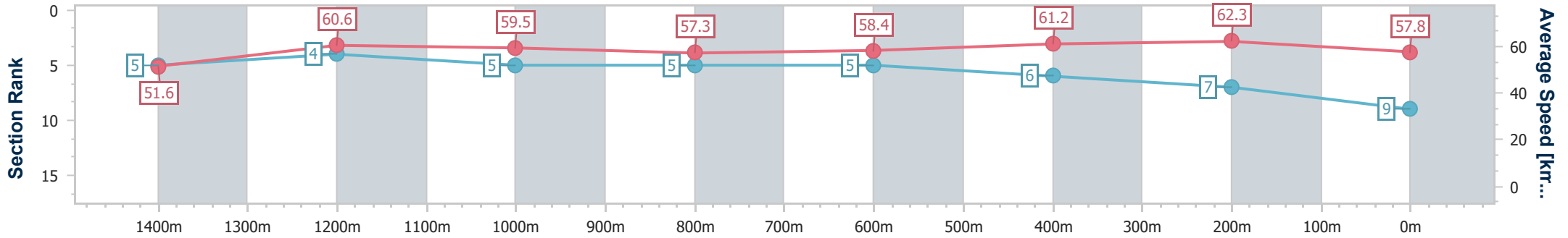
Race 5: COASTLINE BMW BENCHMARK 62 Handicap - 1600m



29 September 2023 - 19:30

Track Rating: Good 4, Weather: Fine, Rail Position: +4m

Section	Overall	1400m	1200m	1000m	800m	600m	400m	200m
Section Times	1:38.95 [9] (0:13.96)	1:24.99 [5] (0:11.96)	1:13.03 [4] (0:12.10)	1:00.93 [5] (0:12.64)	0:48.29 [5] (0:12.43)	0:35.86 [5] (0:11.85)	0:24.01 [6] (0:11.55)	0:12.46 [7] (0:12.46)
Average Speed [km/h]	51.6	60.6	59.5	57.3	58.4	61.2	62.3	57.8
Top Speed [km/h]	61.9	62.0	61.2	57.9	60.8	63.5	63.9	60.6
Avg. Dist. to Rail [m]	2.1	2.1	2.3	2.0	1.4	1.2	2.7	0.9
Avg. Stride Freq. [Hz]	2.2	2.3	2.2	2.2	2.2	2.3	2.3	2.3
Avg. Stride Length [m]	6.3	7.1	7.1	7.0	6.9	7.2	7.4	7.1



- [] Ranking at each section and finish
- .-.- No data available at this section
- NA No data available



Horse/Jockey Name	Endless Mystery
Final Rank	10
Fastest Section Time (Section)	0:11.37 (400m)
Top Speed [km/h] (Section)	64.5 (400m)
Race State	Finished



Sunshine Coast QLD Professional

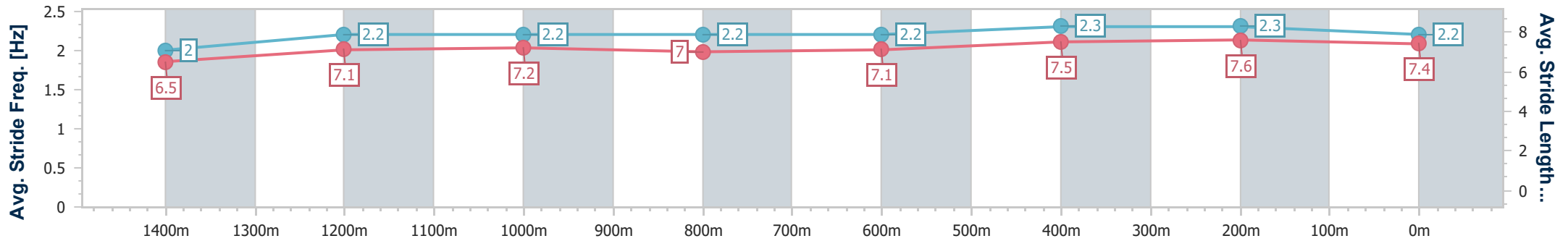
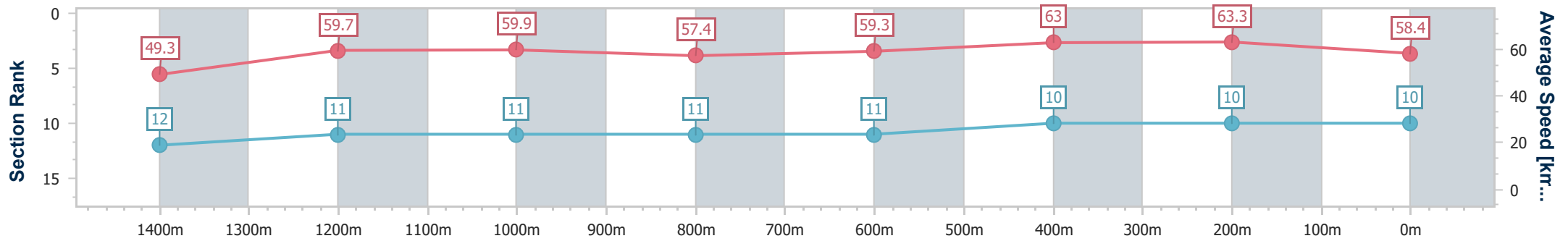
Race 5: COASTLINE BMW BENCHMARK 62 Handicap - 1600m



29 September 2023 - 19:30

Track Rating: Good 4, Weather: Fine, Rail Position: +4m

Section	Overall	1400m	1200m	1000m	800m	600m	400m	200m
Section Times	1:39.09 [10] (0:14.66)	1:24.43 [12] (0:12.17)	1:12.26 [11] (0:12.05)	1:00.21 [11] (0:12.65)	0:47.56 [11] (0:12.30)	0:35.26 [11] (0:11.56)	0:23.70 [10] (0:11.37)	0:12.33 [10] (0:12.33)
Average Speed [km/h]	49.3	59.7	59.9	57.4	59.3	63.0	63.3	58.4
Top Speed [km/h]	62.8	62.5	61.1	61.0	62.0	64.1	64.5	61.7
Avg. Dist. to Rail [m]	9.9	3.4	3.3	3.1	2.2	2.2	7.7	6.8
Avg. Stride Freq. [Hz]	2.0	2.2	2.2	2.2	2.2	2.3	2.3	2.2
Avg. Stride Length [m]	6.5	7.1	7.2	7.0	7.1	7.5	7.6	7.4



- [] Ranking at each section and finish
- .-.-.- No data available at this section
- NA No data available



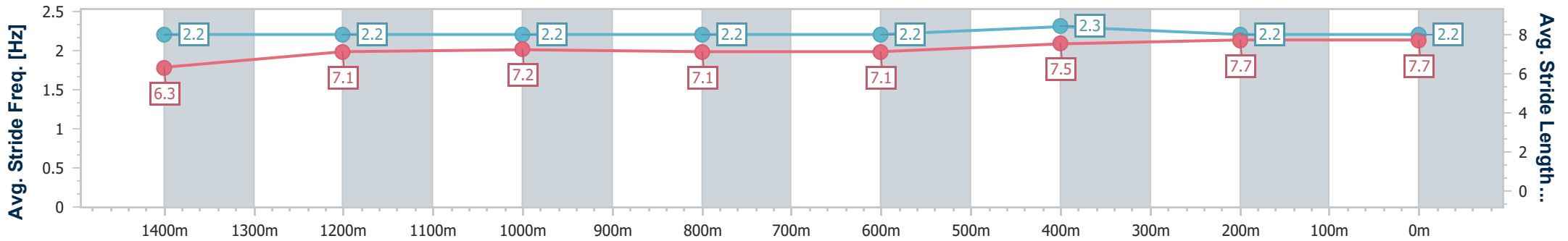
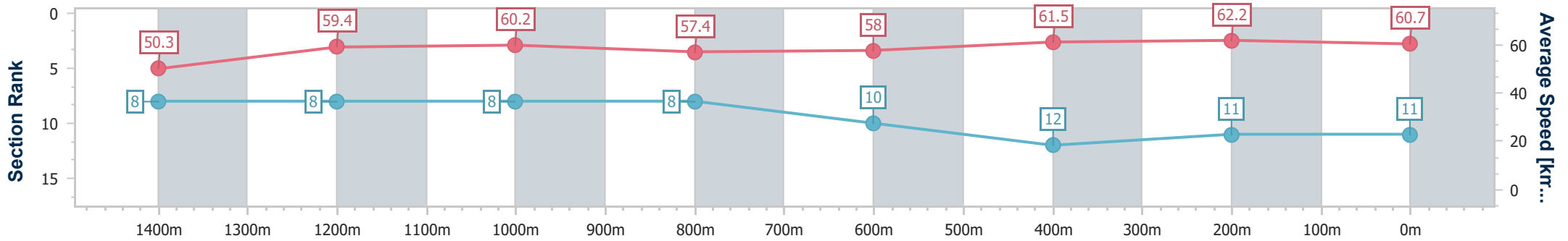
Horse/Jockey Name	Grand Shanghai
Final Rank	11
Fastest Section Time (Section)	0:11.57 (400m)
Top Speed [km/h] (Section)	62.8 (400m)
Race State	Finished



Sunshine Coast QLD Professional
 Race 5: COASTLINE BMW BENCHMARK 62 Handicap - 1600m
 29 September 2023 - 19:30
 Track Rating: Good 4, Weather: Fine, Rail Position: +4m



Section	Overall	1400m	1200m	1000m	800m	600m	400m	200m
Section Times	1:39.13 [11] (0:14.33)	1:24.80 [8] (0:12.21)	1:12.59 [8] (0:11.99)	1:00.60 [8] (0:12.64)	0:47.96 [8] (0:12.60)	0:35.36 [10] (0:11.90)	0:23.46 [12] (0:11.57)	0:11.89 [11] (0:11.89)
Average Speed [km/h]	50.3	59.4	60.2	57.4	58.0	61.5	62.2	60.7
Top Speed [km/h]	61.5	60.9	61.5	59.4	60.9	62.1	62.8	62.1
Avg. Dist. to Rail [m]	8.7	3.4	3.5	3.3	2.8	2.6	6.2	6.0
Avg. Stride Freq. [Hz]	2.2	2.2	2.2	2.2	2.2	2.3	2.2	2.2
Avg. Stride Length [m]	6.3	7.1	7.2	7.1	7.1	7.5	7.7	7.7



- [] Ranking at each section and finish
- .-.- No data available at this section
- NA No data available



Horse/Jockey Name	Buon Acquisto
Final Rank	12
Fastest Section Time (Section)	0:11.66 (400m)
Top Speed [km/h] (Section)	64.1 (400m)
Race State	Finished



Sunshine Coast QLD Professional

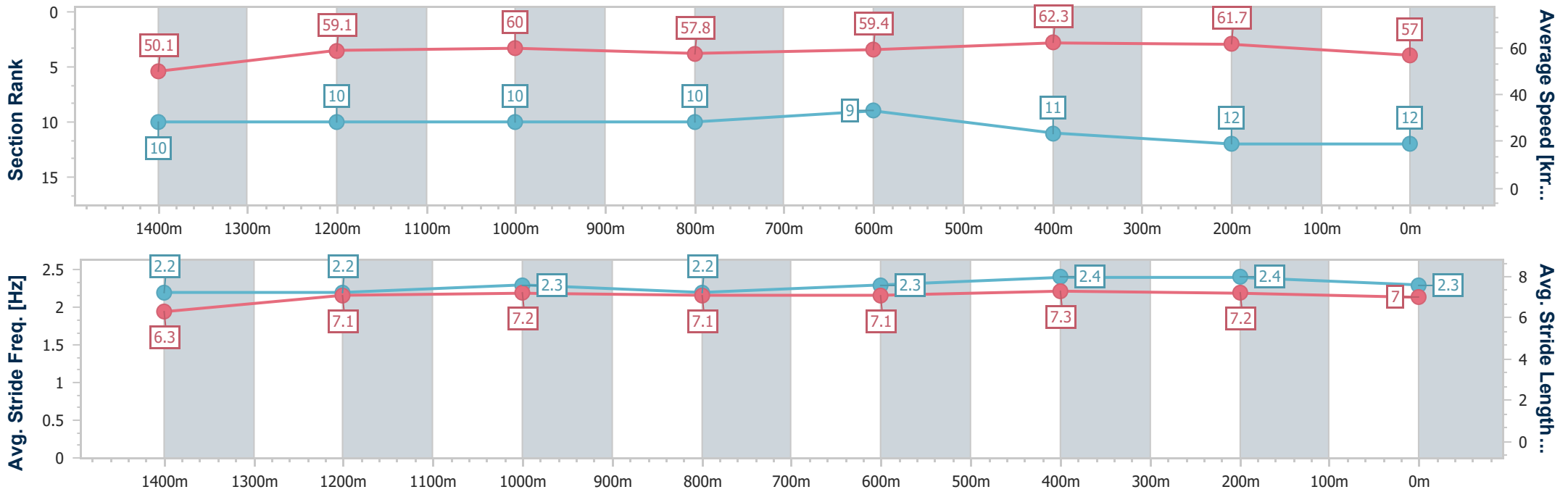
Race 5: COASTLINE BMW BENCHMARK 62 Handicap - 1600m



29 September 2023 - 19:30

Track Rating: Good 4, Weather: Fine, Rail Position: +4m

Section	Overall	1400m	1200m	1000m	800m	600m	400m	200m					
Section Times	1:39.93 [12] (0:14.40)	1:25.53 [10] (0:12.32)	1:13.21 [10] (0:12.05)	1:01.16 [10] (0:12.62)	0:48.54 [10] (0:12.36)	0:36.18 [9] (0:11.86)	0:24.32 [11] (0:11.66)	0:12.66 [12] (0:12.66)					
Average Speed [km/h]	50.1	59.1	60.0	57.8	59.4	62.3	61.7	57.0					
Top Speed [km/h]	60.5	60.5	61.4	60.6	62.0	63.1	64.1	59.9					
Avg. Dist. to Rail [m]	10.8	5.0	4.5	4.3	3.6	4.3	10.2	9.6					
Avg. Stride Freq. [Hz]	2.2	2.2	2.3	2.2	2.3	2.4	2.4	2.3					
Avg. Stride Length [m]	6.3	7.1	7.2	7.1	7.1	7.3	7.2	7.0					



- [] Ranking at each section and finish
- .-.- No data available at this section
- NA No data available