

Track Rating: Good 4, Weather: Fine, Rail Position: +4m

Section		Overall	800m	600m	400m	200m	Last 600m					
Field Times		0:57.72 (0:12.98)	0:44.74 (0:10.76)	0:33.98 (0:11.28)	0:22.70 (0:11.21)	0:11.49 (0:11.49)	0:33.98					
Rank	TAB Horse/Jockey	Barrier	Top Speed [km/h]	Fastest Section	Margin					Distance Travelled [m]		
1	5 YOU'LL BE MIST Luke Tarrant	7	70.1 400m	0:10.42 400m	0:57.72 [1] (0:13.63)	0:44.09 [7] (0:10.87)	0:33.22 [7] (0:11.34)	0:21.88 [7] (0:10.42)	0:11.46 [3] (0:11.46)	0:57.72	0:33.22	
2	8 LIME SODA Ashley Morgan	6	68.0 Overall	0:10.80 400m	0:57.86 [2] (0:13.30)	0:44.56 [4] (0:10.99)	0:33.57 [5] (0:11.16)	0:22.41 [4] (0:10.80)	0:11.61 [2] (0:11.61)	0.8L	0:33.57	+0
3	2 KINGSTON'S HERE James Orman	3	69.6 800m	0:10.74 800m	0:57.94 [3] (0:13.40)	0:44.54 [5] (0:10.74)	0:33.80 [4] (0:11.41)	0:22.39 [5] (0:10.96)	0:11.43 [6] (0:11.43)	1.2L	0:33.80	+1
4	3 OVIDIUS Montanna Savva	4	68.3 800m	0:10.84 400m	0:58.00 [4] (0:13.44)	0:44.56 [6] (0:10.86)	0:33.70 [6] (0:11.26)	0:22.44 [6] (0:10.84)	0:11.60 [5] (0:11.60)	1.4L	0:33.70	+1
5	7 MORT DOYLE Georgina Cartwright	2	70.1 800m	0:10.76 800m	0:58.08 [5] (0:12.98)	0:45.10 [1] (0:10.76)	0:34.34 [1] (0:11.28)	0:23.06 [1] (0:11.21)	0:11.85 [1] (0:11.85)	1.7L	0:34.34	-1
6	1 EASY SINGLE Damien Thornton	1	69.4 Overall	0:10.94 400m	0:58.28 [6] (0:13.08)	0:45.20 [2] (0:10.96)	0:34.24 [3] (0:11.34)	0:22.90 [2] (0:10.94)	0:11.96 [4] (0:11.96)	2.7L	0:34.24	+0
7	4 KAVAK Bailey Wheeler	8	69.0 800m	0:10.89 800m	0:58.46 [7] (0:13.13)	0:45.33 [3] (0:10.89)	0:34.44 [2] (0:11.38)	0:23.06 [3] (0:11.13)	0:11.93 [7] (0:11.93)	3.7L	0:34.44	+2

Scratched: Maximum Output (#6)



Horse/Jockey Name	You'll Be Mist
Final Rank	1
Fastest Section Time (Section)	0:10.42 (400m)
Top Speed [km/h] (Section)	70.1 (400m)
Race State	Finished



Sunshine Coast QLD Professional

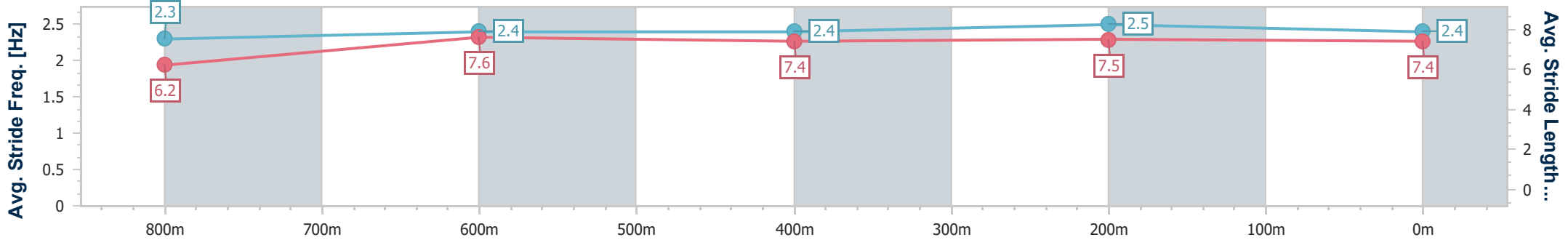
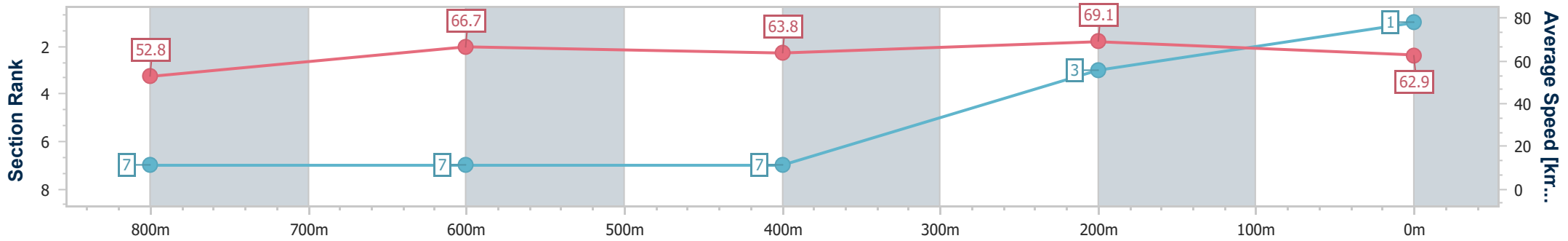
Race 2: 91.1 HOT FM OPEN Handicap - 1000m

29 September 2023 - 18:00

Track Rating: Good 4, Weather: Fine, Rail Position: +4m



Section	Overall	800m	600m	400m	200m
Section Times	0:57.72 [1] (0:13.63)	0:44.09 [7] (0:10.87)	0:33.22 [7] (0:11.34)	0:21.88 [7] (0:10.42)	0:11.46 [3] (0:11.46)
Average Speed [km/h]	52.8	66.7	63.8	69.1	62.9
Top Speed [km/h]	67.9	68.5	67.8	70.1	67.7
Avg. Dist. to Rail [m]	6.1	1.6	0.8	6.6	5.7
Avg. Stride Freq. [Hz]	2.3	2.4	2.4	2.5	2.4
Avg. Stride Length [m]	6.2	7.6	7.4	7.5	7.4



- [] Ranking at each section and finish
- .-.- No data available at this section
- NA No data available



Horse/Jockey Name	Lime Soda
Final Rank	2
Fastest Section Time (Section)	0:10.80 (400m)
Top Speed [km/h] (Section)	68.0 (Overall)
Race State	Finished



Sunshine Coast QLD Professional

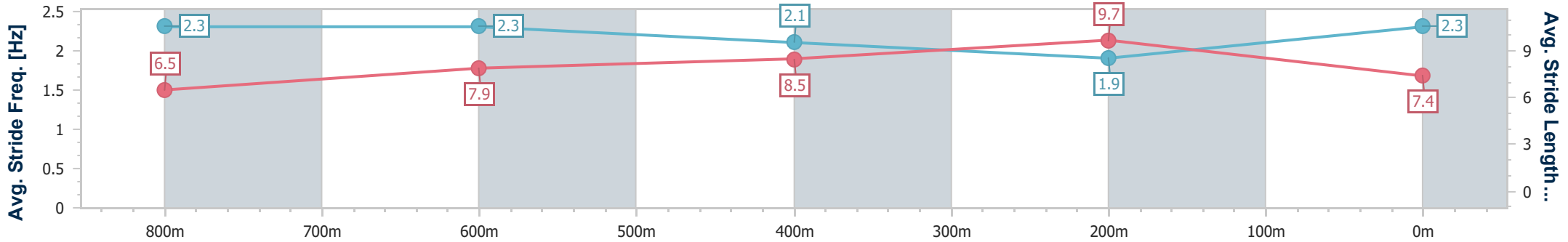
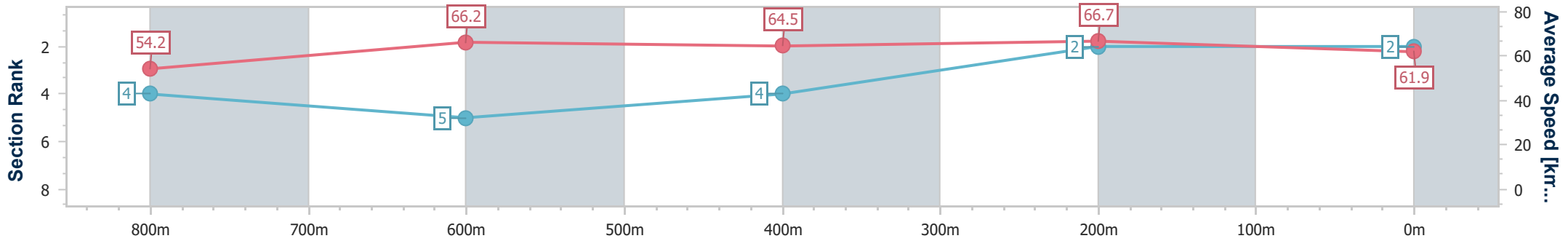
Race 2: 91.1 HOT FM OPEN Handicap - 1000m

29 September 2023 - 18:00

Track Rating: Good 4, Weather: Fine, Rail Position: +4m



Section	Overall	800m	600m	400m	200m
Section Times	0:57.86 [2] (0:13.30)	0:44.56 [4] (0:10.99)	0:33.57 [5] (0:11.16)	0:22.41 [4] (0:10.80)	0:11.61 [2] (0:11.61)
Average Speed [km/h]	54.2	66.2	64.5	66.7	61.9
Top Speed [km/h]	68.0	68.0	66.3	67.9	66.4
Avg. Dist. to Rail [m]	5.9	2.5	0.5	1.9	3.4
Avg. Stride Freq. [Hz]	2.3	2.3	2.1	1.9	2.3
Avg. Stride Length [m]	6.5	7.9	8.5	9.7	7.4



- [] Ranking at each section and finish
- .-.- No data available at this section
- NA No data available



Horse/Jockey Name	Kingston's Here
Final Rank	3
Fastest Section Time (Section)	0:10.74 (800m)
Top Speed [km/h] (Section)	69.6 (800m)
Race State	Finished



Sunshine Coast QLD Professional

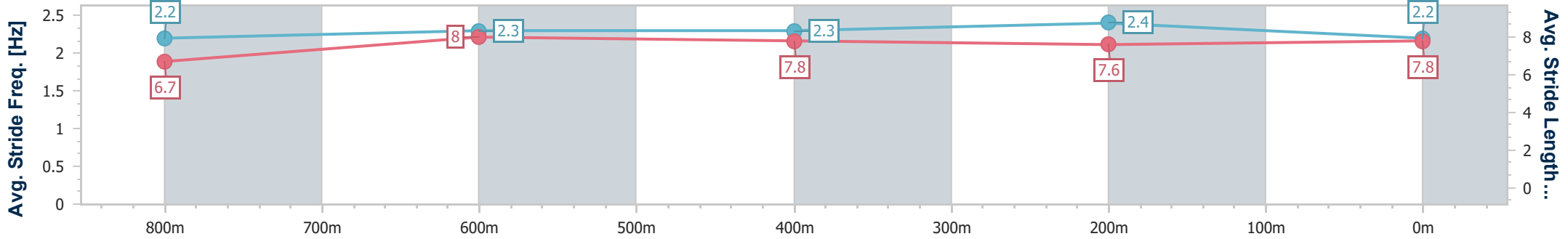
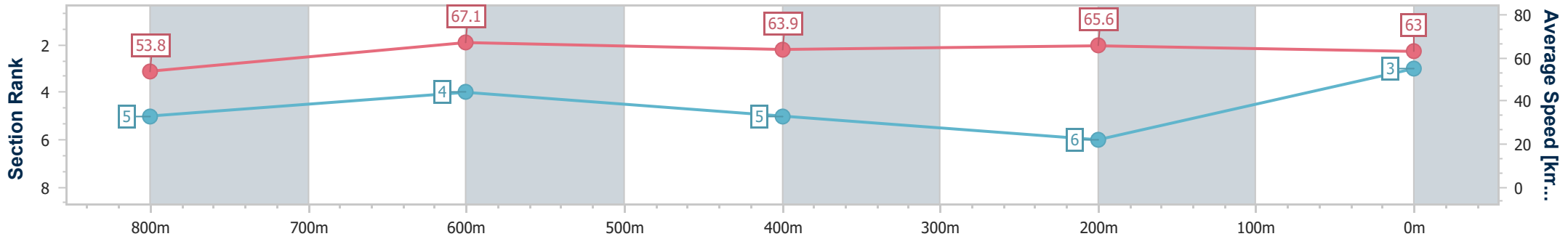
Race 2: 91.1 HOT FM OPEN Handicap - 1000m

29 September 2023 - 18:00

Track Rating: Good 4, Weather: Fine, Rail Position: +4m



Section	Overall	800m	600m	400m	200m
Section Times	0:57.94 [3] (0:13.40)	0:44.54 [5] (0:10.74)	0:33.80 [4] (0:11.41)	0:22.39 [5] (0:10.96)	0:11.43 [6] (0:11.43)
Average Speed [km/h]	53.8	67.1	63.9	65.6	63.0
Top Speed [km/h]	68.0	69.6	65.8	66.5	65.3
Avg. Dist. to Rail [m]	3.8	0.7	1.9	7.6	7.7
Avg. Stride Freq. [Hz]	2.2	2.3	2.3	2.4	2.2
Avg. Stride Length [m]	6.7	8.0	7.8	7.6	7.8



- [] Ranking at each section and finish
- .-.- No data available at this section
- NA No data available



Horse/Jockey Name	Ovidius
Final Rank	4
Fastest Section Time (Section)	0:10.84 (400m)
Top Speed [km/h] (Section)	68.3 (800m)
Race State	Finished



Sunshine Coast QLD Professional

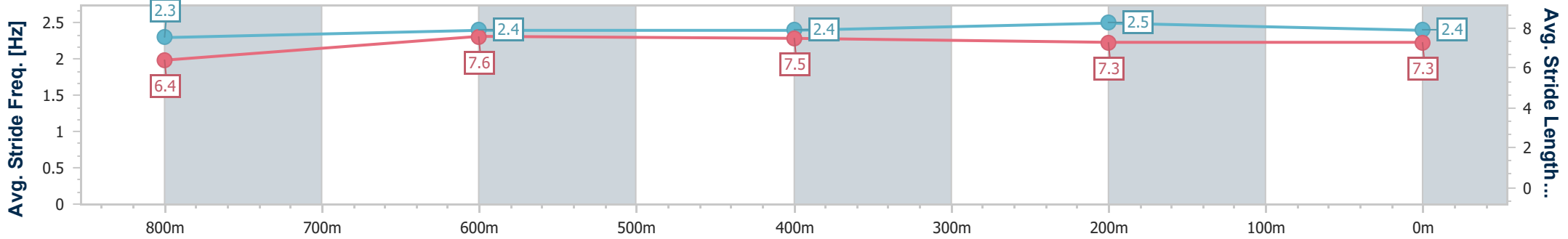
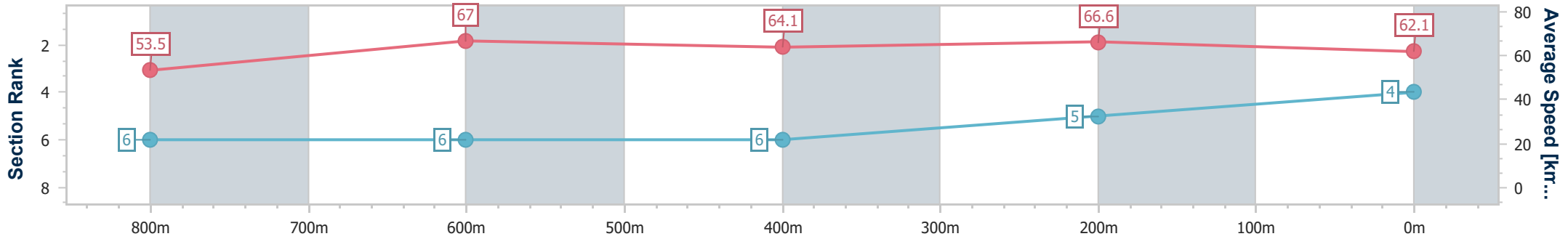
Race 2: 91.1 HOT FM OPEN Handicap - 1000m

29 September 2023 - 18:00

Track Rating: Good 4, Weather: Fine, Rail Position: +4m



Section	Overall	800m	600m	400m	200m
Section Times	0:58.00 [4] (0:13.44)	0:44.56 [6] (0:10.86)	0:33.70 [6] (0:11.26)	0:22.44 [6] (0:10.84)	0:11.60 [5] (0:11.60)
Average Speed [km/h]	53.5	67.0	64.1	66.6	62.1
Top Speed [km/h]	67.5	68.3	66.6	67.6	66.4
Avg. Dist. to Rail [m]	5.2	2.4	1.1	6.7	7.7
Avg. Stride Freq. [Hz]	2.3	2.4	2.4	2.5	2.4
Avg. Stride Length [m]	6.4	7.6	7.5	7.3	7.3



- [] Ranking at each section and finish
- .-.- No data available at this section
- NA No data available



Horse/Jockey Name	Mort Doyle
Final Rank	5
Fastest Section Time (Section)	0:10.76 (800m)
Top Speed [km/h] (Section)	70.1 (800m)
Race State	Finished



Sunshine Coast QLD Professional

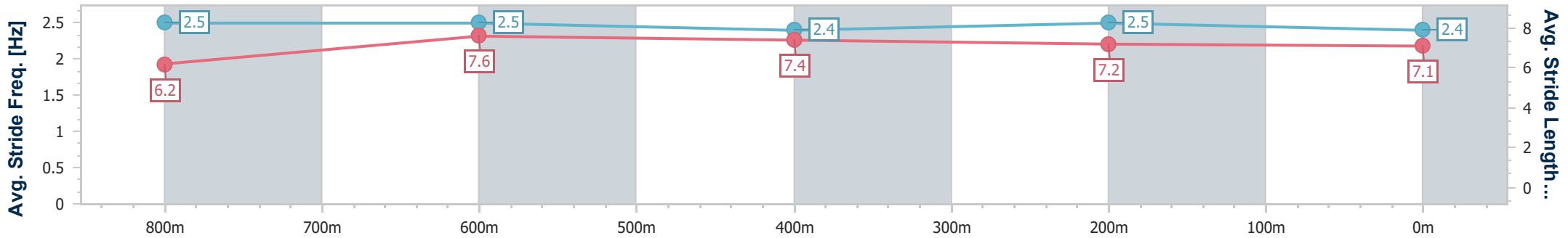
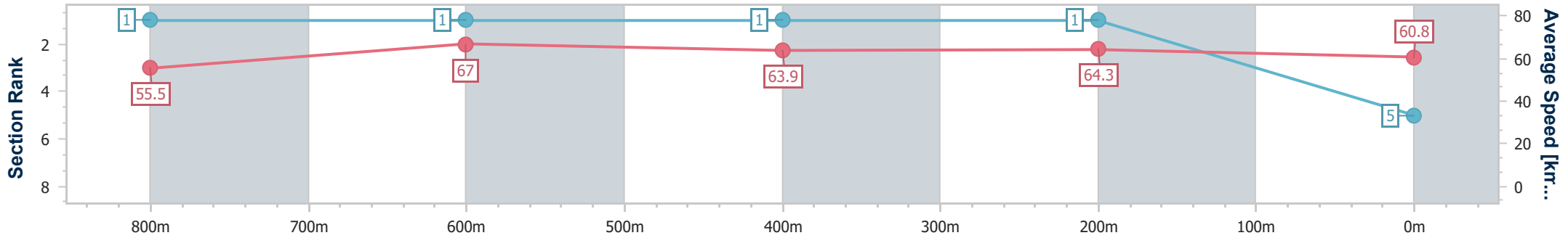
Race 2: 91.1 HOT FM OPEN Handicap - 1000m

29 September 2023 - 18:00

Track Rating: Good 4, Weather: Fine, Rail Position: +4m



Section	Overall	800m	600m	400m	200m
Section Times	0:58.08 [5] (0:12.98)	0:45.10 [1] (0:10.76)	0:34.34 [1] (0:11.28)	0:23.06 [1] (0:11.21)	0:11.85 [1] (0:11.85)
Average Speed [km/h]	55.5	67.0	63.9	64.3	60.8
Top Speed [km/h]	69.8	70.1	64.5	64.9	64.3
Avg. Dist. to Rail [m]	3.8	1.5	0.3	4.3	4.8
Avg. Stride Freq. [Hz]	2.5	2.5	2.4	2.5	2.4
Avg. Stride Length [m]	6.2	7.6	7.4	7.2	7.1



- [] Ranking at each section and finish
- .-.- No data available at this section
- NA No data available



Horse/Jockey Name	Easy Single
Final Rank	6
Fastest Section Time (Section)	0:10.94 (400m)
Top Speed [km/h] (Section)	69.4 (Overall)
Race State	Finished



Sunshine Coast QLD Professional

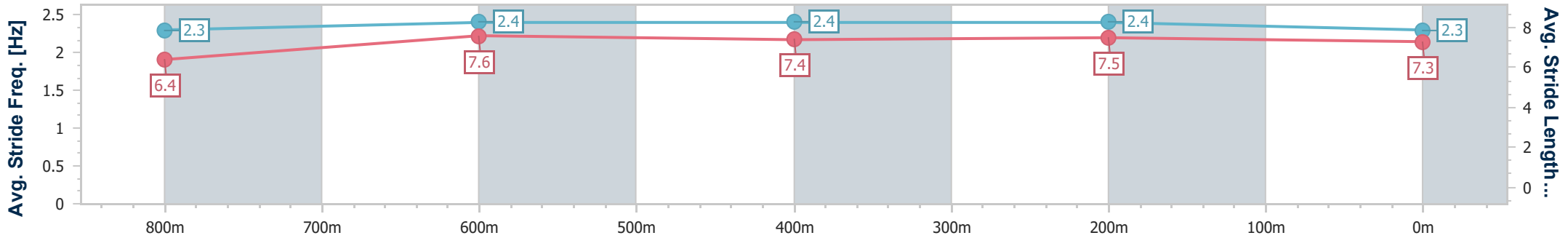
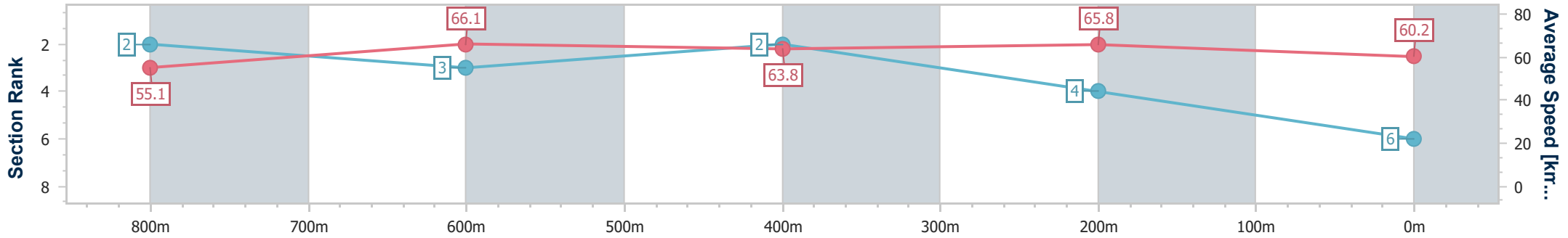
Race 2: 91.1 HOT FM OPEN Handicap - 1000m

29 September 2023 - 18:00

Track Rating: Good 4, Weather: Fine, Rail Position: +4m



Section	Overall	800m	600m	400m	200m
Section Times	0:58.28 [6] (0:13.08)	0:45.20 [2] (0:10.96)	0:34.24 [3] (0:11.34)	0:22.90 [2] (0:10.94)	0:11.96 [4] (0:11.96)
Average Speed [km/h]	55.1	66.1	63.8	65.8	60.2
Top Speed [km/h]	69.4	69.3	64.4	66.7	63.8
Avg. Dist. to Rail [m]	2.9	2.0	0.8	1.6	2.2
Avg. Stride Freq. [Hz]	2.3	2.4	2.4	2.4	2.3
Avg. Stride Length [m]	6.4	7.6	7.4	7.5	7.3



- [] Ranking at each section and finish
- .-.- No data available at this section
- NA No data available



Horse/Jockey Name	Kavak
Final Rank	7
Fastest Section Time (Section)	0:10.89 (800m)
Top Speed [km/h] (Section)	69.0 (800m)
Race State	Finished



Sunshine Coast QLD Professional

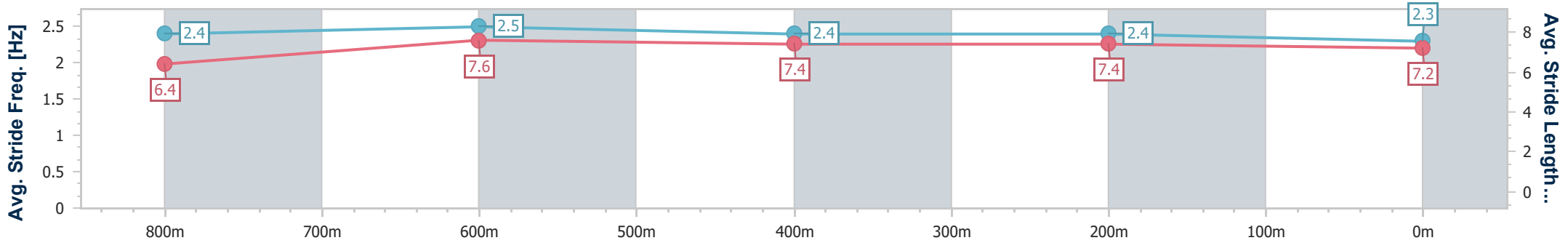
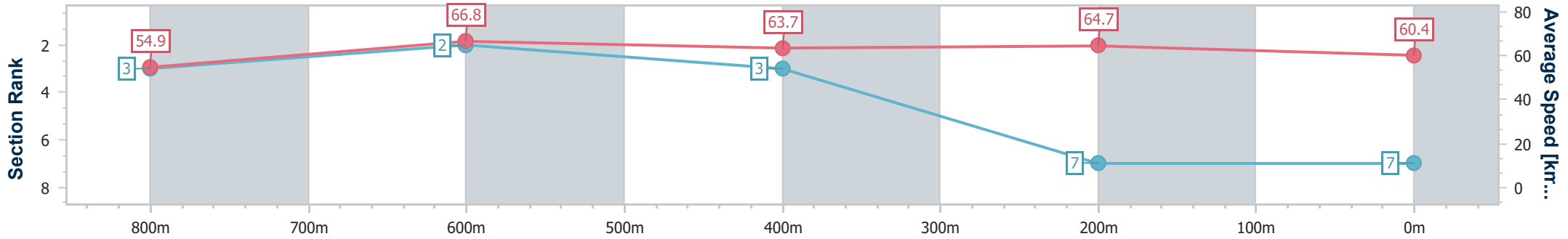
Race 2: 91.1 HOT FM OPEN Handicap - 1000m

29 September 2023 - 18:00

Track Rating: Good 4, Weather: Fine, Rail Position: +4m



Section	Overall	800m	600m	400m	200m
Section Times	0:58.46 [7] (0:13.13)	0:45.33 [3] (0:10.89)	0:34.44 [2] (0:11.38)	0:23.06 [3] (0:11.13)	0:11.93 [7] (0:11.93)
Average Speed [km/h]	54.9	66.8	63.7	64.7	60.4
Top Speed [km/h]	68.9	69.0	66.1	66.1	62.9
Avg. Dist. to Rail [m]	7.1	3.2	1.3	3.6	4.4
Avg. Stride Freq. [Hz]	2.4	2.5	2.4	2.4	2.3
Avg. Stride Length [m]	6.4	7.6	7.4	7.4	7.2



- [] Ranking at each section and finish
- .-.- No data available at this section
- NA No data available