



Ipswich QLD Professional

Race 4: VINCE INSURANCE Class 1 Plate - 1350m

25 September 2023 - 14:28



Track Rating: Good 4, Weather: Fine, Rail Position: +10m Entire

Section												Last 600m	
Field Times												0:35.10	
					Overall	1200m	1000m	800m	600m	400m			
					1:21.19 (0:11.10)	1:10.09 (0:11.32)	0:58.77 (0:11.73)	0:47.04 (0:11.94)	0:35.10 (0:11.75)	0:23.35 (0:11.65)			
Rank	TAB	Horse/Jockey	Barrier	Top Speed [km/h]	Fastest Section							Distance Travelled [m]	
1	2	BASSAC LANE James Orman	7	65.8 1200m	0:11.21 Overall	1:21.19 [1] (0:11.21)	1:09.98 [2] (0:11.24)	0:58.74 [2] (0:11.73)	0:47.01 [2] (0:12.00)	0:35.01 [2] (0:11.69)	0:23.32 [2] (0:11.66)	0:35.01	
2	4	CLUSTER'S REIN Anthony Allen	2	63.5 1200m	0:11.22 Overall	1:21.21 [2] (0:11.22)	1:09.99 [3] (0:11.46)	0:58.53 [5] (0:11.75)	0:46.78 [5] (0:11.97)	0:34.81 [5] (0:11.65)	0:23.16 [3] (0:11.64)	0:34.81	-6
3	9	PROSPETTIVA Jaden Lloyd	4	64.5 1200m	0:11.31 1200m	1:21.50 [3] (0:11.35)	1:10.15 [5] (0:11.31)	0:58.84 [4] (0:11.74)	0:47.10 [4] (0:11.97)	0:35.13 [4] (0:11.76)	0:23.37 [4] (0:11.73)	0:35.13	-1
4	8	JESTER STATEMENT Chris Meehan	5	65.4 1200m	0:11.25 1200m	1:21.77 [4] (0:11.70)	1:10.07 [8] (0:11.25)	0:58.82 [8] (0:11.80)	0:47.02 [8] (0:11.98)	0:35.04 [8] (0:11.74)	0:23.30 [8] (0:11.62)	0:35.04	-3
5	5	EPAUVESCENT Larry Cassidy	3	64.0 1200m	0:11.10 Overall	1:21.80 [5] (0:11.10)	1:10.70 [1] (0:11.32)	0:59.38 [1] (0:11.73)	0:47.65 [1] (0:11.94)	0:35.71 [1] (0:11.75)	0:23.96 [1] (0:11.65)	0:35.71	-5
6	10	TEE CEE TIGER Karl Zechner	6	63.9 1000m	0:11.43 1200m	1:22.29 [6] (0:11.45)	1:10.84 [7] (0:11.43)	0:59.41 [6] (0:11.68)	0:47.73 [6] (0:11.96)	0:35.77 [6] (0:11.81)	0:23.96 [6] (0:11.81)	0:35.77	+0
7	11	RUN RAMPANT Alisha Donald	10	63.5 1000m	0:11.35 Overall	1:22.69 [7] (0:11.35)	1:11.34 [6] (0:11.57)	0:59.77 [7] (0:11.65)	0:48.12 [7] (0:11.97)	0:36.15 [7] (0:11.83)	0:24.32 [7] (0:11.84)	0:36.15	+3
8	3	BIG TICKET BOY Georgina Cartwright	8	64.8 1200m	0:11.27 Overall	1:25.41 [8] (0:11.27)	1:14.14 [4] (0:11.31)	1:02.83 [3] (0:11.75)	0:51.08 [3] (0:11.95)	0:39.13 [3] (0:11.94)	0:27.19 [5] (0:13.27)	0:39.13	+5

Scratched: Ammand (#1), Rally (#6), Sennachie (#7), Flash Zariz (#12), Spill The Secret (#13)

[] Ranking at each section and finish
 -:-:- No data available at this section
 NA No data available

SCN Saddle cloth number
 DNF Did not finish
 DNT Did not track

Track Rating: Good 4, Weather: Fine, Rail Position: +10m Entire

Section				200m				Last 600m	
Field Times				0:11.70 (0:11.70)				0:35.10	
Rank	TAB	Horse/Jockey	Barrier	Top Speed [km/h]	Fastest Section	Margin			Distance Travelled [m]
1	2	BASSAC LANE James Orman	7	65.8 1200m	0:11.21 Overall	0:11.66 [2] (0:11.66)	1:21.19		0:35.01
2	4	CLUSTER'S REIN Anthony Allen	2	63.5 1200m	0:11.22 Overall	0:11.52 [3] (0:11.52)	0.2L		0:34.81 -6
3	9	PROSPETTIVA Jaden Lloyd	4	64.5 1200m	0:11.31 1200m	0:11.64 [4] (0:11.64)	1.7L		0:35.13 -1
4	8	JESTER STATEMENT Chris Meehan	5	65.4 1200m	0:11.25 1200m	0:11.68 [5] (0:11.68)	3.2L		0:35.04 -3
5	5	EPAUVESCENT Larry Cassidy	3	64.0 1200m	0:11.10 Overall	0:12.31 [1] (0:12.31)	3.4L		0:35.71 -5
6	10	TEE CEE TIGER Karl Zechner	6	63.9 1000m	0:11.43 1200m	0:12.15 [6] (0:12.15)	6.2L		0:35.77 +0
7	11	RUN RAMPANT Alisha Donald	10	63.5 1000m	0:11.35 Overall	0:12.48 [7] (0:12.48)	8.5L		0:36.15 +3
8	3	BIG TICKET BOY Georgina Cartwright	8	64.8 1200m	0:11.27 Overall	0:13.92 [8] (0:13.92)	24.3L		0:39.13 +5

Scratched: Ammand (#1), Rally (#6), Sennachie (#7), Flash Zariz (#12), Spill The Secret (#13)



Horse/Jockey Name	Bassac Lane
Final Rank	1
Fastest Section Time (Section)	0:11.21 (Overall)
Top Speed [km/h] (Section)	65.8 (1200m)
Race State	Finished



Ipswich QLD Professional

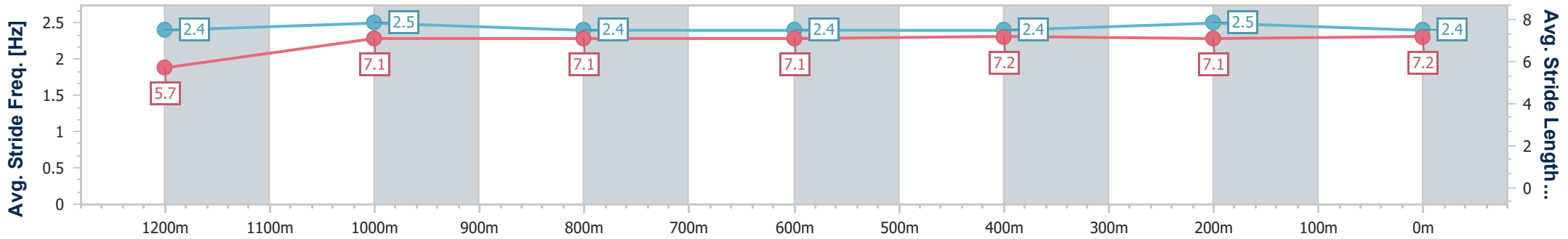
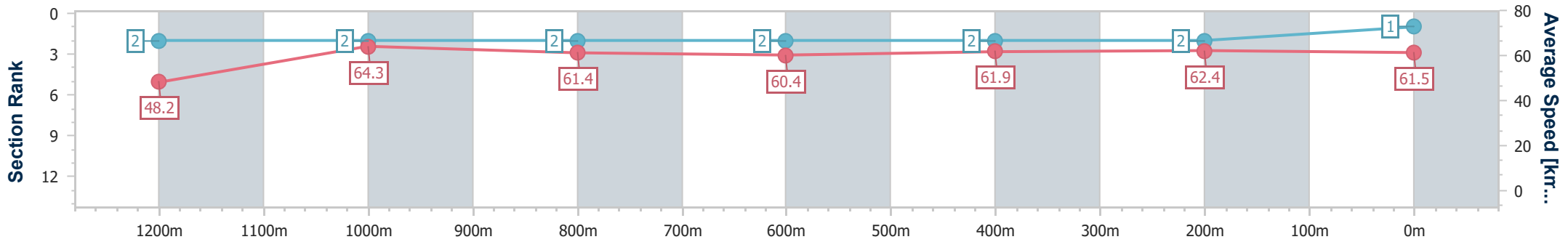
Race 4: VINCE INSURANCE Class 1 Plate - 1350m

25 September 2023 - 14:28



Track Rating: Good 4, Weather: Fine, Rail Position: +10m Entire

Section	Overall	1200m	1000m	800m	600m	400m	200m
Section Times	1:21.19 [1] (0:11.21)	1:09.98 [2] (0:11.24)	0:58.74 [2] (0:11.73)	0:47.01 [2] (0:12.00)	0:35.01 [2] (0:11.69)	0:23.32 [2] (0:11.66)	0:11.66 [2] (0:11.66)
Average Speed [km/h]	48.2	64.3	61.4	60.4	61.9	62.4	61.5
Top Speed [km/h]	64.1	65.8	62.7	61.1	63.3	63.9	63.6
Avg. Dist. to Rail [m]	4.1	2.2	0.5	1.6	1.2	3.1	2.6
Avg. Stride Freq. [Hz]	2.4	2.5	2.4	2.4	2.4	2.5	2.4
Avg. Stride Length [m]	5.7	7.1	7.1	7.1	7.2	7.1	7.2



- [] Ranking at each section and finish
- .-.- No data available at this section
- NA No data available



Horse/Jockey Name	Cluster's Rein
Final Rank	2
Fastest Section Time (Section)	0:11.22 (Overall)
Top Speed [km/h] (Section)	63.5 (1200m)
Race State	Finished



Ipswich QLD Professional

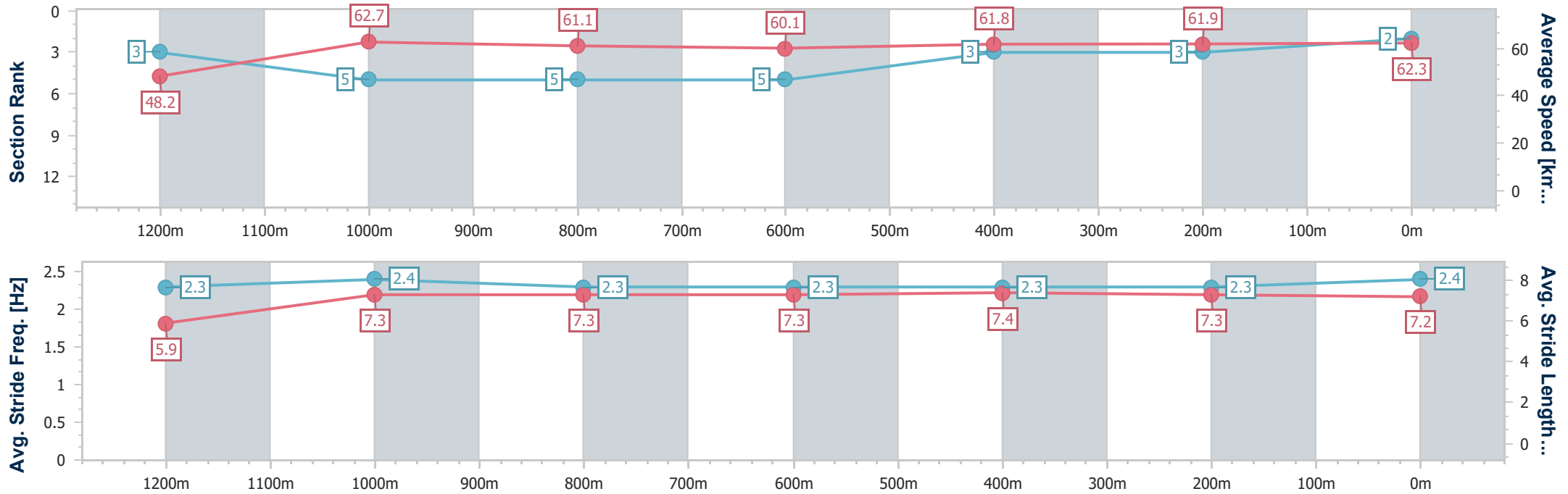
Race 4: VINCE INSURANCE Class 1 Plate - 1350m

25 September 2023 - 14:28



Track Rating: Good 4, Weather: Fine, Rail Position: +10m Entire

Section	Overall	1200m	1000m	800m	600m	400m	200m
Section Times	1:21.21 [2] (0:11.22)	1:09.99 [3] (0:11.46)	0:58.53 [5] (0:11.75)	0:46.78 [5] (0:11.97)	0:34.81 [5] (0:11.65)	0:23.16 [3] (0:11.64)	0:11.52 [3] (0:11.52)
Average Speed [km/h]	48.2	62.7	61.1	60.1	61.8	61.9	62.3
Top Speed [km/h]	61.8	63.5	62.9	61.5	62.4	62.8	63.4
Avg. Dist. to Rail [m]	0.5	0.4	1.2	0.2	0.3	0.9	1.8
Avg. Stride Freq. [Hz]	2.3	2.4	2.3	2.3	2.3	2.3	2.4
Avg. Stride Length [m]	5.9	7.3	7.3	7.3	7.4	7.3	7.2



- [] Ranking at each section and finish
- .-.- No data available at this section
- NA No data available



Horse/Jockey Name	Prospettiva
Final Rank	3
Fastest Section Time (Section)	0:11.31 (1200m)
Top Speed [km/h] (Section)	64.5 (1200m)
Race State	Finished



Ipswich QLD Professional

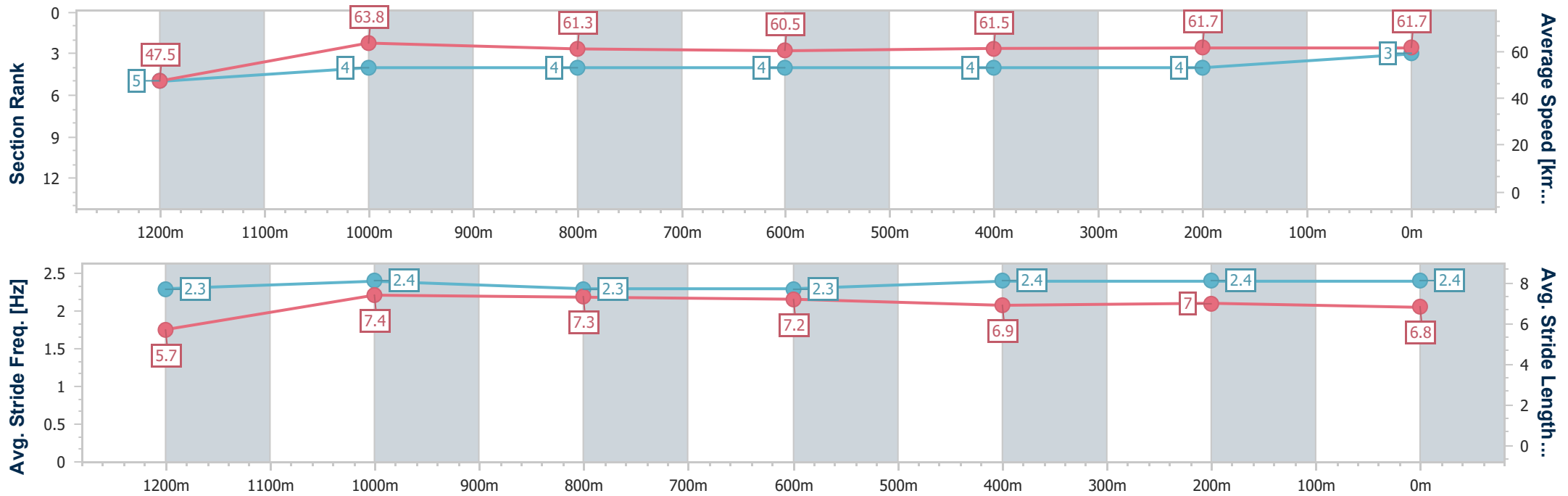
Race 4: VINCE INSURANCE Class 1 Plate - 1350m

25 September 2023 - 14:28



Track Rating: Good 4, Weather: Fine, Rail Position: +10m Entire

Section	Overall	1200m	1000m	800m	600m	400m	200m
Section Times	1:21.50 [3] (0:11.35)	1:10.15 [5] (0:11.31)	0:58.84 [4] (0:11.74)	0:47.10 [4] (0:11.97)	0:35.13 [4] (0:11.76)	0:23.37 [4] (0:11.73)	0:11.64 [4] (0:11.64)
Average Speed [km/h]	47.5	63.8	61.3	60.5	61.5	61.7	61.7
Top Speed [km/h]	64.0	64.5	63.0	61.1	62.3	62.7	62.6
Avg. Dist. to Rail [m]	1.7	1.5	0.4	1.6	1.4	1.9	2.5
Avg. Stride Freq. [Hz]	2.3	2.4	2.3	2.3	2.4	2.4	2.4
Avg. Stride Length [m]	5.7	7.4	7.3	7.2	6.9	7.0	6.8



- [] Ranking at each section and finish
- .-.- No data available at this section
- NA No data available



Horse/Jockey Name	Jester Statement
Final Rank	4
Fastest Section Time (Section)	0:11.25 (1200m)
Top Speed [km/h] (Section)	65.4 (1200m)
Race State	Finished



Ipswich QLD Professional

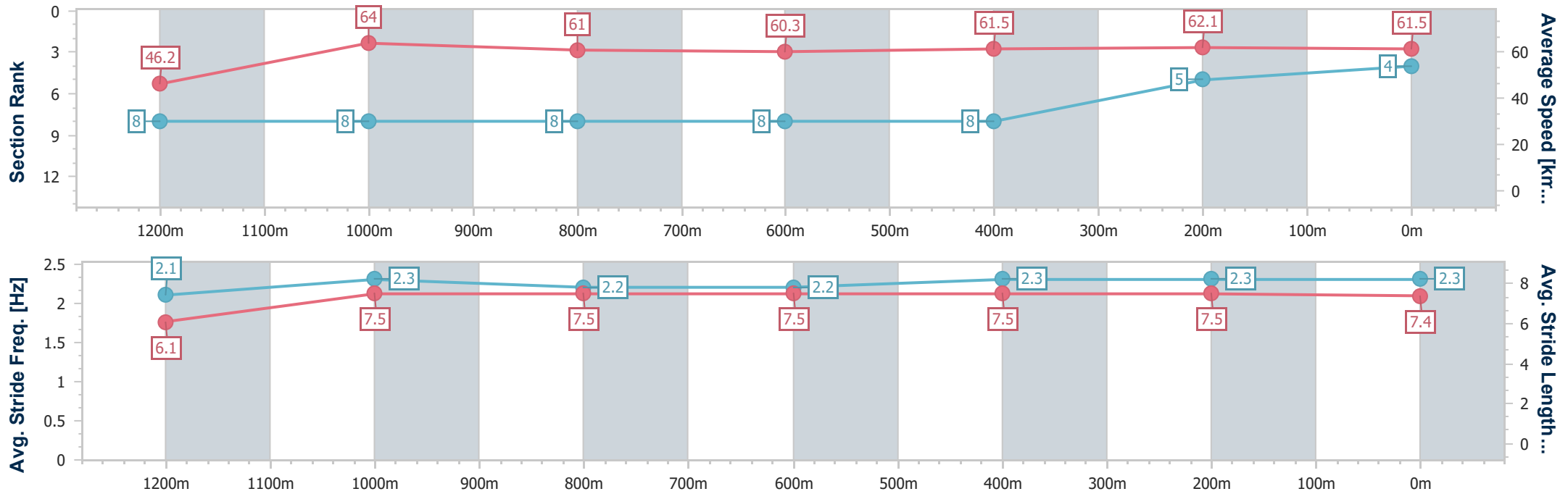
Race 4: VINCE INSURANCE Class 1 Plate - 1350m

25 September 2023 - 14:28



Track Rating: Good 4, Weather: Fine, Rail Position: +10m Entire

Section	Overall	1200m	1000m	800m	600m	400m	200m
Section Times	1:21.77 [4] (0:11.70)	1:10.07 [8] (0:11.25)	0:58.82 [8] (0:11.80)	0:47.02 [8] (0:11.98)	0:35.04 [8] (0:11.74)	0:23.30 [8] (0:11.62)	0:11.68 [5] (0:11.68)
Average Speed [km/h]	46.2	64.0	61.0	60.3	61.5	62.1	61.5
Top Speed [km/h]	64.0	65.4	62.8	61.2	62.4	63.1	63.3
Avg. Dist. to Rail [m]	1.6	0.4	0.3	1.1	0.6	1.2	1.2
Avg. Stride Freq. [Hz]	2.1	2.3	2.2	2.2	2.3	2.3	2.3
Avg. Stride Length [m]	6.1	7.5	7.5	7.5	7.5	7.5	7.4



- [] Ranking at each section and finish
- .-.- No data available at this section
- NA No data available



Horse/Jockey Name	Epauvescent
Final Rank	5
Fastest Section Time (Section)	0:11.10 (Overall)
Top Speed [km/h] (Section)	64.0 (1200m)
Race State	Finished



Ipswich QLD Professional

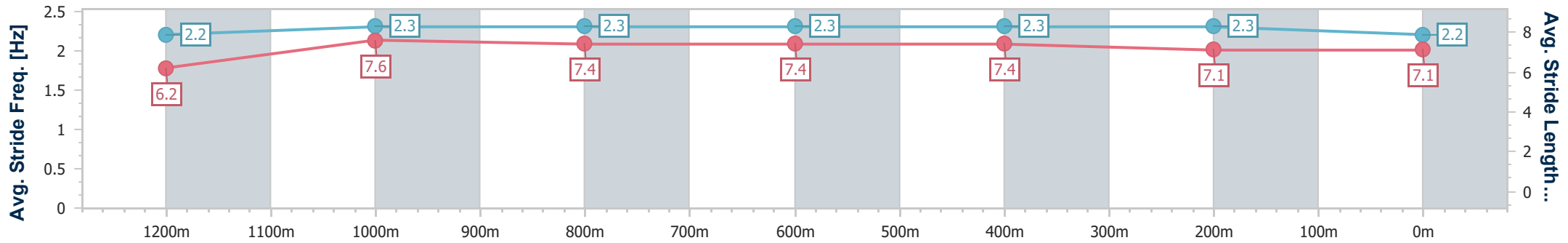
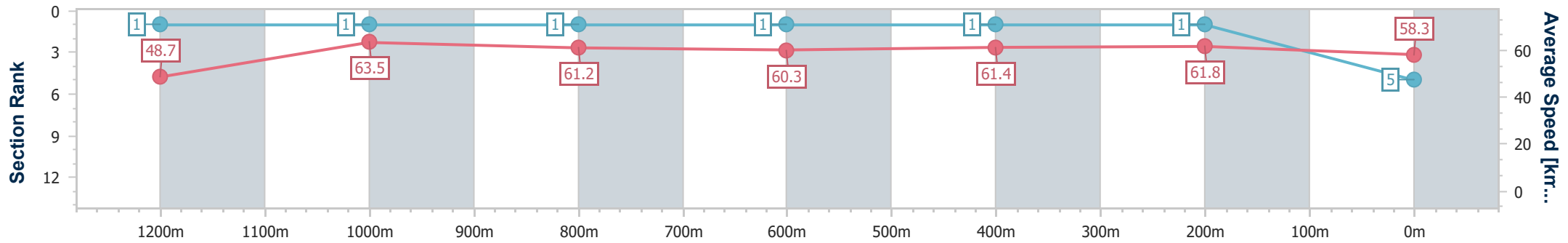
Race 4: VINCE INSURANCE Class 1 Plate - 1350m

25 September 2023 - 14:28



Track Rating: Good 4, Weather: Fine, Rail Position: +10m Entire

Section	Overall	1200m	1000m	800m	600m	400m	200m
Section Times	1:21.80 [5] (0:11.10)	1:10.70 [1] (0:11.32)	0:59.38 [1] (0:11.73)	0:47.65 [1] (0:11.94)	0:35.71 [1] (0:11.75)	0:23.96 [1] (0:11.65)	0:12.31 [1] (0:12.31)
Average Speed [km/h]	48.7	63.5	61.2	60.3	61.4	61.8	58.3
Top Speed [km/h]	64.0	64.0	63.2	60.9	62.2	62.3	61.8
Avg. Dist. to Rail [m]	1.3	0.8	1.0	0.2	0.4	0.3	1.0
Avg. Stride Freq. [Hz]	2.2	2.3	2.3	2.3	2.3	2.3	2.2
Avg. Stride Length [m]	6.2	7.6	7.4	7.4	7.4	7.1	7.1



- [] Ranking at each section and finish
- .-.- No data available at this section
- NA No data available



Horse/Jockey Name	Tee Cee Tiger
Final Rank	6
Fastest Section Time (Section)	0:11.43 (1200m)
Top Speed [km/h] (Section)	63.9 (1000m)
Race State	Finished



Ipswich QLD Professional

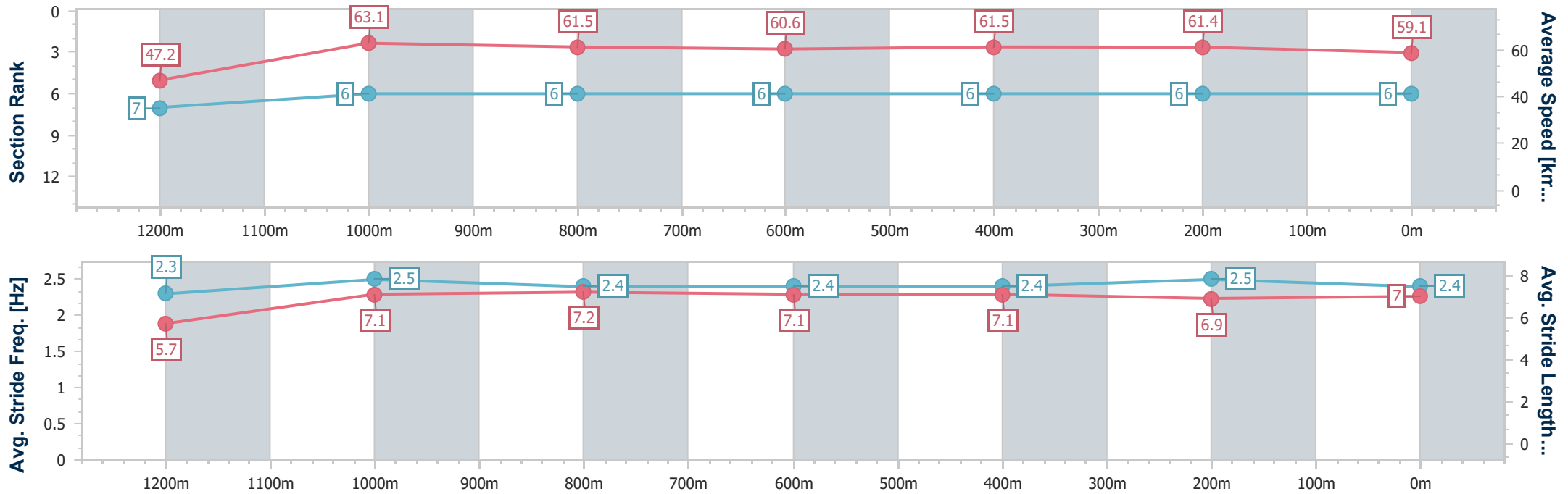
Race 4: VINCE INSURANCE Class 1 Plate - 1350m

25 September 2023 - 14:28



Track Rating: Good 4, Weather: Fine, Rail Position: +10m Entire

Section	Overall	1200m	1000m	800m	600m	400m	200m
Section Times	1:22.29 [6] (0:11.45)	1:10.84 [7] (0:11.43)	0:59.41 [6] (0:11.68)	0:47.73 [6] (0:11.96)	0:35.77 [6] (0:11.81)	0:23.96 [6] (0:11.81)	0:12.15 [6] (0:12.15)
Average Speed [km/h]	47.2	63.1	61.5	60.6	61.5	61.4	59.1
Top Speed [km/h]	62.4	63.8	63.9	61.4	62.7	62.6	61.9
Avg. Dist. to Rail [m]	3.5	1.8	0.5	1.6	2.1	2.0	2.7
Avg. Stride Freq. [Hz]	2.3	2.5	2.4	2.4	2.4	2.5	2.4
Avg. Stride Length [m]	5.7	7.1	7.2	7.1	7.1	6.9	7.0



- [] Ranking at each section and finish
- .-.- No data available at this section
- NA No data available



Horse/Jockey Name	Run Rampant
Final Rank	7
Fastest Section Time (Section)	0:11.35 (Overall)
Top Speed [km/h] (Section)	63.5 (1000m)
Race State	Finished



Ipswich QLD Professional

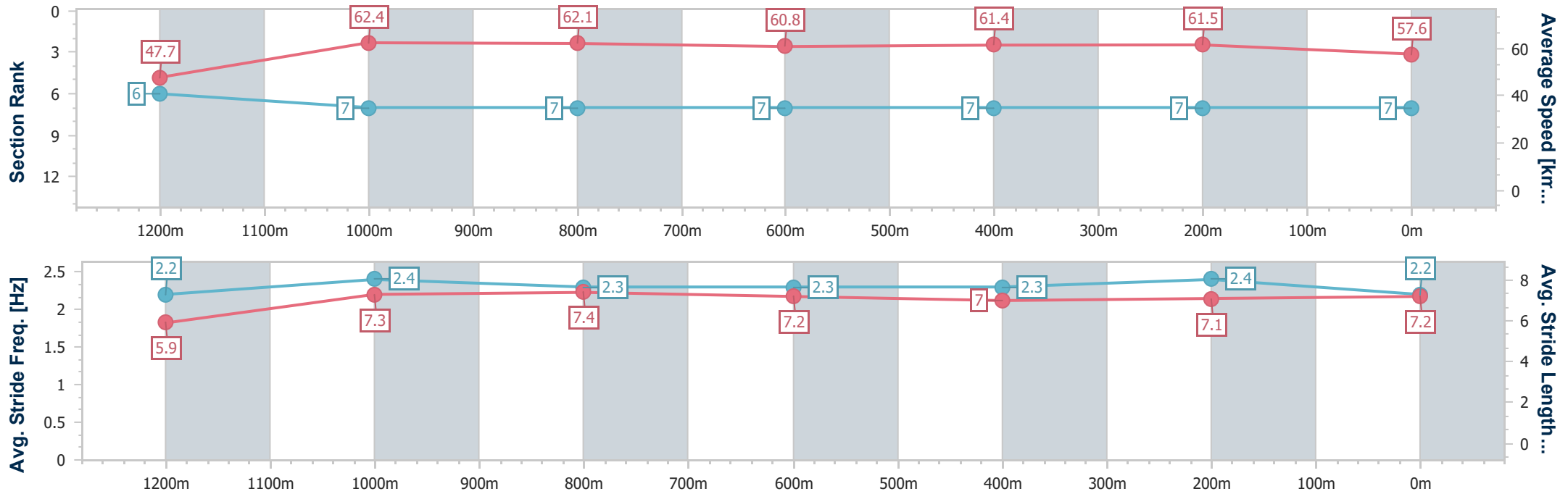
Race 4: VINCE INSURANCE Class 1 Plate - 1350m

25 September 2023 - 14:28

Track Rating: Good 4, Weather: Fine, Rail Position: +10m Entire



Section	Overall	1200m	1000m	800m	600m	400m	200m
Section Times	1:22.69 [7] (0:11.35)	1:11.34 [6] (0:11.57)	0:59.77 [7] (0:11.65)	0:48.12 [7] (0:11.97)	0:36.15 [7] (0:11.83)	0:24.32 [7] (0:11.84)	0:12.48 [7] (0:12.48)
Average Speed [km/h]	47.7	62.4	62.1	60.8	61.4	61.5	57.6
Top Speed [km/h]	61.2	63.5	63.5	61.5	61.5	62.1	60.6
Avg. Dist. to Rail [m]	6.7	3.7	1.3	2.8	2.5	3.4	3.5
Avg. Stride Freq. [Hz]	2.2	2.4	2.3	2.3	2.3	2.4	2.2
Avg. Stride Length [m]	5.9	7.3	7.4	7.2	7.0	7.1	7.2



- [] Ranking at each section and finish
- .-.- No data available at this section
- NA No data available



Horse/Jockey Name	Big Ticket Boy
Final Rank	8
Fastest Section Time (Section)	0:11.27 (Overall)
Top Speed [km/h] (Section)	64.8 (1200m)
Race State	Finished



Ipswich QLD Professional

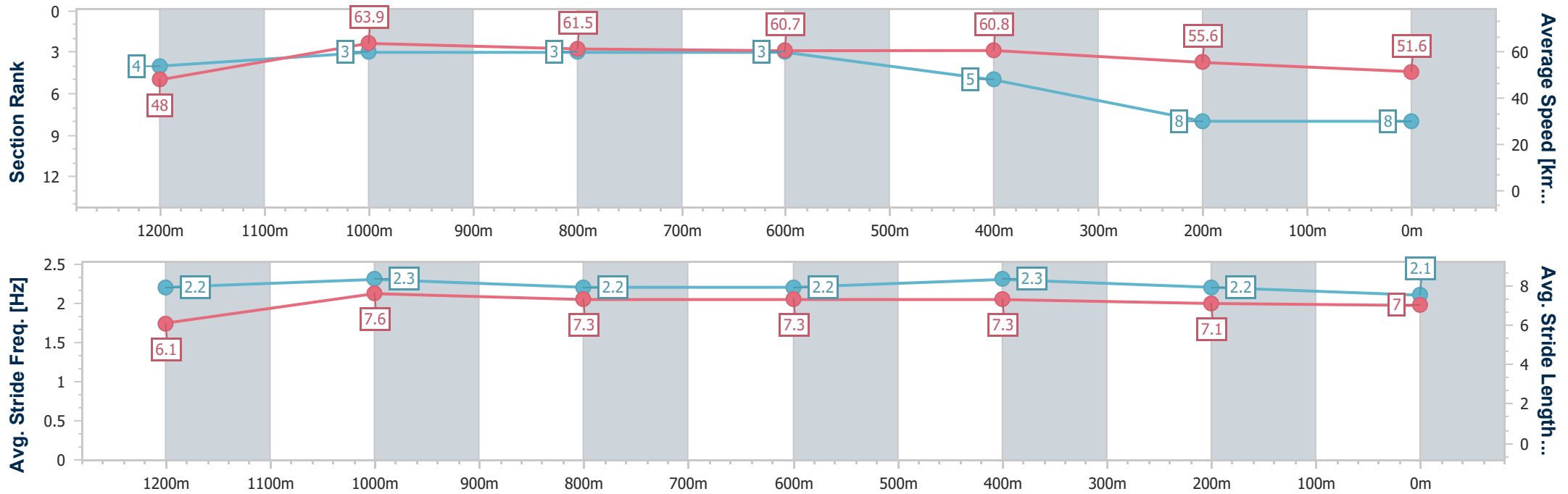
Race 4: VINCE INSURANCE Class 1 Plate - 1350m

25 September 2023 - 14:28



Track Rating: Good 4, Weather: Fine, Rail Position: +10m Entire

Section	Overall	1200m	1000m	800m	600m	400m	200m
Section Times	1:25.41 [8] (0:11.27)	1:14.14 [4] (0:11.31)	1:02.83 [3] (0:11.75)	0:51.08 [3] (0:11.95)	0:39.13 [3] (0:11.94)	0:27.19 [5] (0:13.27)	0:13.92 [8] (0:13.92)
Average Speed [km/h]	48.0	63.9	61.5	60.7	60.8	55.6	51.6
Top Speed [km/h]	64.0	64.8	63.7	61.2	61.6	61.2	55.2
Avg. Dist. to Rail [m]	5.2	3.8	1.6	2.1	1.8	8.1	6.4
Avg. Stride Freq. [Hz]	2.2	2.3	2.2	2.2	2.3	2.2	2.1
Avg. Stride Length [m]	6.1	7.6	7.3	7.3	7.3	7.1	7.0



- [] Ranking at each section and finish
- .-.- No data available at this section
- NA No data available