

24 September 2023 - 13:43

Track Rating: Good 4, Weather: Overcast, Rail Position: +2m Entire

Section		Overall	1600m	1400m	1200m	1000m	800m	600m	Last 600m				
Field Times		1:51.87 (0:14.08)	1:37.79 (0:11.59)	1:26.20 (0:12.18)	1:14.02 (0:12.93)	1:01.09 (0:13.10)	0:47.99 (0:12.57)	0:35.42 (0:11.92)	0:35.42				
Rank	TAB Horse/Jockey	Barrier	Top Speed [km/h]	Fastest Section									Distance Travelled [m]
1	6 <b>YANGARI</b> Blake Spriggs	9	65.4 400m	0:11.19 400m	1:51.87 [1] (0:14.60)	1:37.27 [6] (0:11.84)	1:25.43 [7] (0:12.31)	1:13.12 [7] (0:13.01)	1:00.11 [8] (0:13.08)	0:47.03 [8] (0:12.34)	0:34.69 [8] (0:11.81)	0:34.69	
2	9 <b>LAGO DI BRAIES</b> Luke Tarrant	1	63.9 400m	0:11.41 400m	1:52.21 [2] (0:14.65)	1:37.56 [7] (0:11.77)	1:25.79 [6] (0:12.11)	1:13.68 [6] (0:12.91)	1:00.77 [6] (0:12.98)	0:47.79 [5] (0:12.43)	0:35.36 [5] (0:11.92)	0:35.36	-9
3	8 <b>TORQUE LEICA STAR</b> Bailey Wheeler	6	65.2 400m	0:11.33 400m	1:52.23 [3] (0:14.73)	1:37.50 [8] (0:11.87)	1:25.63 [9] (0:12.22)	1:13.41 [8] (0:12.88)	1:00.53 [7] (0:13.02)	0:47.51 [7] (0:12.39)	0:35.12 [7] (0:11.66)	0:35.12	-10
4	1 <b>BETTER NOT BITTER</b> Andrew Mallyon	2	64.0 400m	0:11.50 400m	1:52.26 [4] (0:14.08)	1:38.18 [1] (0:11.72)	1:26.46 [3] (0:12.24)	1:14.22 [3] (0:13.00)	1:01.22 [3] (0:13.08)	0:48.14 [3] (0:12.54)	0:35.60 [3] (0:11.95)	0:35.60	-6
5	3 <b>LUCKY EXCHANGE</b> James Orman	7	66.7 1600m	0:11.13 400m	1:52.30 [5] (0:14.89)	1:37.41 [9] (0:11.70)	1:25.71 [8] (0:12.32)	1:13.39 [9] (0:13.00)	1:00.39 [9] (0:13.12)	0:47.27 [9] (0:12.39)	0:34.88 [9] (0:11.90)	0:34.88	+0
6	4 <b>MAUI</b> Josh Adams	4	64.3 400m	0:11.43 400m	1:52.31 [6] (0:14.48)	1:37.83 [5] (0:11.66)	1:26.17 [5] (0:12.23)	1:13.94 [5] (0:13.00)	1:00.94 [5] (0:13.06)	0:47.88 [6] (0:12.55)	0:35.33 [6] (0:11.80)	0:35.33	-5
7	7 <b>ROMAN HEIR</b> Taylor Marshall	3	65.0 1600m	0:11.49 1600m	1:52.50 [7] (0:14.18)	1:38.32 [2] (0:11.49)	1:26.83 [1] (0:12.18)	1:14.65 [1] (0:12.93)	1:01.72 [1] (0:13.10)	0:48.62 [1] (0:12.57)	0:36.05 [1] (0:11.92)	0:36.05	-6
8	5 <b>AGNELLI</b> Michael Murphy	8	65.2 1600m	0:11.60 1600m	1:53.19 [8] (0:14.21)	1:38.98 [3] (0:11.60)	1:27.38 [4] (0:12.30)	1:15.08 [4] (0:13.01)	1:02.07 [4] (0:13.08)	0:48.99 [4] (0:12.48)	0:36.51 [4] (0:11.92)	0:36.51	+0
9	2 <b>LEATHER JACKET LEW</b> Michael Cahill	5	64.1 1600m	0:11.55 1600m	1:53.27 [9] (0:14.23)	1:39.04 [4] (0:11.55)	1:27.49 [2] (0:12.17)	1:15.32 [2] (0:12.97)	1:02.35 [2] (0:12.96)	0:49.39 [2] (0:12.59)	0:36.80 [2] (0:12.02)	0:36.80	-2



# Sunshine Coast QLD Professional

## Race 2: BARINGA TAVERN BENCHMARK 68 Handicap - 1800m

24 September 2023 - 13:43



Track Rating: Good 4, Weather: Overcast, Rail Position: +2m Entire

Section				400m	200m			Last 600m		
Field Times				0:23.50 (0:11.73)	0:11.77 (0:11.77)			0:35.42		
Rank	TAB	Horse/Jockey	Barrier	Top Speed [km/h]	Fastest Section	Margin			Distance Travelled [m]	
1	6	<b>YANGARI</b> Blake Spriggs	9	65.4 400m	0:11.19 400m	0:22.88 [8] (0:11.19)	0:11.69 [4] (0:11.69)	1:51.87	0:34.69	
2	9	<b>LAGO DI BRAIES</b> Luke Tarrant	1	63.9 400m	0:11.41 400m	0:23.44 [6] (0:11.41)	0:12.03 [3] (0:12.03)	1.8L	0:35.36	-9
3	8	<b>TORQUE LEICA STAR</b> Bailey Wheeler	6	65.2 400m	0:11.33 400m	0:23.46 [5] (0:11.33)	0:12.13 [1] (0:12.13)	1.9L	0:35.12	-10
4	1	<b>BETTER NOT BITTER</b> Andrew Mallyon	2	64.0 400m	0:11.50 400m	0:23.65 [4] (0:11.50)	0:12.15 [2] (0:12.15)	2.1L	0:35.60	-6
5	3	<b>LUCKY EXCHANGE</b> James Orman	7	66.7 1600m	0:11.13 400m	0:22.98 [9] (0:11.13)	0:11.85 [9] (0:11.85)	2.3L	0:34.88	+0
6	4	<b>MAUI</b> Josh Adams	4	64.3 400m	0:11.43 400m	0:23.53 [7] (0:11.43)	0:12.10 [6] (0:12.10)	2.4L	0:35.33	-5
7	7	<b>ROMAN HEIR</b> Taylor Marshall	3	65.0 1600m	0:11.49 1600m	0:24.13 [1] (0:11.83)	0:12.30 [5] (0:12.30)	3.4L	0:36.05	-6
8	5	<b>AGNELLI</b> Michael Murphy	8	65.2 1600m	0:11.60 1600m	0:24.59 [3] (0:11.63)	0:12.96 [7] (0:12.96)	7.4L	0:36.51	+0
9	2	<b>LEATHER JACKET LEW</b> Michael Cahill	5	64.1 1600m	0:11.55 1600m	0:24.78 [2] (0:11.93)	0:12.85 [8] (0:12.85)	7.7L	0:36.80	-2



Horse/Jockey Name	Yangari
Final Rank	1
Fastest Section Time (Section)	0:11.19 (400m)
Top Speed [km/h] (Section)	65.4 (400m)
Race State	Finished



Sunshine Coast QLD Professional

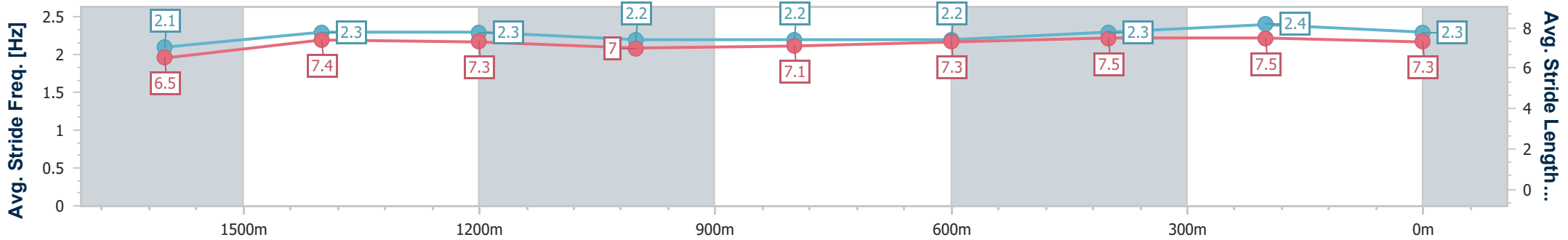
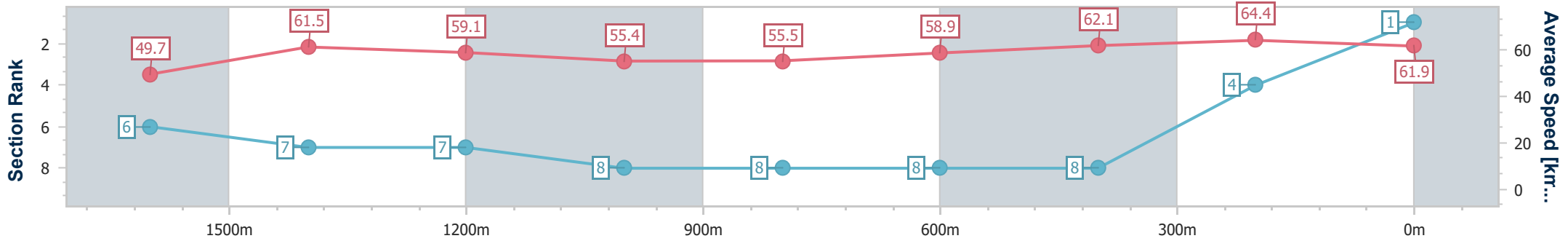
Race 2: BARINGA TAVERN BENCHMARK 68 Handicap - 1800m



24 September 2023 - 13:43

Track Rating: Good 4, Weather: Overcast, Rail Position: +2m Entire

Section	Overall	1600m	1400m	1200m	1000m	800m	600m	400m	200m
Section Times	1:51.87 [1] (0:14.60)	1:37.27 [6] (0:11.84)	1:25.43 [7] (0:12.31)	1:13.12 [7] (0:13.01)	1:00.11 [8] (0:13.08)	0:47.03 [8] (0:12.34)	0:34.69 [8] (0:11.81)	0:22.88 [8] (0:11.19)	0:11.69 [4] (0:11.69)
Average Speed [km/h]	49.7	61.5	59.1	55.4	55.5	58.9	62.1	64.4	61.9
Top Speed [km/h]	61.7	62.4	61.7	57.7	57.3	61.2	63.7	65.4	63.8
Avg. Dist. to Rail [m]	9.2	3.8	3.7	3.0	3.1	1.7	3.3	9.3	10.3
Avg. Stride Freq. [Hz]	2.1	2.3	2.3	2.2	2.2	2.2	2.3	2.4	2.3
Avg. Stride Length [m]	6.5	7.4	7.3	7.0	7.1	7.3	7.5	7.5	7.3



- [ ] Ranking at each section and finish
- .-.- No data available at this section
- NA No data available



Horse/Jockey Name	Lago Di Braies
Final Rank	2
Fastest Section Time (Section)	0:11.41 (400m)
Top Speed [km/h] (Section)	63.9 (400m)
Race State	Finished



Sunshine Coast QLD Professional

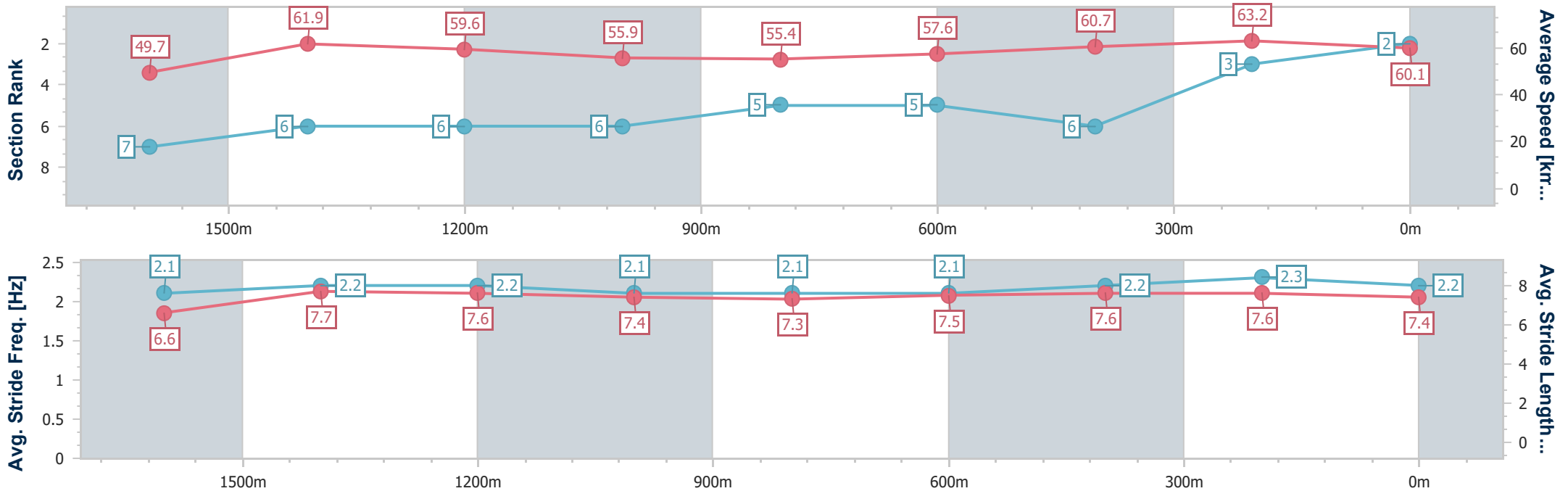
Race 2: BARINGA TAVERN BENCHMARK 68 Handicap - 1800m



24 September 2023 - 13:43

Track Rating: Good 4, Weather: Overcast, Rail Position: +2m Entire

Section	Overall	1600m	1400m	1200m	1000m	800m	600m	400m	200m
Section Times	1:52.21 [2] (0:14.65)	1:37.56 [7] (0:11.77)	1:25.79 [6] (0:12.11)	1:13.68 [6] (0:12.91)	1:00.77 [6] (0:12.98)	0:47.79 [5] (0:12.43)	0:35.36 [5] (0:11.92)	0:23.44 [6] (0:11.41)	0:12.03 [3] (0:12.03)
Average Speed [km/h]	49.7	61.9	59.6	55.9	55.4	57.6	60.7	63.2	60.1
Top Speed [km/h]	62.3	63.9	62.2	58.0	56.2	59.9	62.1	63.9	62.4
Avg. Dist. to Rail [m]	7.9	3.2	1.5	0.2	0.4	1.1	1.4	6.7	7.5
Avg. Stride Freq. [Hz]	2.1	2.2	2.2	2.1	2.1	2.1	2.2	2.3	2.2
Avg. Stride Length [m]	6.6	7.7	7.6	7.4	7.3	7.5	7.6	7.6	7.4



- [ ] Ranking at each section and finish
- .-.- No data available at this section
- NA No data available



Horse/Jockey Name	Torque Leica Star
Final Rank	3
Fastest Section Time (Section)	0:11.33 (400m)
Top Speed [km/h] (Section)	65.2 (400m)
Race State	Finished



Sunshine Coast QLD Professional

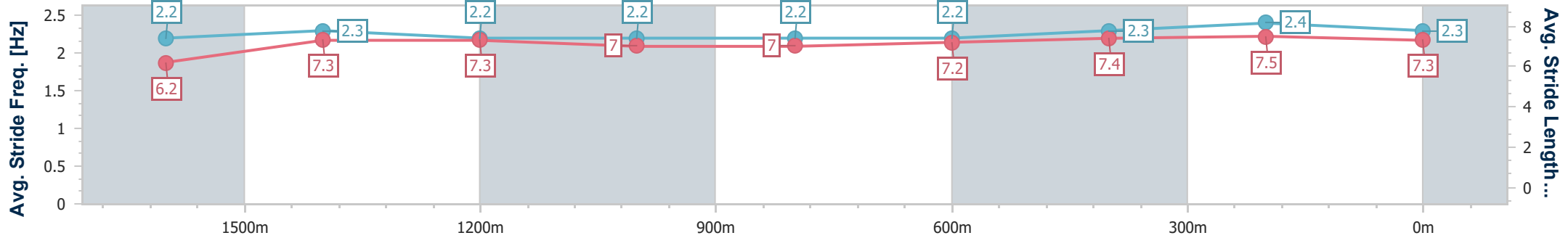
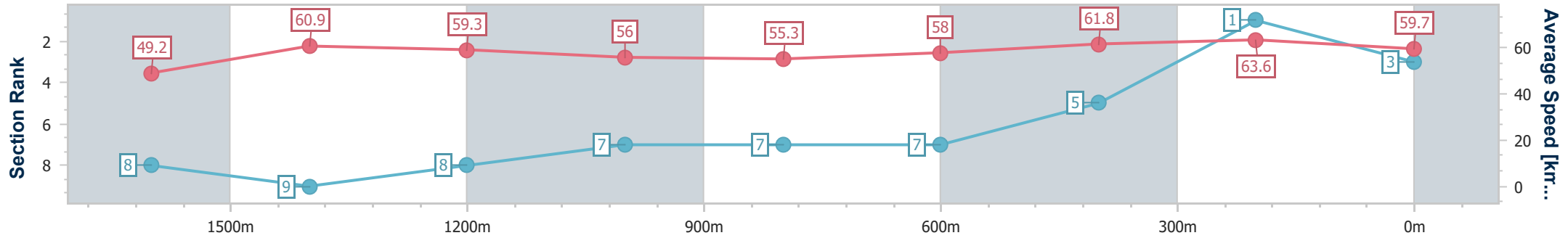
Race 2: BARINGA TAVERN BENCHMARK 68 Handicap - 1800m



24 September 2023 - 13:43

Track Rating: Good 4, Weather: Overcast, Rail Position: +2m Entire

Section	Overall	1600m	1400m	1200m	1000m	800m	600m	400m	200m				
Section Times	1:52.23 [3] (0:14.73)	1:37.50 [8] (0:11.87)	1:25.63 [9] (0:12.22)	1:13.41 [8] (0:12.88)	1:00.53 [7] (0:13.02)	0:47.51 [7] (0:12.39)	0:35.12 [7] (0:11.66)	0:23.46 [5] (0:11.33)	0:12.13 [1] (0:12.13)				
Average Speed [km/h]	49.2	60.9	59.3	56.0	55.3	58.0	61.8	63.6	59.7				
Top Speed [km/h]	60.5	62.1	61.8	57.6	56.6	60.8	63.6	65.2	63.0				
Avg. Dist. to Rail [m]	5.9	2.1	2.2	1.5	1.4	0.5	0.2	0.8	0.9				
Avg. Stride Freq. [Hz]	2.2	2.3	2.2	2.2	2.2	2.2	2.3	2.4	2.3				
Avg. Stride Length [m]	6.2	7.3	7.3	7.0	7.0	7.2	7.4	7.5	7.3				



- [ ] Ranking at each section and finish
- .-.- No data available at this section
- NA No data available



Horse/Jockey Name	Better Not Bitter
Final Rank	4
Fastest Section Time (Section)	0:11.50 (400m)
Top Speed [km/h] (Section)	64.0 (400m)
Race State	Finished



Sunshine Coast QLD Professional

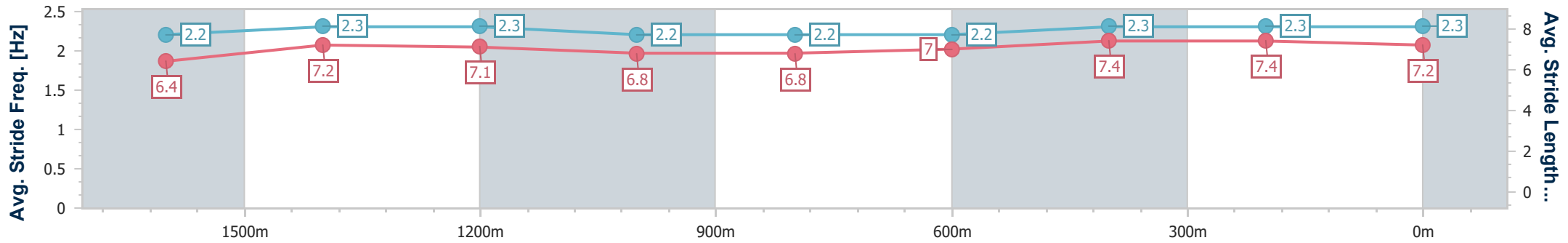
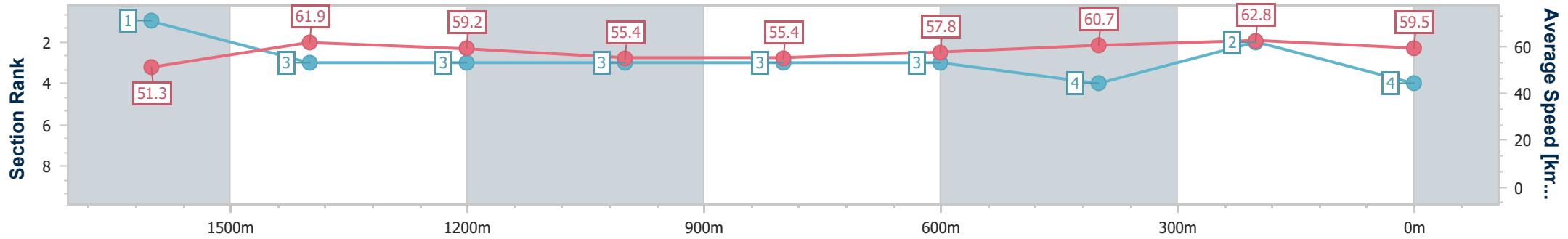
Race 2: BARINGA TAVERN BENCHMARK 68 Handicap - 1800m



24 September 2023 - 13:43

Track Rating: Good 4, Weather: Overcast, Rail Position: +2m Entire

Section	Overall	1600m	1400m	1200m	1000m	800m	600m	400m	200m
Section Times	1:52.26 [4] (0:14.08)	1:38.18 [1] (0:11.72)	1:26.46 [3] (0:12.24)	1:14.22 [3] (0:13.00)	1:01.22 [3] (0:13.08)	0:48.14 [3] (0:12.54)	0:35.60 [3] (0:11.95)	0:23.65 [4] (0:11.50)	0:12.15 [2] (0:12.15)
Average Speed [km/h]	51.3	61.9	59.2	55.4	55.4	57.8	60.7	62.8	59.5
Top Speed [km/h]	62.1	62.7	61.0	56.7	55.9	59.9	61.8	64.0	62.1
Avg. Dist. to Rail [m]	3.9	2.1	2.3	2.4	2.2	1.4	1.5	3.1	4.2
Avg. Stride Freq. [Hz]	2.2	2.3	2.3	2.2	2.2	2.2	2.3	2.3	2.3
Avg. Stride Length [m]	6.4	7.2	7.1	6.8	6.8	7.0	7.4	7.4	7.2



- [ ] Ranking at each section and finish
- .-.- No data available at this section
- NA No data available



Horse/Jockey Name	Lucky Exchange
Final Rank	5
Fastest Section Time (Section)	0:11.13 (400m)
Top Speed [km/h] (Section)	66.7 (1600m)
Race State	Finished



Sunshine Coast QLD Professional

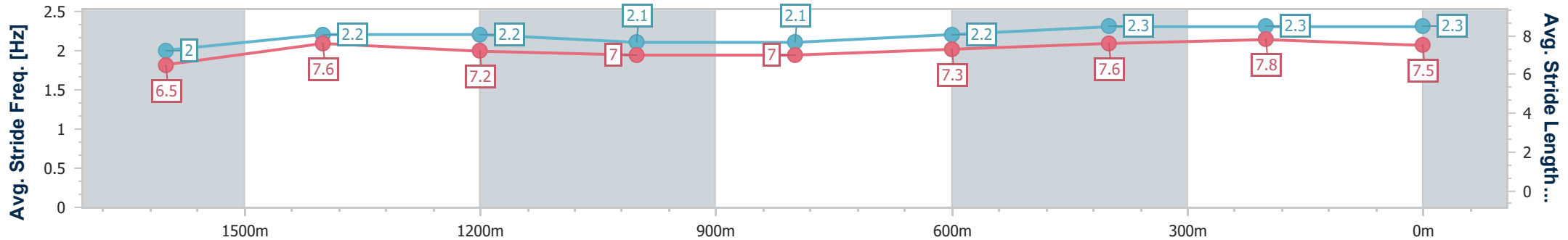
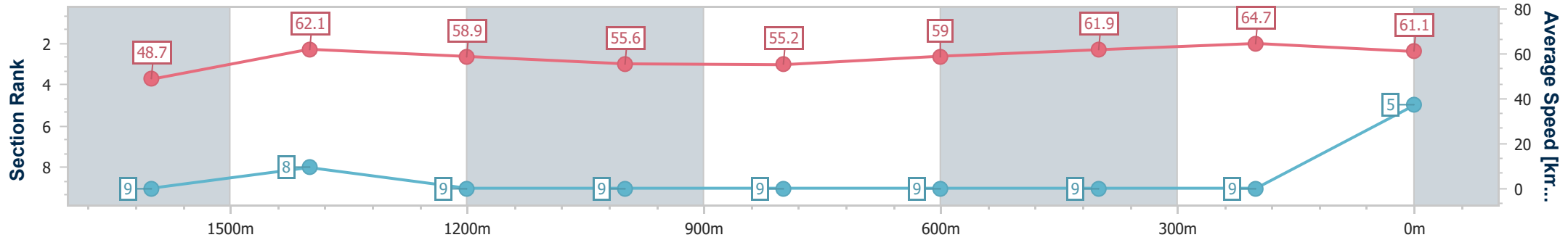
Race 2: BARINGA TAVERN BENCHMARK 68 Handicap - 1800m



24 September 2023 - 13:43

Track Rating: Good 4, Weather: Overcast, Rail Position: +2m Entire

Section	Overall	1600m	1400m	1200m	1000m	800m	600m	400m	200m			
Section Times	1:52.30 [5] (0:14.89)	1:37.41 [9] (0:11.70)	1:25.71 [8] (0:12.32)	1:13.39 [9] (0:13.00)	1:00.39 [9] (0:13.12)	0:47.27 [9] (0:12.39)	0:34.88 [9] (0:11.90)	0:22.98 [9] (0:11.13)	0:11.85 [9] (0:11.85)			
Average Speed [km/h]	48.7	62.1	58.9	55.6	55.2	59.0	61.9	64.7	61.1			
Top Speed [km/h]	61.9	66.7	63.7	58.2	57.1	62.4	62.7	65.4	64.5			
Avg. Dist. to Rail [m]	7.3	2.9	3.3	2.9	2.5	2.3	3.9	9.2	11.6			
Avg. Stride Freq. [Hz]	2.0	2.2	2.2	2.1	2.1	2.2	2.3	2.3	2.3			
Avg. Stride Length [m]	6.5	7.6	7.2	7.0	7.0	7.3	7.6	7.8	7.5			



- [ ] Ranking at each section and finish
- .-.- No data available at this section
- NA No data available



Horse/Jockey Name	Maui
Final Rank	6
Fastest Section Time (Section)	0:11.43 (400m)
Top Speed [km/h] (Section)	64.3 (400m)
Race State	Finished



Sunshine Coast QLD Professional

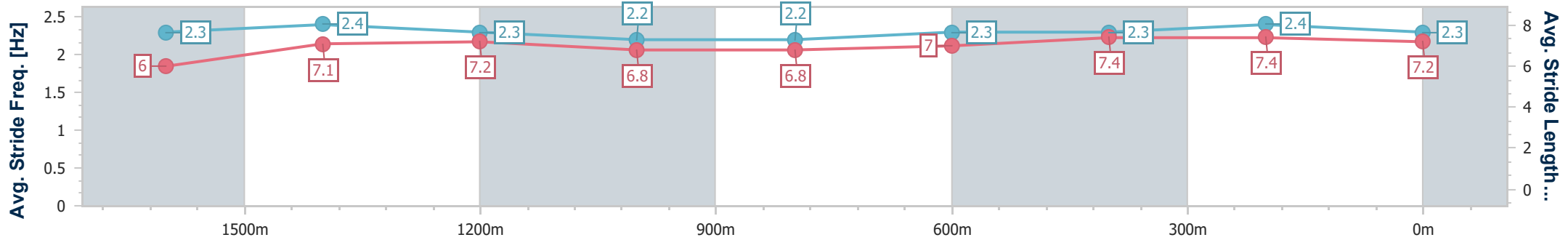
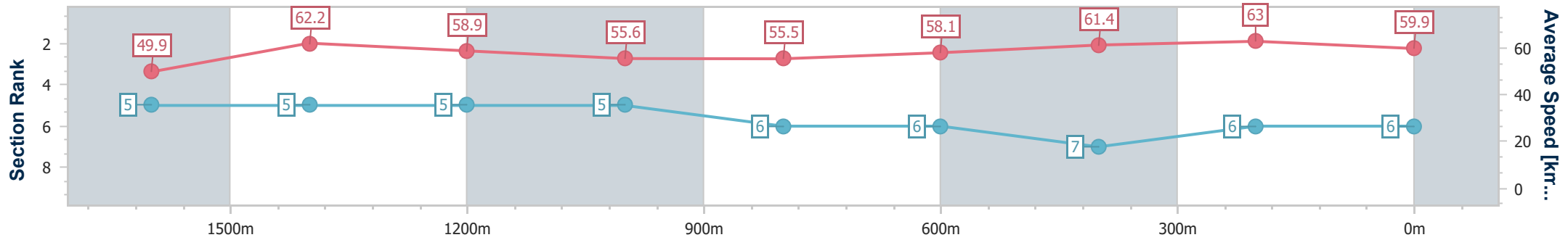
Race 2: BARINGA TAVERN BENCHMARK 68 Handicap - 1800m



24 September 2023 - 13:43

Track Rating: Good 4, Weather: Overcast, Rail Position: +2m Entire

Section	Overall	1600m	1400m	1200m	1000m	800m	600m	400m	200m			
Section Times	1:52.31 [6] (0:14.48)	1:37.83 [5] (0:11.66)	1:26.17 [5] (0:12.23)	1:13.94 [5] (0:13.00)	1:00.94 [5] (0:13.06)	0:47.88 [6] (0:12.55)	0:35.33 [6] (0:11.80)	0:23.53 [7] (0:11.43)	0:12.10 [6] (0:12.10)			
Average Speed [km/h]	49.9	62.2	58.9	55.6	55.5	58.1	61.4	63.0	59.9			
Top Speed [km/h]	61.2	63.5	61.2	57.2	56.5	60.0	63.9	64.3	62.1			
Avg. Dist. to Rail [m]	4.5	1.7	1.6	2.7	3.1	1.8	1.2	7.0	8.7			
Avg. Stride Freq. [Hz]	2.3	2.4	2.3	2.2	2.2	2.3	2.3	2.4	2.3			
Avg. Stride Length [m]	6.0	7.1	7.2	6.8	6.8	7.0	7.4	7.4	7.2			



- [ ] Ranking at each section and finish
- .-.- No data available at this section
- NA No data available





Horse/Jockey Name	Roman Heir
Final Rank	7
Fastest Section Time (Section)	0:11.49 (1600m)
Top Speed [km/h] (Section)	65.0 (1600m)
Race State	Finished



Sunshine Coast QLD Professional

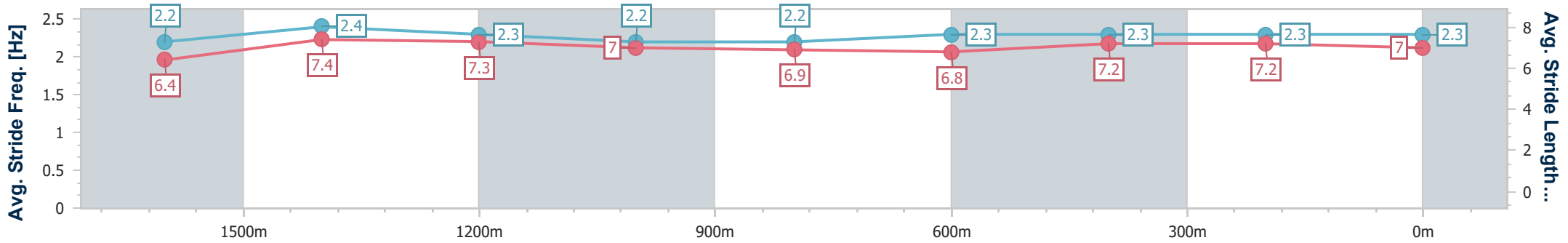
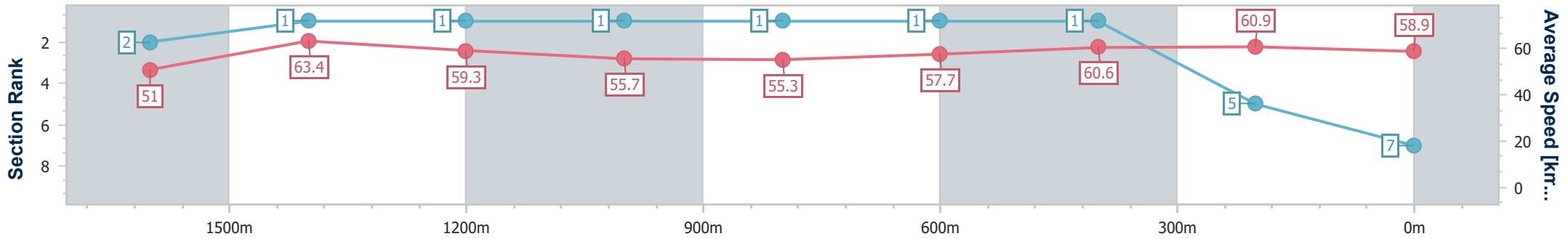
Race 2: BARINGA TAVERN BENCHMARK 68 Handicap - 1800m



24 September 2023 - 13:43

Track Rating: Good 4, Weather: Overcast, Rail Position: +2m Entire

Section	Overall	1600m	1400m	1200m	1000m	800m	600m	400m	200m
Section Times	1:52.50 [7] (0:14.18)	1:38.32 [2] (0:11.49)	1:26.83 [1] (0:12.18)	1:14.65 [1] (0:12.93)	1:01.72 [1] (0:13.10)	0:48.62 [1] (0:12.57)	0:36.05 [1] (0:11.92)	0:24.13 [1] (0:11.83)	0:12.30 [5] (0:12.30)
Average Speed [km/h]	51.0	63.4	59.3	55.7	55.3	57.7	60.6	60.9	58.9
Top Speed [km/h]	62.9	65.0	61.2	57.2	56.3	59.6	61.2	62.0	61.4
Avg. Dist. to Rail [m]	5.2	2.4	1.9	1.5	2.0	1.4	0.6	2.0	3.1
Avg. Stride Freq. [Hz]	2.2	2.4	2.3	2.2	2.2	2.3	2.3	2.3	2.3
Avg. Stride Length [m]	6.4	7.4	7.3	7.0	6.9	6.8	7.2	7.2	7.0



- [ ] Ranking at each section and finish
- .-.- No data available at this section
- NA No data available



Horse/Jockey Name	Agnelli
Final Rank	8
Fastest Section Time (Section)	0:11.60 (1600m)
Top Speed [km/h] (Section)	65.2 (1600m)
Race State	Finished



Sunshine Coast QLD Professional

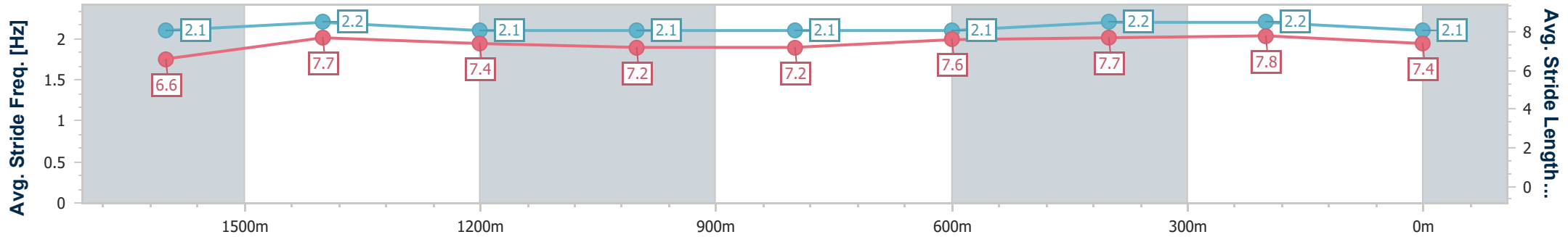
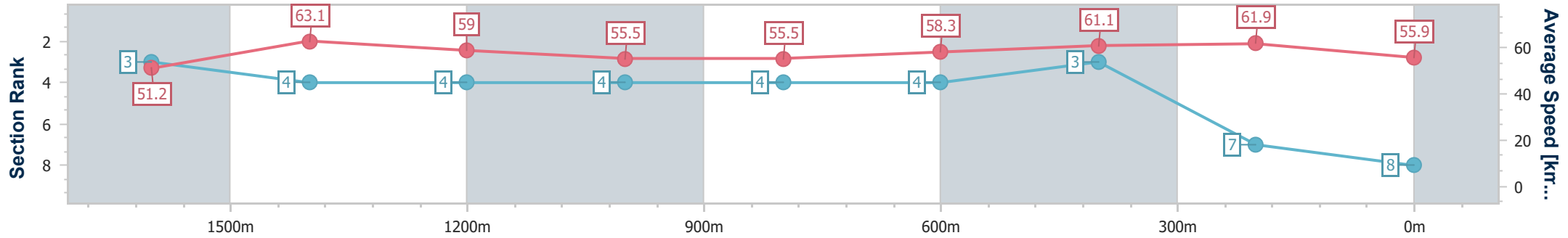
Race 2: BARINGA TAVERN BENCHMARK 68 Handicap - 1800m



24 September 2023 - 13:43

Track Rating: Good 4, Weather: Overcast, Rail Position: +2m Entire

Section	Overall	1600m	1400m	1200m	1000m	800m	600m	400m	200m			
Section Times	1:53.19 [8] (0:14.21)	1:38.98 [3] (0:11.60)	1:27.38 [4] (0:12.30)	1:15.08 [4] (0:13.01)	1:02.07 [4] (0:13.08)	0:48.99 [4] (0:12.48)	0:36.51 [4] (0:11.92)	0:24.59 [3] (0:11.63)	0:12.96 [7] (0:12.96)			
Average Speed [km/h]	51.2	63.1	59.0	55.5	55.5	58.3	61.1	61.9	55.9			
Top Speed [km/h]	63.2	65.2	61.8	56.5	56.0	60.0	62.5	62.5	60.7			
Avg. Dist. to Rail [m]	8.6	4.3	3.3	3.1	3.0	1.8	1.8	5.0	5.0			
Avg. Stride Freq. [Hz]	2.1	2.2	2.1	2.1	2.1	2.1	2.2	2.2	2.1			
Avg. Stride Length [m]	6.6	7.7	7.4	7.2	7.2	7.6	7.7	7.8	7.4			



- [ ] Ranking at each section and finish
- .-.- No data available at this section
- NA No data available



Horse/Jockey Name	Leather Jacket Lew
Final Rank	9
Fastest Section Time (Section)	0:11.55 (1600m)
Top Speed [km/h] (Section)	64.1 (1600m)
Race State	Finished



Sunshine Coast QLD Professional

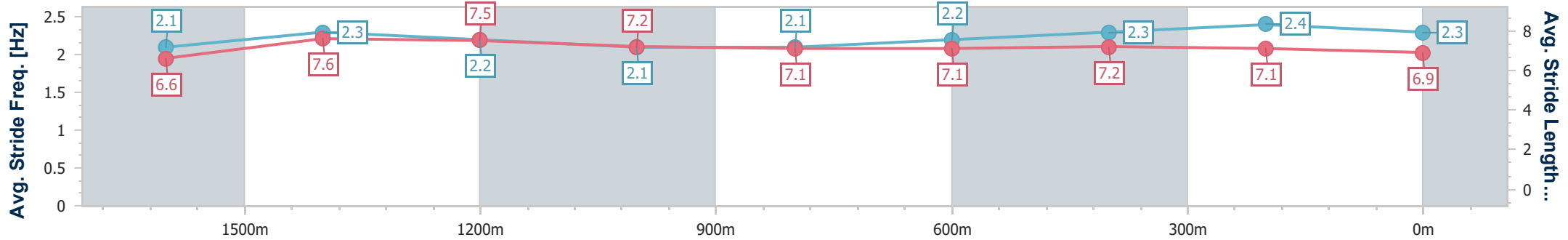
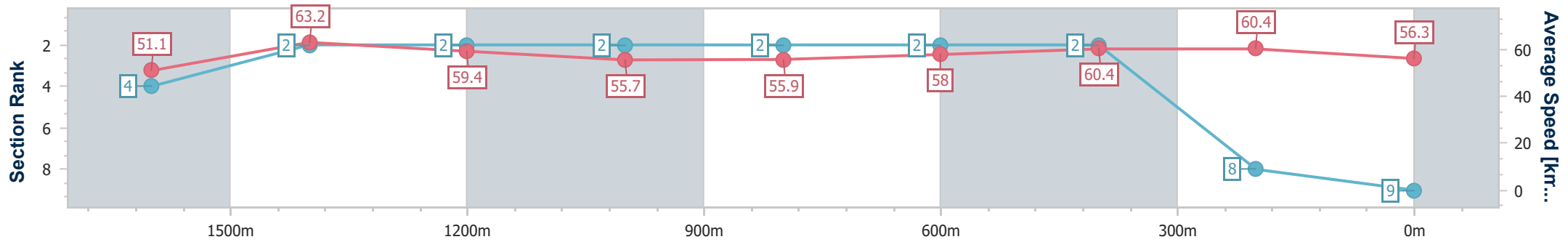
Race 2: BARINGA TAVERN BENCHMARK 68 Handicap - 1800m



24 September 2023 - 13:43

Track Rating: Good 4, Weather: Overcast, Rail Position: +2m Entire

Section	Overall	1600m	1400m	1200m	1000m	800m	600m	400m	200m
Section Times	1:53.27 [9] (0:14.23)	1:39.04 [4] (0:11.55)	1:27.49 [2] (0:12.17)	1:15.32 [2] (0:12.97)	1:02.35 [2] (0:12.96)	0:49.39 [2] (0:12.59)	0:36.80 [2] (0:12.02)	0:24.78 [2] (0:11.93)	0:12.85 [8] (0:12.85)
Average Speed [km/h]	51.1	63.2	59.4	55.7	55.9	58.0	60.4	60.4	56.3
Top Speed [km/h]	63.0	64.1	61.4	57.0	57.7	59.7	61.2	61.8	58.3
Avg. Dist. to Rail [m]	7.6	3.5	2.5	2.1	2.6	2.1	1.4	3.9	3.5
Avg. Stride Freq. [Hz]	2.1	2.3	2.2	2.1	2.1	2.2	2.3	2.4	2.3
Avg. Stride Length [m]	6.6	7.6	7.5	7.2	7.1	7.1	7.2	7.1	6.9



- [ ] Ranking at each section and finish
- .-.- No data available at this section
- NA No data available