



Toowoomba QLD Professional

Race 7: TAB TOWOOMBA CUP - 2000m

23 September 2023 - 16:48



Track Rating: Good 4, Weather: Fine, Rail Position: True

Section	Field Times	Overall	1800m	1600m	1400m	1200m	1000m	800m	Last 600m				
		2:03.59 (0:14.15)	1:49.44 (0:11.16)	1:38.28 (0:11.18)	1:27.10 (0:12.33)	1:14.77 (0:12.54)	1:02.23 (0:13.05)	0:49.18 (0:13.12)	0:36.06				
Rank	TAB Horse/Jockey	Barrier	Top Speed [km/h]	Fastest Section						Distance Travelled [m]			
1	10 MILITARY GAMBLER Damien Thornton	14	65.8 1800m	0:11.01 1800m	2:03.59 [1] (0:14.30)	1:49.29 [4] (0:11.01)	1:38.28 [1] (0:11.18)	1:27.10 [1] (0:12.33)	1:14.77 [1] (0:12.54)	1:02.23 [1] (0:13.09)	0:49.14 [2] (0:13.08)	0:36.06	
2	9 NIKAU SPUR Ben Thompson	8	64.1 1400m	0:11.43 1800m	2:03.76 [2] (0:14.39)	1:49.37 [6] (0:11.43)	1:37.94 [7] (0:11.46)	1:26.48 [6] (0:11.86)	1:14.62 [4] (0:12.27)	1:02.35 [2] (0:13.00)	0:49.35 [1] (0:13.17)	0:36.18	+7
3	11 BAANONE Angela Jones	3	64.3 1800m	0:11.19 1800m	2:03.92 [3] (0:14.71)	1:49.21 [10] (0:11.19)	1:38.02 [8] (0:11.63)	1:26.39 [9] (0:12.11)	1:14.28 [8] (0:12.50)	1:01.78 [9] (0:13.07)	0:48.71 [10] (0:13.12)	0:35.59	-8
4	13 ENUFF HE SAID Jaden Lloyd	7	65.1 1600m	0:11.44 1800m	2:04.06 [4] (0:14.23)	1:49.83 [3] (0:11.44)	1:38.39 [5] (0:11.50)	1:26.89 [5] (0:12.30)	1:14.59 [6] (0:12.49)	1:02.10 [6] (0:13.24)	0:48.86 [9] (0:12.99)	0:35.87	+7
5	5 LINTHORPE LAD Larry Cassidy	18	63.7 1600m	0:11.51 1600m	2:04.15 [5] (0:14.77)	1:49.38 [11] (0:11.67)	1:37.71 [13] (0:11.51)	1:26.20 [13] (0:12.11)	1:14.09 [13] (0:12.27)	1:01.82 [11] (0:12.84)	0:48.98 [8] (0:12.98)	0:36.00	+15
6	1 NAMAZU Ryan Wiggins	9	64.0 1800m	0:11.27 1800m	2:04.21 [6] (0:14.21)	1:50.00 [2] (0:11.27)	1:38.73 [3] (0:11.42)	1:27.31 [3] (0:12.23)	1:15.08 [3] (0:12.47)	1:02.61 [4] (0:13.13)	0:49.48 [4] (0:13.13)	0:36.35	+0
7	6 RED WAVE Andrew Mallyon	13	64.6 1800m	0:11.41 1800m	2:04.24 [7] (0:14.15)	1:50.09 [1] (0:11.41)	1:38.68 [4] (0:11.49)	1:27.19 [4] (0:12.26)	1:14.93 [5] (0:12.46)	1:02.47 [5] (0:13.24)	0:49.23 [5] (0:13.03)	0:36.20	+5
8	7 SAYL Kyle Wilson-Taylor	1	63.9 1800m	0:11.39 1800m	2:04.29 [8] (0:14.37)	1:49.92 [5] (0:11.39)	1:38.53 [6] (0:11.59)	1:26.94 [7] (0:12.18)	1:14.76 [7] (0:12.44)	1:02.32 [7] (0:13.19)	0:49.13 [7] (0:13.01)	0:36.12	-3
9	4 BEAUFORT PARK Sean Cormack	12	63.4 1800m	0:11.29 1800m	2:04.58 [9] (0:15.00)	1:49.58 [14] (0:11.29)	1:38.29 [12] (0:11.56)	1:26.73 [12] (0:12.14)	1:14.59 [12] (0:12.50)	1:02.09 [13] (0:13.09)	0:49.00 [14] (0:12.85)	0:36.15	-1
10	3 WAPITI Taylor Marshall	17	68.1 Overall	0:10.90 1800m	2:04.58 [10] (0:14.56)	1:50.02 [9] (0:10.90)	1:39.12 [2] (0:11.27)	1:27.85 [2] (0:12.25)	1:15.60 [2] (0:12.46)	1:03.14 [3] (0:13.25)	0:49.89 [3] (0:13.09)	0:36.80	+9

Scratched: Waitakere (#8), Elveena (#16), Our Spider (#17), Iridessa (#18)



Toowoomba QLD Professional
 Race 7: TAB TOWOOMBA CUP - 2000m
 23 September 2023 - 16:48



Track Rating: Good 4, Weather: Fine, Rail Position: True

Section	Overall	1800m	1600m	1400m	1200m	1000m	800m	Last 600m						
Field Times	2:03.59 (0:14.15)	1:49.44 (0:11.16)	1:38.28 (0:11.18)	1:27.10 (0:12.33)	1:14.77 (0:12.54)	1:02.23 (0:13.05)	0:49.18 (0:13.12)	0:36.06						
Rank	TAB	Horse/Jockey	Barrier	Top Speed [km/h]	Fastest Section									Distance Travelled [m]
11	15	TOP BOY Georgina Cartwright	6	64.6 1600m	0:11.40 1800m	2:04.89 [11] (0:14.83)	1:50.06 [12] (0:11.40)	1:38.66 [11] (0:11.49)	1:27.17 [11] (0:12.16)	1:15.01 [11] (0:12.56)	1:02.45 [12] (0:12.98)	0:49.47 [12] (0:12.94)	0:36.53	+4
12	2	TAPPY'S LAD James Orman	15	63.8 1600m	0:11.61 1600m	2:04.99 [12] (0:14.90)	1:50.09 [13] (0:11.70)	1:38.39 [14] (0:11.61)	1:26.78 [14] (0:12.11)	1:14.67 [14] (0:12.39)	1:02.28 [14] (0:12.66)	0:49.62 [11] (0:12.75)	0:36.87	+14
13	14	HARBELLE Cejay Graham	11	64.5 1600m	0:11.45 1600m	2:05.12 [13] (0:14.54)	1:50.58 [8] (0:11.59)	1:38.99 [10] (0:11.45)	1:27.54 [10] (0:12.14)	1:15.40 [10] (0:12.34)	1:03.06 [8] (0:12.96)	0:50.10 [6] (0:12.98)	0:37.12	+17
14	12	HELEVA DEEL Bailey Wheeler	2	64.8 1600m	0:11.44 1800m	2:05.44 [14] (0:14.53)	1:50.91 [7] (0:11.44)	1:39.47 [9] (0:11.44)	1:28.03 [8] (0:12.28)	1:15.75 [9] (0:12.47)	1:03.28 [10] (0:13.26)	0:50.02 [13] (0:12.96)	0:37.06	+5

Scratched: Waitakere (#8), Elveena (#16), Our Spider (#17), Iridessa (#18)

[] Ranking at each section and finish
 -:-:-:- No data available at this section
 NA No data available

SCN Saddle cloth number
 DNF Did not finish
 DNT Did not track



Toowoomba QLD Professional

Race 7: TAB TOWOOMBA CUP - 2000m

23 September 2023 - 16:48



Track Rating: Good 4, Weather: Fine, Rail Position: True

Section					600m	400m	200m				Last 600m
Field Times					0:36.06 (0:12.34)	0:23.72 (0:11.77)	0:11.95 (0:11.95)				0:36.06
Rank	TAB	Horse/Jockey	Barrier	Top Speed [km/h]	Fastest Section				Margin		
1	10	MILITARY GAMBLER Damien Thornton	14	65.8 1800m	0:11.01 1800m	0:36.06 [1] (0:12.34)	0:23.72 [1] (0:11.77)	0:11.95 [1] (0:11.95)	2:03.59	0:36.06	
2	9	NIKAU SPUR Ben Thompson	8	64.1 1400m	0:11.43 1800m	0:36.18 [2] (0:12.31)	0:23.87 [2] (0:11.92)	0:11.95 [2] (0:11.95)	1L	0:36.18 +7	
3	11	BAANONE Angela Jones	3	64.3 1800m	0:11.19 1800m	0:35.59 [11] (0:12.26)	0:23.33 [10] (0:11.73)	0:11.60 [6] (0:11.60)	1.8L	0:35.59 -8	
4	13	ENUFF HE SAID Jaden Lloyd	7	65.1 1600m	0:11.44 1800m	0:35.87 [10] (0:12.23)	0:23.64 [6] (0:11.89)	0:11.75 [5] (0:11.75)	2.6L	0:35.87 +7	
5	5	LINTHORPE LAD Larry Cassidy	18	63.7 1600m	0:11.51 1600m	0:36.00 [8] (0:12.43)	0:23.57 [9] (0:11.96)	0:11.61 [9] (0:11.61)	3.1L	0:36.00 +15	
6	1	NAMAZU Ryan Wiggins	9	64.0 1800m	0:11.27 1800m	0:36.35 [4] (0:12.23)	0:24.12 [3] (0:12.10)	0:12.02 [3] (0:12.02)	3.3L	0:36.35 +0	
7	6	RED WAVE Andrew Mallyon	13	64.6 1800m	0:11.41 1800m	0:36.20 [6] (0:12.23)	0:23.97 [5] (0:12.09)	0:11.88 [7] (0:11.88)	3.5L	0:36.20 +5	
8	7	SAYL Kyle Wilson-Taylor	1	63.9 1800m	0:11.39 1800m	0:36.12 [9] (0:12.34)	0:23.78 [7] (0:11.86)	0:11.92 [8] (0:11.92)	3.7L	0:36.12 -3	
9	4	BEAUFORT PARK Sean Cormack	12	63.4 1800m	0:11.29 1800m	0:36.15 [14] (0:12.31)	0:23.84 [14] (0:11.83)	0:12.01 [10] (0:12.01)	5.2L	0:36.15 -1	
10	3	WAPITI Taylor Marshall	17	68.1 Overall	0:10.90 1800m	0:36.80 [3] (0:12.44)	0:24.36 [4] (0:12.07)	0:12.29 [4] (0:12.29)	5.3L	0:36.80 +9	

Scratched: Waitakere (#8), Elveena (#16), Our Spider (#17), Iridessa (#18)

[] Ranking at each section and finish
 -:-:- No data available at this section
 NA No data available

SCN Saddle cloth number
 DNF Did not finish
 DNT Did not track



Toowoomba QLD Professional
 Race 7: TAB TOWOOMBA CUP - 2000m
 23 September 2023 - 16:48



Track Rating: Good 4, Weather: Fine, Rail Position: True

Section				600m	400m	200m			Last 600m	
Field Times				0:36.06 (0:12.34)	0:23.72 (0:11.77)	0:11.95 (0:11.95)			0:36.06	
Rank	TAB	Horse/Jockey	Barrier	Top Speed [km/h]	Fastest Section	Margin			Distance Travelled [m]	
11	15	TOP BOY Georgina Cartwright	6	64.6 1600m	0:11.40 1800m	0:36.53 [12] (0:12.24)	0:24.29 [11] (0:12.22)	0:12.07 [11] (0:12.07)	7.1L	0:36.53 +4
12	2	TAPPY'S LAD James Orman	15	63.8 1600m	0:11.61 1600m	0:36.87 [7] (0:12.39)	0:24.48 [8] (0:12.33)	0:12.15 [12] (0:12.15)	7.6L	0:36.87 +14
13	14	HARBELLE Cejay Graham	11	64.5 1600m	0:11.45 1600m	0:37.12 [5] (0:12.62)	0:24.50 [12] (0:12.34)	0:12.16 [13] (0:12.16)	8.4L	0:37.12 +17
14	12	HELEVA DEEL Bailey Wheeler	2	64.8 1600m	0:11.44 1800m	0:37.06 [13] (0:12.25)	0:24.81 [13] (0:12.33)	0:12.48 [13] (0:12.48)	10.2L	0:37.06 +5

Scratched: Waitakere (#8), Elveena (#16), Our Spider (#17), Iridessa (#18)

[] Ranking at each section and finish
 -:-:- No data available at this section
 NA No data available

SCN Saddle cloth number
 DNF Did not finish
 DNT Did not track



Horse/Jockey Name	Military Gambler
Final Rank	1
Fastest Section Time (Section)	0:11.01 (1800m)
Top Speed [km/h] (Section)	65.8 (1800m)
Race State	Finished



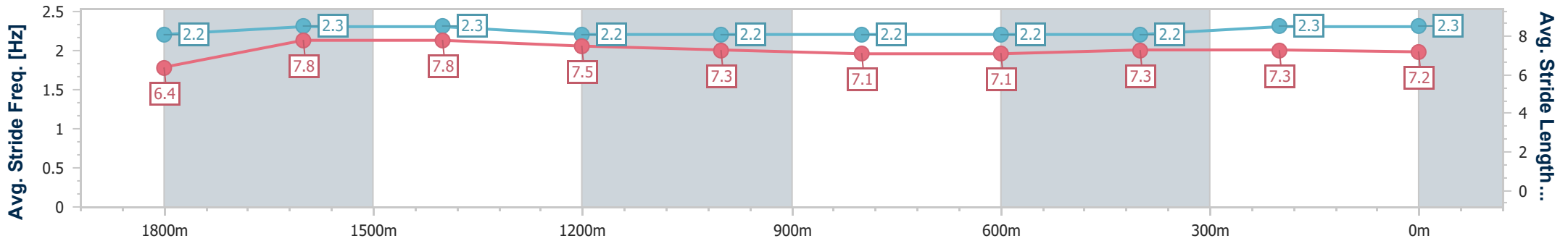
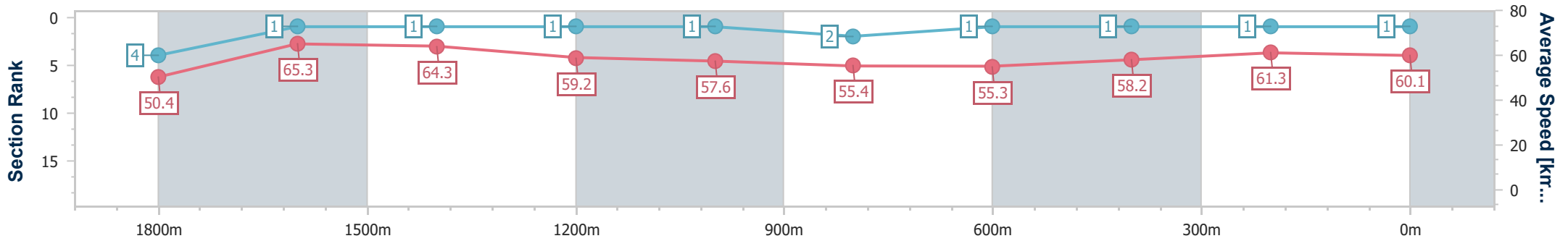
Toowoomba QLD Professional
Race 7: TAB TOOWOOMBA CUP - 2000m



23 September 2023 - 16:48

Track Rating: Good 4, Weather: Fine, Rail Position: True

Section	Overall	1800m	1600m	1400m	1200m	1000m	800m	600m	400m	200m
Section Times	2:03.59 [1] (0:14.30)	1:49.29 [4] (0:11.01)	1:38.28 [1] (0:11.18)	1:27.10 [1] (0:12.33)	1:14.77 [1] (0:12.54)	1:02.23 [1] (0:13.09)	0:49.14 [2] (0:13.08)	0:36.06 [1] (0:12.34)	0:23.72 [1] (0:11.77)	0:11.95 [1] (0:11.95)
Average Speed [km/h]	50.4	65.3	64.3	59.2	57.6	55.4	55.3	58.2	61.3	60.1
Top Speed [km/h]	64.9	65.8	65.6	62.6	58.5	56.7	56.8	59.7	62.7	61.1
Avg. Dist. to Rail [m]	4.2	0.4	1.2	2.5	3.2	2.5	1.3	0.4	0.4	0.2
Avg. Stride Freq. [Hz]	2.2	2.3	2.3	2.2	2.2	2.2	2.2	2.2	2.3	2.3
Avg. Stride Length [m]	6.4	7.8	7.8	7.5	7.3	7.1	7.1	7.3	7.3	7.2



- [] Ranking at each section and finish
- .-.- No data available at this section
- NA No data available



Horse/Jockey Name	Nikau Spur
Final Rank	2
Fastest Section Time (Section)	0:11.43 (1800m)
Top Speed [km/h] (Section)	64.1 (1400m)
Race State	Finished



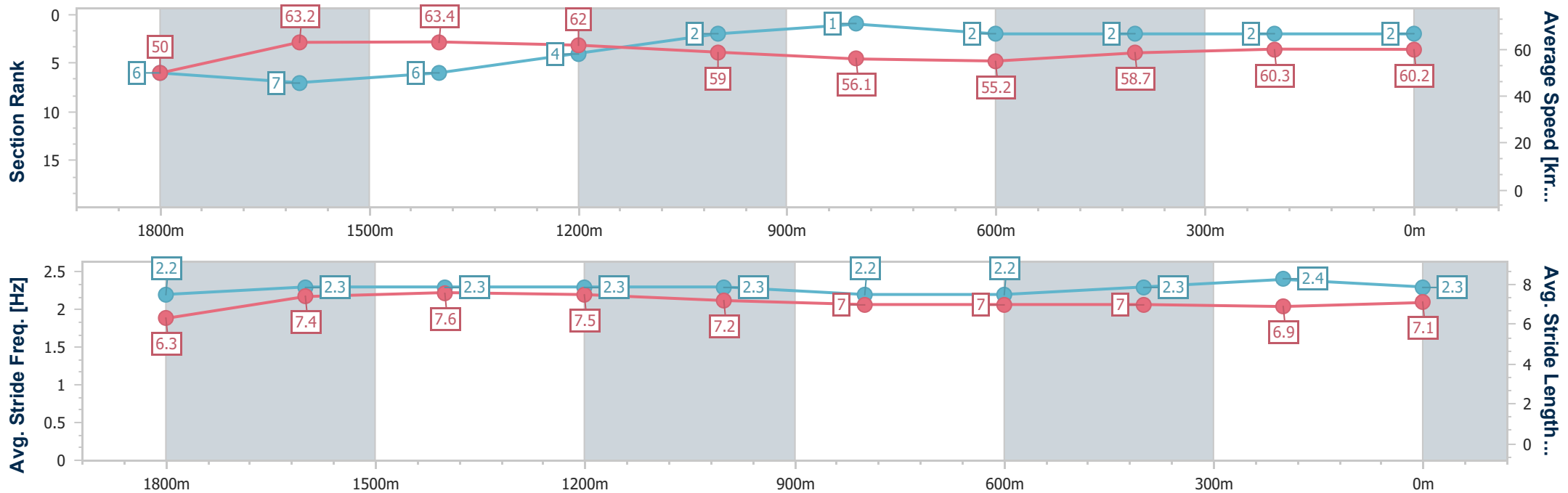
Toowoomba QLD Professional
Race 7: TAB TOOWOOMBA CUP - 2000m



23 September 2023 - 16:48

Track Rating: Good 4, Weather: Fine, Rail Position: True

Section	Overall	1800m	1600m	1400m	1200m	1000m	800m	600m	400m	200m
Section Times	2:03.76 [2] (0:14.39)	1:49.37 [6] (0:11.43)	1:37.94 [7] (0:11.46)	1:26.48 [6] (0:11.86)	1:14.62 [4] (0:12.27)	1:02.35 [2] (0:13.00)	0:49.35 [1] (0:13.17)	0:36.18 [2] (0:12.31)	0:23.87 [2] (0:11.92)	0:11.95 [2] (0:11.95)
Average Speed [km/h]	50.0	63.2	63.4	62.0	59.0	56.1	55.2	58.7	60.3	60.2
Top Speed [km/h]	64.0	64.1	64.0	64.1	60.5	58.3	57.2	59.9	61.8	61.5
Avg. Dist. to Rail [m]	1.3	0.7	3.0	4.0	4.9	3.9	2.6	0.8	0.5	0.5
Avg. Stride Freq. [Hz]	2.2	2.3	2.3	2.3	2.3	2.2	2.2	2.3	2.4	2.3
Avg. Stride Length [m]	6.3	7.4	7.6	7.5	7.2	7.0	7.0	7.0	6.9	7.1



- [] Ranking at each section and finish
- .-.-.- No data available at this section
- NA No data available



Horse/Jockey Name	Baanone
Final Rank	3
Fastest Section Time (Section)	0:11.19 (1800m)
Top Speed [km/h] (Section)	64.3 (1800m)
Race State	Finished



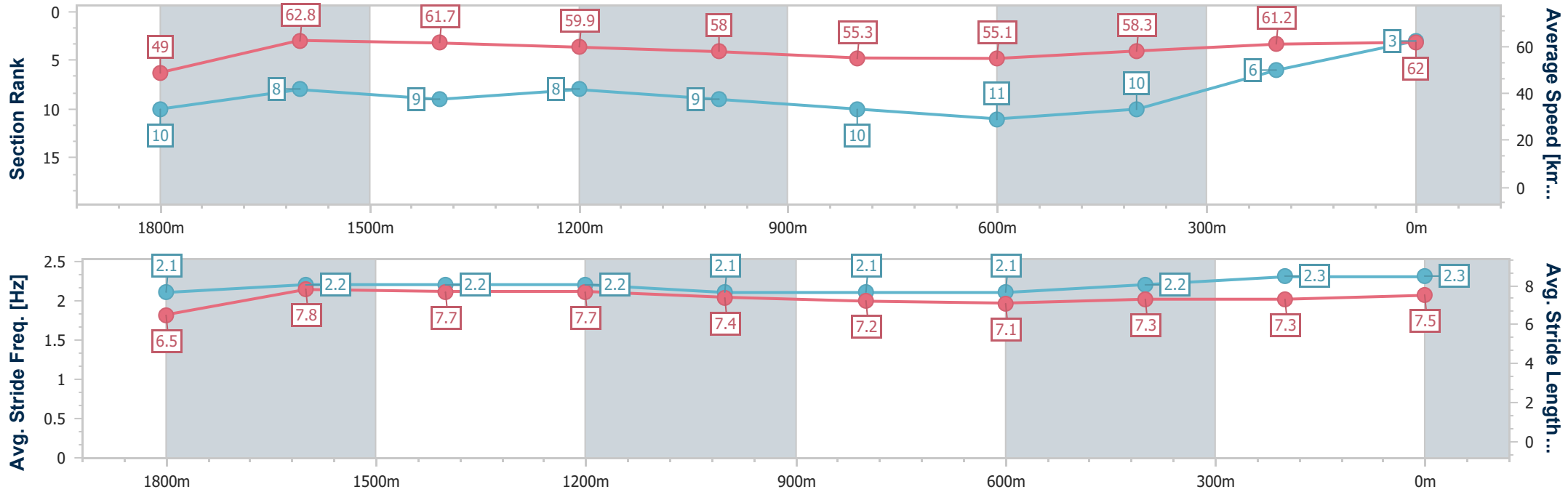
Toowoomba QLD Professional
Race 7: TAB TOOWOOMBA CUP - 2000m



23 September 2023 - 16:48

Track Rating: Good 4, Weather: Fine, Rail Position: True

Section	Overall	1800m	1600m	1400m	1200m	1000m	800m	600m	400m	200m
Section Times	2:03.92 [3] (0:14.71)	1:49.21 [10] (0:11.19)	1:38.02 [8] (0:11.63)	1:26.39 [9] (0:12.11)	1:14.28 [8] (0:12.50)	1:01.78 [9] (0:13.07)	0:48.71 [10] (0:13.12)	0:35.59 [11] (0:12.26)	0:23.33 [10] (0:11.73)	0:11.60 [6] (0:11.60)
Average Speed [km/h]	49.0	62.8	61.7	59.9	58.0	55.3	55.1	58.3	61.2	62.0
Top Speed [km/h]	63.9	64.3	63.8	63.1	59.5	57.1	57.2	59.7	63.0	62.9
Avg. Dist. to Rail [m]	5.4	5.6	1.0	1.7	3.2	1.3	1.4	1.4	0.5	1.7
Avg. Stride Freq. [Hz]	2.1	2.2	2.2	2.2	2.1	2.1	2.1	2.2	2.3	2.3
Avg. Stride Length [m]	6.5	7.8	7.7	7.7	7.4	7.2	7.1	7.3	7.3	7.5



- [] Ranking at each section and finish
- .-.- No data available at this section
- NA No data available



Horse/Jockey Name	Enuff He Said
Final Rank	4
Fastest Section Time (Section)	0:11.44 (1800m)
Top Speed [km/h] (Section)	65.1 (1600m)
Race State	Finished



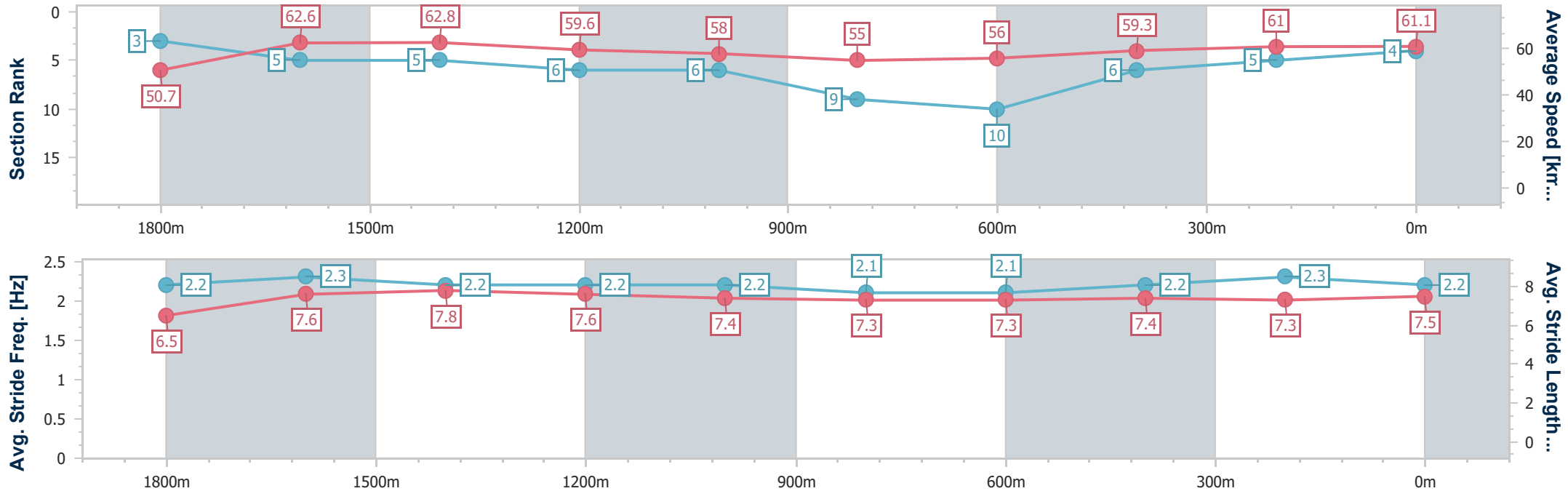
Toowoomba QLD Professional
Race 7: TAB TOOWOOMBA CUP - 2000m



23 September 2023 - 16:48

Track Rating: Good 4, Weather: Fine, Rail Position: True

Section	Overall	1800m	1600m	1400m	1200m	1000m	800m	600m	400m	200m
Section Times	2:04.06 [4] (0:14.23)	1:49.83 [3] (0:11.44)	1:38.39 [5] (0:11.50)	1:26.89 [5] (0:12.30)	1:14.59 [6] (0:12.49)	1:02.10 [6] (0:13.24)	0:48.86 [9] (0:12.99)	0:35.87 [10] (0:12.23)	0:23.64 [6] (0:11.89)	0:11.75 [5] (0:11.75)
Average Speed [km/h]	50.7	62.6	62.8	59.6	58.0	55.0	56.0	59.3	61.0	61.1
Top Speed [km/h]	62.5	65.1	65.1	62.8	59.1	56.7	58.3	60.2	61.7	61.9
Avg. Dist. to Rail [m]	1.7	0.9	1.2	3.1	4.5	3.6	2.7	1.6	2.3	3.3
Avg. Stride Freq. [Hz]	2.2	2.3	2.2	2.2	2.2	2.1	2.1	2.2	2.3	2.2
Avg. Stride Length [m]	6.5	7.6	7.8	7.6	7.4	7.3	7.3	7.4	7.3	7.5



- [] Ranking at each section and finish
- .-.- No data available at this section
- NA No data available



Horse/Jockey Name	Linthorpe Lad
Final Rank	5
Fastest Section Time (Section)	0:11.51 (1600m)
Top Speed [km/h] (Section)	63.7 (1600m)
Race State	Finished



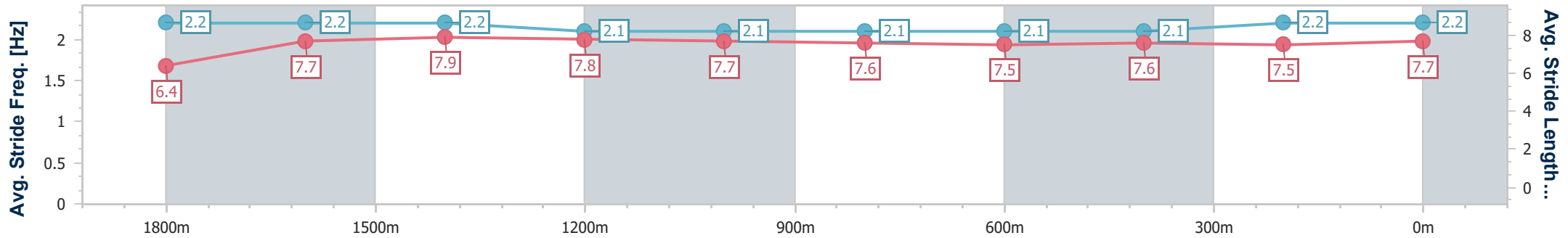
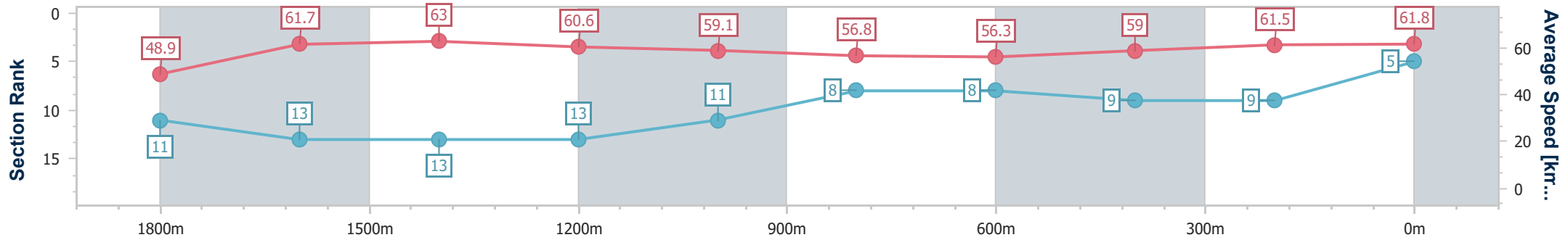
Toowoomba QLD Professional
Race 7: TAB TOOWOOMBA CUP - 2000m



23 September 2023 - 16:48

Track Rating: Good 4, Weather: Fine, Rail Position: True

Section	Overall	1800m	1600m	1400m	1200m	1000m	800m	600m	400m	200m
Section Times	2:04.15 [5] (0:14.77)	1:49.38 [11] (0:11.67)	1:37.71 [13] (0:11.51)	1:26.20 [13] (0:12.11)	1:14.09 [13] (0:12.27)	1:01.82 [11] (0:12.84)	0:48.98 [8] (0:12.98)	0:36.00 [8] (0:12.43)	0:23.57 [9] (0:11.96)	0:11.61 [9] (0:11.61)
Average Speed [km/h]	48.9	61.7	63.0	60.6	59.1	56.8	56.3	59.0	61.5	61.8
Top Speed [km/h]	61.1	63.7	63.7	63.4	60.4	59.6	58.7	60.2	62.5	62.6
Avg. Dist. to Rail [m]	8.3	0.3	1.8	3.4	5.4	4.5	4.4	3.6	5.7	5.4
Avg. Stride Freq. [Hz]	2.2	2.2	2.2	2.1	2.1	2.1	2.1	2.1	2.2	2.2
Avg. Stride Length [m]	6.4	7.7	7.9	7.8	7.7	7.6	7.5	7.6	7.5	7.7



- [] Ranking at each section and finish
- .-.- No data available at this section
- NA No data available



Horse/Jockey Name	Namazu
Final Rank	6
Fastest Section Time (Section)	0:11.27 (1800m)
Top Speed [km/h] (Section)	64.0 (1800m)
Race State	Finished



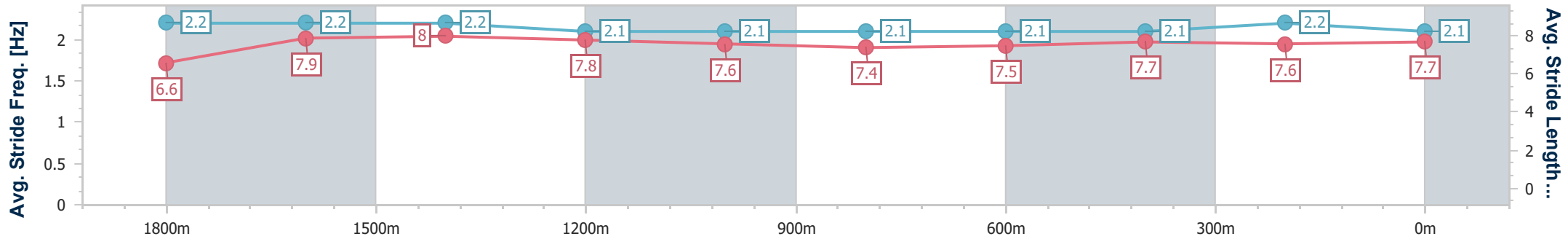
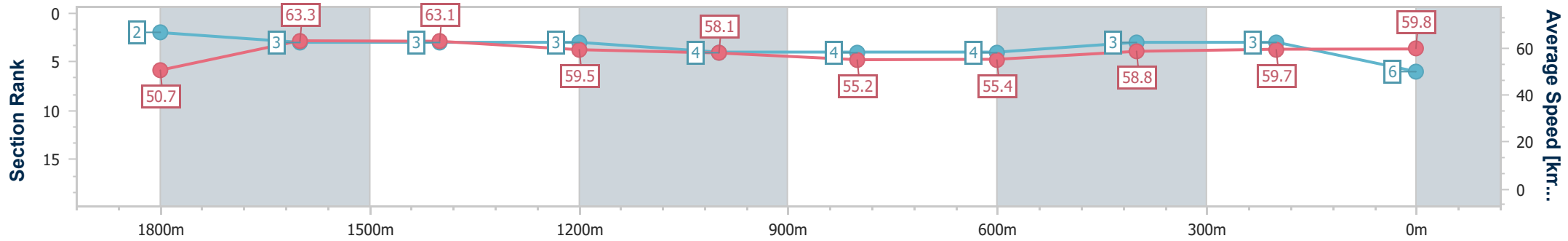
Toowoomba QLD Professional
Race 7: TAB TOOWOOMBA CUP - 2000m



23 September 2023 - 16:48

Track Rating: Good 4, Weather: Fine, Rail Position: True

Section	Overall	1800m	1600m	1400m	1200m	1000m	800m	600m	400m	200m
Section Times	2:04.21 [6] (0:14.21)	1:50.00 [2] (0:11.27)	1:38.73 [3] (0:11.42)	1:27.31 [3] (0:12.23)	1:15.08 [3] (0:12.47)	1:02.61 [4] (0:13.13)	0:49.48 [4] (0:13.13)	0:36.35 [4] (0:12.23)	0:24.12 [3] (0:12.10)	0:12.02 [3] (0:12.02)
Average Speed [km/h]	50.7	63.3	63.1	59.5	58.1	55.2	55.4	58.8	59.7	59.8
Top Speed [km/h]	63.5	64.0	63.8	62.4	59.5	56.1	57.3	59.9	60.3	60.5
Avg. Dist. to Rail [m]	1.7	1.6	0.7	2.0	4.1	2.9	2.1	0.5	0.7	0.7
Avg. Stride Freq. [Hz]	2.2	2.2	2.2	2.1	2.1	2.1	2.1	2.1	2.2	2.1
Avg. Stride Length [m]	6.6	7.9	8.0	7.8	7.6	7.4	7.5	7.7	7.6	7.7



- [] Ranking at each section and finish
- .-.- No data available at this section
- NA No data available



Horse/Jockey Name	Red Wave
Final Rank	7
Fastest Section Time (Section)	0:11.41 (1800m)
Top Speed [km/h] (Section)	64.6 (1800m)
Race State	Finished



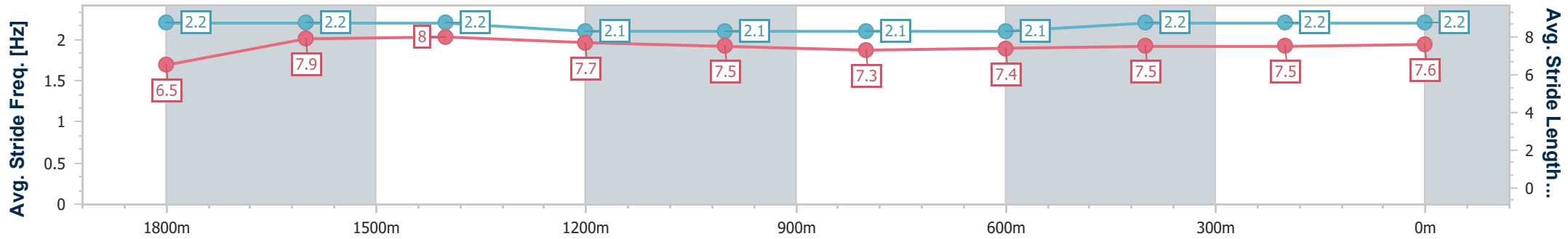
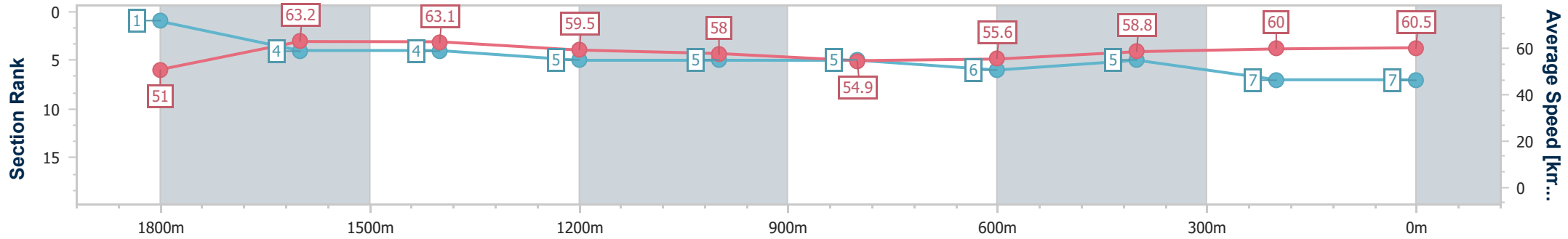
Toowoomba QLD Professional
Race 7: TAB TOOWOOMBA CUP - 2000m



23 September 2023 - 16:48

Track Rating: Good 4, Weather: Fine, Rail Position: True

Section	Overall	1800m	1600m	1400m	1200m	1000m	800m	600m	400m	200m
Section Times	2:04.24 [7] (0:14.15)	1:50.09 [1] (0:11.41)	1:38.68 [4] (0:11.49)	1:27.19 [4] (0:12.26)	1:14.93 [5] (0:12.46)	1:02.47 [5] (0:13.24)	0:49.23 [5] (0:13.03)	0:36.20 [6] (0:12.23)	0:23.97 [5] (0:12.09)	0:11.88 [7] (0:11.88)
Average Speed [km/h]	51.0	63.2	63.1	59.5	58.0	54.9	55.6	58.8	60.0	60.5
Top Speed [km/h]	63.3	64.6	64.5	63.0	59.9	55.8	58.9	59.9	60.6	61.0
Avg. Dist. to Rail [m]	3.7	0.6	1.6	2.3	3.8	3.2	1.5	0.3	2.9	4.6
Avg. Stride Freq. [Hz]	2.2	2.2	2.2	2.1	2.1	2.1	2.1	2.2	2.2	2.2
Avg. Stride Length [m]	6.5	7.9	8.0	7.7	7.5	7.3	7.4	7.5	7.5	7.6



- [] Ranking at each section and finish
- .-.- No data available at this section
- NA No data available



Horse/Jockey Name	Sayl
Final Rank	8
Fastest Section Time (Section)	0:11.39 (1800m)
Top Speed [km/h] (Section)	63.9 (1800m)
Race State	Finished



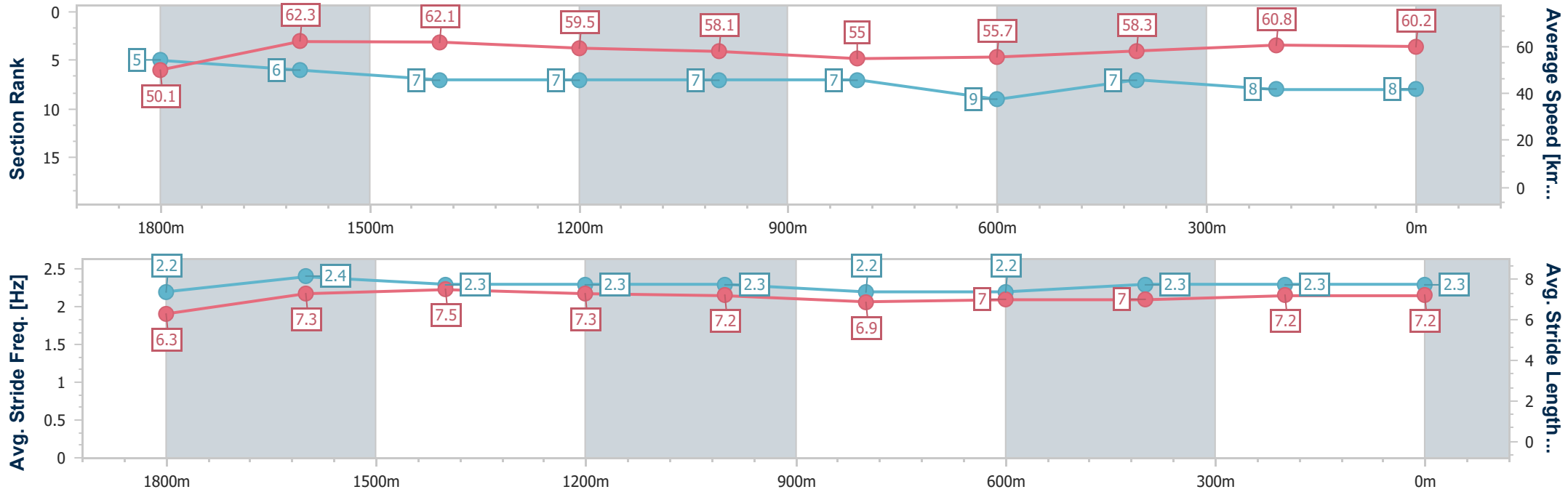
Toowoomba QLD Professional
Race 7: TAB TOOWOOMBA CUP - 2000m



23 September 2023 - 16:48

Track Rating: Good 4, Weather: Fine, Rail Position: True

Section	Overall	1800m	1600m	1400m	1200m	1000m	800m	600m	400m	200m
Section Times	2:04.29 [8] (0:14.37)	1:49.92 [5] (0:11.39)	1:38.53 [6] (0:11.59)	1:26.94 [7] (0:12.18)	1:14.76 [7] (0:12.44)	1:02.32 [7] (0:13.19)	0:49.13 [7] (0:13.01)	0:36.12 [9] (0:12.34)	0:23.78 [7] (0:11.86)	0:11.92 [8] (0:11.92)
Average Speed [km/h]	50.1	62.3	62.1	59.5	58.1	55.0	55.7	58.3	60.8	60.2
Top Speed [km/h]	63.0	63.9	63.3	62.9	59.4	57.0	58.2	59.3	62.5	62.4
Avg. Dist. to Rail [m]	2.4	2.8	0.6	1.3	3.4	2.9	1.5	0.5	1.1	0.9
Avg. Stride Freq. [Hz]	2.2	2.4	2.3	2.3	2.3	2.2	2.2	2.3	2.3	2.3
Avg. Stride Length [m]	6.3	7.3	7.5	7.3	7.2	6.9	7.0	7.0	7.2	7.2



- [] Ranking at each section and finish
- .-.- No data available at this section
- NA No data available



Horse/Jockey Name	Beaufort Park
Final Rank	9
Fastest Section Time (Section)	0:11.29 (1800m)
Top Speed [km/h] (Section)	63.4 (1800m)
Race State	Finished



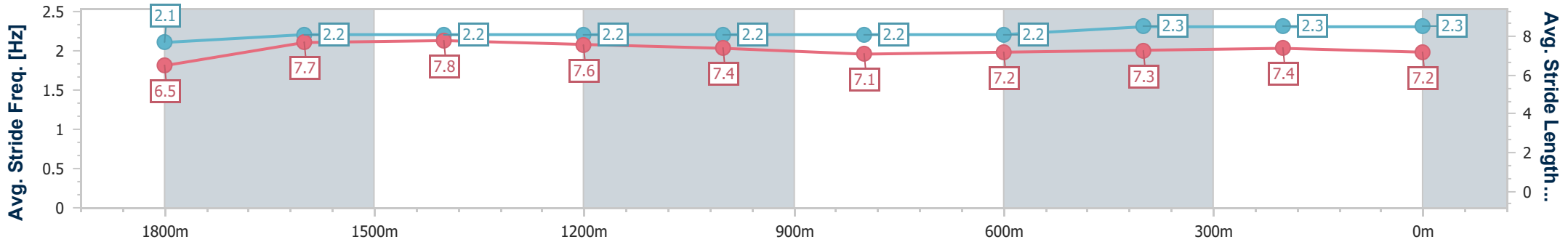
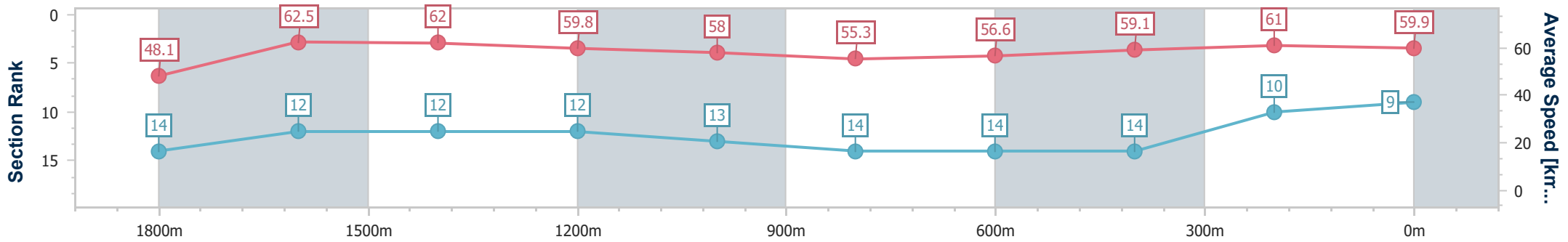
Toowoomba QLD Professional
Race 7: TAB TOOWOOMBA CUP - 2000m



23 September 2023 - 16:48

Track Rating: Good 4, Weather: Fine, Rail Position: True

Section	Overall	1800m	1600m	1400m	1200m	1000m	800m	600m	400m	200m
Section Times	2:04.58 [9] (0:15.00)	1:49.58 [14] (0:11.29)	1:38.29 [12] (0:11.56)	1:26.73 [12] (0:12.14)	1:14.59 [12] (0:12.50)	1:02.09 [13] (0:13.09)	0:49.00 [14] (0:12.85)	0:36.15 [14] (0:12.31)	0:23.84 [14] (0:11.83)	0:12.01 [10] (0:12.01)
Average Speed [km/h]	48.1	62.5	62.0	59.8	58.0	55.3	56.6	59.1	61.0	59.9
Top Speed [km/h]	63.1	63.4	63.3	62.6	59.5	58.0	59.7	60.6	61.7	61.5
Avg. Dist. to Rail [m]	3.8	4.8	0.9	1.8	3.0	2.0	2.8	1.7	1.3	1.7
Avg. Stride Freq. [Hz]	2.1	2.2	2.2	2.2	2.2	2.2	2.2	2.3	2.3	2.3
Avg. Stride Length [m]	6.5	7.7	7.8	7.6	7.4	7.1	7.2	7.3	7.4	7.2



- [] Ranking at each section and finish
- .-.- No data available at this section
- NA No data available



Horse/Jockey Name	Wapiti
Final Rank	10
Fastest Section Time (Section)	0:10.90 (1800m)
Top Speed [km/h] (Section)	68.1 (Overall)
Race State	Finished



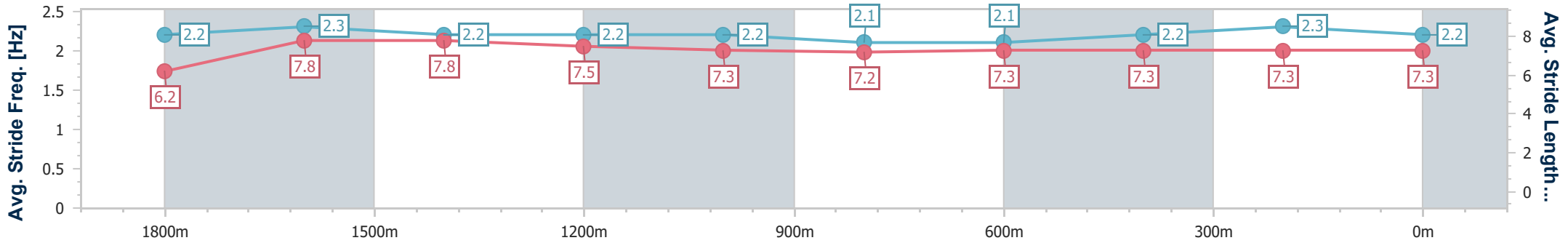
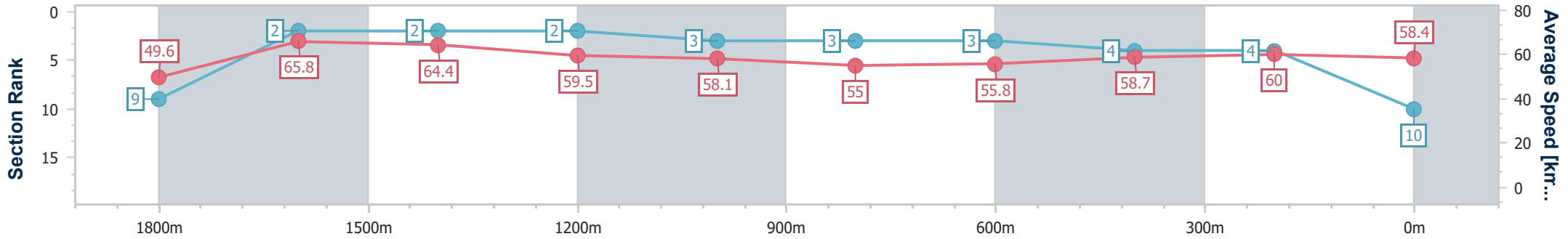
Toowoomba QLD Professional
Race 7: TAB TOOWOOMBA CUP - 2000m



23 September 2023 - 16:48

Track Rating: Good 4, Weather: Fine, Rail Position: True

Section	Overall	1800m	1600m	1400m	1200m	1000m	800m	600m	400m	200m
Section Times	2:04.58 [10] (0:14.56)	1:50.02 [9] (0:10.90)	1:39.12 [2] (0:11.27)	1:27.85 [2] (0:12.25)	1:15.60 [2] (0:12.46)	1:03.14 [3] (0:13.25)	0:49.89 [3] (0:13.09)	0:36.80 [3] (0:12.44)	0:24.36 [4] (0:12.07)	0:12.29 [4] (0:12.29)
Average Speed [km/h]	49.6	65.8	64.4	59.5	58.1	55.0	55.8	58.7	60.0	58.4
Top Speed [km/h]	68.1	66.8	66.2	62.3	60.3	56.6	58.8	59.7	61.1	59.9
Avg. Dist. to Rail [m]	4.4	0.8	1.7	2.4	4.4	3.9	3.9	2.5	1.8	1.1
Avg. Stride Freq. [Hz]	2.2	2.3	2.2	2.2	2.2	2.1	2.1	2.2	2.3	2.2
Avg. Stride Length [m]	6.2	7.8	7.8	7.5	7.3	7.2	7.3	7.3	7.3	7.3



- [] Ranking at each section and finish
- .-.- No data available at this section
- NA No data available



Horse/Jockey Name	Top Boy
Final Rank	11
Fastest Section Time (Section)	0:11.40 (1800m)
Top Speed [km/h] (Section)	64.6 (1600m)
Race State	Finished



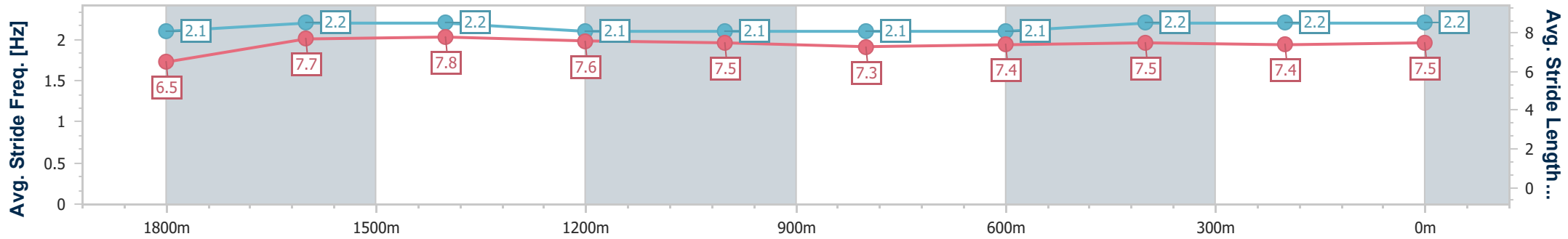
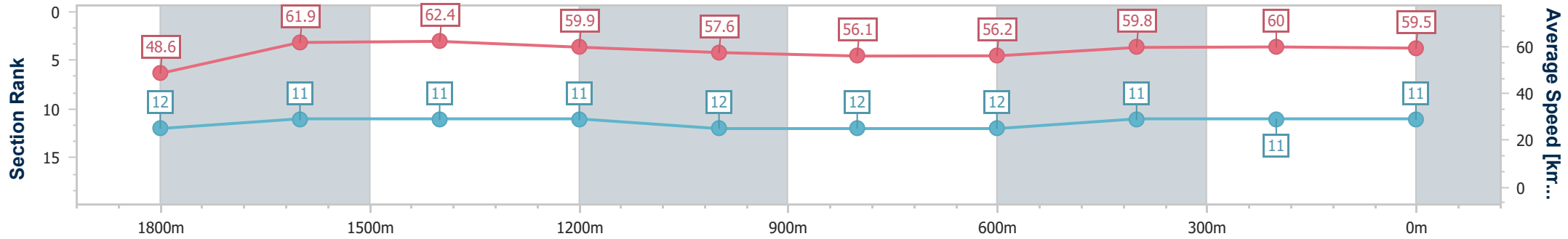
Toowoomba QLD Professional
Race 7: TAB TOOWOOMBA CUP - 2000m



23 September 2023 - 16:48

Track Rating: Good 4, Weather: Fine, Rail Position: True

Section	Overall	1800m	1600m	1400m	1200m	1000m	800m	600m	400m	200m
Section Times	2:04.89 [11] (0:14.83)	1:50.06 [12] (0:11.40)	1:38.66 [11] (0:11.49)	1:27.17 [11] (0:12.16)	1:15.01 [11] (0:12.56)	1:02.45 [12] (0:12.98)	0:49.47 [12] (0:12.94)	0:36.53 [12] (0:12.24)	0:24.29 [11] (0:12.22)	0:12.07 [11] (0:12.07)
Average Speed [km/h]	48.6	61.9	62.4	59.9	57.6	56.1	56.2	59.8	60.0	59.5
Top Speed [km/h]	62.4	62.6	64.6	63.8	59.4	57.4	60.0	60.6	60.8	60.9
Avg. Dist. to Rail [m]	1.7	4.0	1.1	2.2	3.9	3.2	3.3	3.0	5.1	5.9
Avg. Stride Freq. [Hz]	2.1	2.2	2.2	2.1	2.1	2.1	2.1	2.2	2.2	2.2
Avg. Stride Length [m]	6.5	7.7	7.8	7.6	7.5	7.3	7.4	7.5	7.4	7.5



- [] Ranking at each section and finish
- .-.- No data available at this section
- NA No data available



Horse/Jockey Name	Tappy's Lad
Final Rank	12
Fastest Section Time (Section)	0:11.61 (1600m)
Top Speed [km/h] (Section)	63.8 (1600m)
Race State	Finished



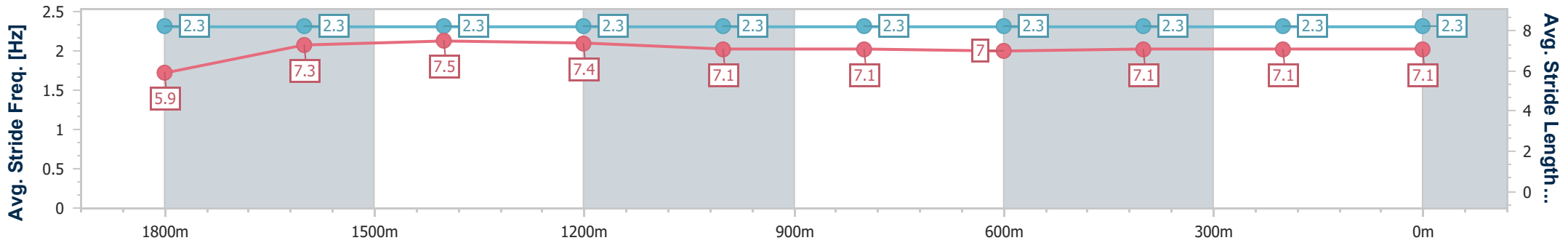
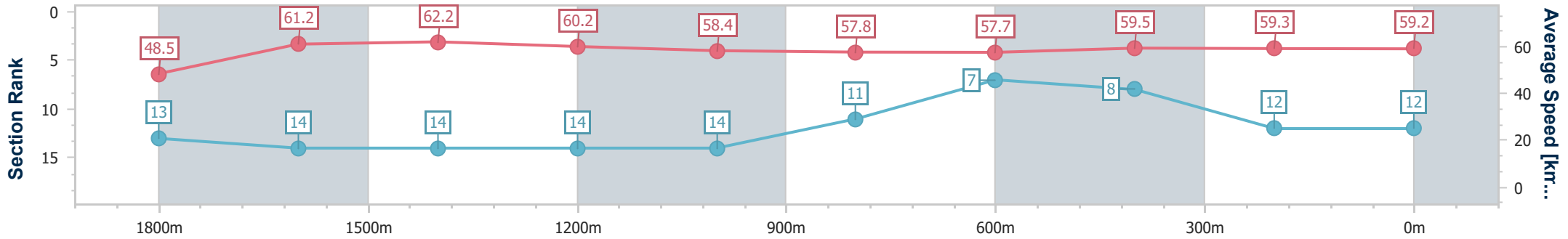
Toowoomba QLD Professional
Race 7: TAB TOOWOOMBA CUP - 2000m



23 September 2023 - 16:48

Track Rating: Good 4, Weather: Fine, Rail Position: True

Section	Overall	1800m	1600m	1400m	1200m	1000m	800m	600m	400m	200m
Section Times	2:04.99 [12] (0:14.90)	1:50.09 [13] (0:11.70)	1:38.39 [14] (0:11.61)	1:26.78 [14] (0:12.11)	1:14.67 [14] (0:12.39)	1:02.28 [14] (0:12.66)	0:49.62 [11] (0:12.75)	0:36.87 [7] (0:12.39)	0:24.48 [8] (0:12.33)	0:12.15 [12] (0:12.15)
Average Speed [km/h]	48.5	61.2	62.2	60.2	58.4	57.8	57.7	59.5	59.3	59.2
Top Speed [km/h]	59.9	62.6	63.8	62.0	60.9	59.9	60.0	60.7	60.9	59.8
Avg. Dist. to Rail [m]	5.7	1.1	1.2	2.2	4.9	5.1	5.9	4.6	4.6	4.4
Avg. Stride Freq. [Hz]	2.3	2.3	2.3	2.3	2.3	2.3	2.3	2.3	2.3	2.3
Avg. Stride Length [m]	5.9	7.3	7.5	7.4	7.1	7.1	7.0	7.1	7.1	7.1



- [] Ranking at each section and finish
- .-.- No data available at this section
- NA No data available



Horse/Jockey Name	Harbelle
Final Rank	13
Fastest Section Time (Section)	0:11.45 (1600m)
Top Speed [km/h] (Section)	64.5 (1600m)
Race State	Finished



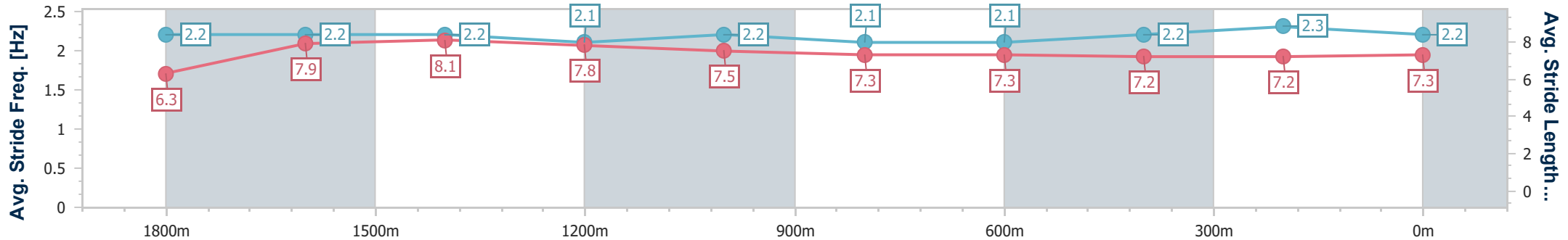
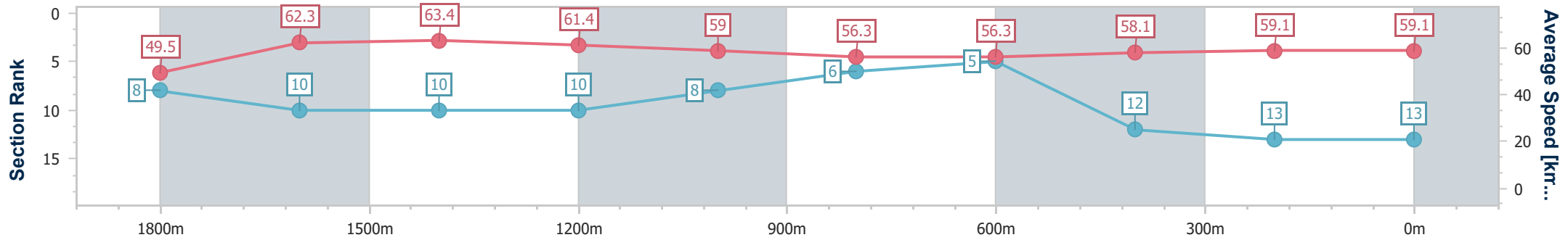
Toowoomba QLD Professional
Race 7: TAB TOOWOOMBA CUP - 2000m



23 September 2023 - 16:48

Track Rating: Good 4, Weather: Fine, Rail Position: True

Section	Overall	1800m	1600m	1400m	1200m	1000m	800m	600m	400m	200m
Section Times	2:05.12 [13] (0:14.54)	1:50.58 [8] (0:11.59)	1:38.99 [10] (0:11.45)	1:27.54 [10] (0:12.14)	1:15.40 [10] (0:12.34)	1:03.06 [8] (0:12.96)	0:50.10 [6] (0:12.98)	0:37.12 [5] (0:12.62)	0:24.50 [12] (0:12.34)	0:12.16 [13] (0:12.16)
Average Speed [km/h]	49.5	62.3	63.4	61.4	59.0	56.3	56.3	58.1	59.1	59.1
Top Speed [km/h]	62.3	62.9	64.5	64.5	60.4	58.2	58.0	59.1	60.8	60.0
Avg. Dist. to Rail [m]	2.5	0.4	3.3	6.3	7.3	4.7	3.6	3.6	3.8	3.4
Avg. Stride Freq. [Hz]	2.2	2.2	2.2	2.1	2.2	2.1	2.1	2.2	2.3	2.2
Avg. Stride Length [m]	6.3	7.9	8.1	7.8	7.5	7.3	7.3	7.2	7.2	7.3



- [] Ranking at each section and finish
- .-.- No data available at this section
- NA No data available



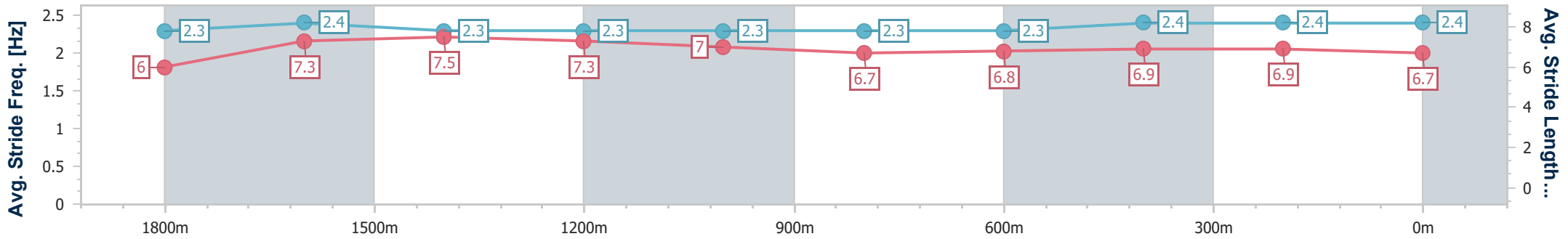
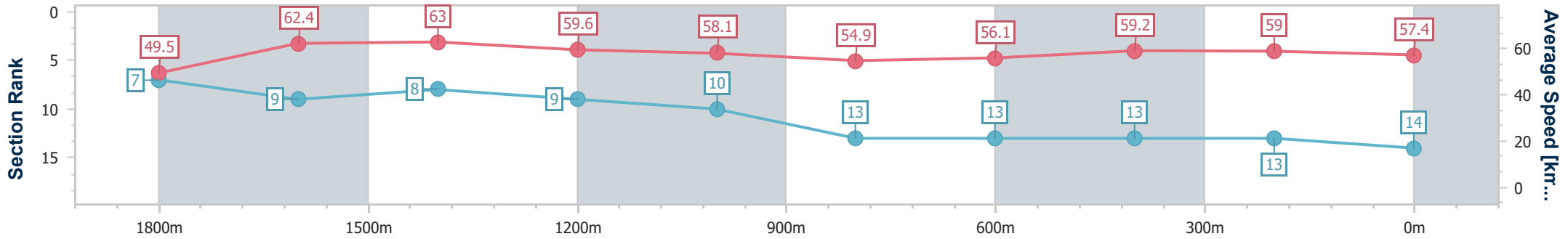
Horse/Jockey Name	Heleva Deel
Final Rank	14
Fastest Section Time (Section)	0:11.44 (1800m)
Top Speed [km/h] (Section)	64.8 (1600m)
Race State	Finished



Toowoomba QLD Professional
 Race 7: TAB TOOWOOMBA CUP - 2000m
 23 September 2023 - 16:48
 Track Rating: Good 4, Weather: Fine, Rail Position: True



Section	Overall	1800m	1600m	1400m	1200m	1000m	800m	600m	400m	200m
Section Times	2:05.44 [14] (0:14.53)	1:50.91 [7] (0:11.44)	1:39.47 [9] (0:11.44)	1:28.03 [8] (0:12.28)	1:15.75 [9] (0:12.47)	1:03.28 [10] (0:13.26)	0:50.02 [13] (0:12.96)	0:37.06 [13] (0:12.25)	0:24.81 [13] (0:12.33)	0:12.48 [13] (0:12.48)
Average Speed [km/h]	49.5	62.4	63.0	59.6	58.1	54.9	56.1	59.2	59.0	57.4
Top Speed [km/h]	62.6	64.1	64.8	63.2	60.0	58.4	59.1	60.5	60.1	58.7
Avg. Dist. to Rail [m]	0.8	2.0	0.7	3.0	4.9	3.8	2.7	1.6	2.4	0.8
Avg. Stride Freq. [Hz]	2.3	2.4	2.3	2.3	2.3	2.3	2.3	2.4	2.4	2.4
Avg. Stride Length [m]	6.0	7.3	7.5	7.3	7.0	6.7	6.8	6.9	6.9	6.7



- [] Ranking at each section and finish
- .-.- No data available at this section
- NA No data available