



Toowoomba QLD Professional

Race 5: K&R PLUMBING SUPPLIES BENCHMARK 80 Handicap - 1625m

23 September 2023 - 15:32



Track Rating: Good 4, Weather: Fine, Rail Position: True

Section	Field Times	Overall	1400m	1200m	1000m	800m	600m	400m	Last 600m					
		1:38.40 (0:14.38)	1:24.02 (0:11.36)	1:12.66 (0:11.38)	1:01.28 (0:12.04)	0:49.24 (0:12.54)	0:36.70 (0:12.52)	0:24.18 (0:12.11)	0:36.70					
Rank	TAB	Horse/Jockey	Barrier	Top Speed [km/h]	Fastest Section	Overall	1400m	1200m	1000m	800m	600m	400m	Last 600m	Distance Travelled [m]
1	4	KRONENBOURG James Orman	9	66.4	0:11.25 Overall 1400m	1:38.40 [1] (0:14.74)	1:23.66 [4] (0:11.25)	1:12.41 [5] (0:11.73)	1:00.68 [5] (0:12.11)	0:48.57 [5] (0:12.49)	0:36.08 [5] (0:12.26)	0:23.82 [4] (0:11.75)	0:36.08	
2	2	BLACKLOG Bailey Wheeler	15	70.8	0:11.10 Overall 1400m	1:38.58 [2] (0:15.18)	1:23.40 [8] (0:11.10)	1:12.30 [8] (0:11.81)	1:00.49 [7] (0:12.15)	0:48.34 [8] (0:12.30)	0:36.04 [8] (0:12.41)	0:23.63 [6] (0:11.80)	0:36.04	+8
3	12	AQUA ALTA Jaden Lloyd	2	66.0	0:11.40 1400m	1:38.65 [3] (0:14.60)	1:24.05 [2] (0:11.40)	1:12.65 [6] (0:11.80)	1:00.85 [6] (0:12.11)	0:48.74 [6] (0:12.41)	0:36.33 [5] (0:12.32)	0:24.01 [5] (0:11.98)	0:36.33	-5
4	5	MAGIC CONQUEROR Angela Jones	7	69.0	0:11.36 Overall 1400m	1:38.74 [4] (0:14.38)	1:24.36 [1] (0:11.36)	1:13.00 [1] (0:11.56)	1:01.44 [2] (0:11.88)	0:49.56 [2] (0:12.52)	0:37.04 [1] (0:12.52)	0:24.52 [1] (0:12.19)	0:37.04	-13
5	11	TELEPHONE BOOTH Damien Thornton	3	67.7	0:11.19 Overall 1400m	1:38.97 [5] (0:14.62)	1:24.35 [3] (0:11.19)	1:13.16 [2] (0:11.51)	1:01.65 [3] (0:12.23)	0:49.42 [3] (0:12.38)	0:37.04 [3] (0:12.48)	0:24.56 [2] (0:12.14)	0:37.04	-4
6	9	RAGING POLE Cejay Graham	1	67.8	0:11.22 Overall 1400m	1:39.15 [6] (0:15.06)	1:24.09 [7] (0:11.22)	1:12.87 [7] (0:11.88)	1:00.99 [8] (0:12.11)	0:48.88 [9] (0:12.49)	0:36.39 [9] (0:12.20)	0:24.19 [7] (0:12.09)	0:36.39	-13
7	14	EPICURIUS Ben Thompson	12	69.0	0:11.09 Overall 1400m	1:39.34 [7] (0:15.58)	1:23.76 [11] (0:11.09)	1:12.67 [11] (0:11.89)	1:00.78 [10] (0:11.97)	0:48.81 [10] (0:12.37)	0:36.44 [10] (0:12.34)	0:24.10 [10] (0:12.08)	0:36.44	-12
8	13	CORONA LAD Melea Castle	16	70.6	0:11.07 1400m	1:39.35 [8] (0:15.65)	1:23.70 [12] (0:11.07)	1:12.63 [12] (0:12.09)	1:00.54 [12] (0:12.09)	0:48.45 [12] (0:12.44)	0:36.01 [12] (0:12.25)	0:23.76 [12] (0:12.01)	0:36.01	+0
9	10	SEMAPHORE GIRL Georgina Cartwright	11	68.5	0:11.13 1400m	1:39.38 [9] (0:15.20)	1:24.18 [9] (0:11.13)	1:13.05 [9] (0:11.89)	1:01.16 [9] (0:12.01)	0:49.15 [7] (0:12.31)	0:36.84 [7] (0:12.55)	0:24.29 [8] (0:12.16)	0:36.84	-1
10	6	RED TOP Andrew Mallyon	14	69.9	0:11.13 Overall 1400m	1:39.40 [10] (0:15.38)	1:24.02 [10] (0:11.13)	1:12.89 [10] (0:12.10)	1:00.79 [11] (0:12.08)	0:48.71 [11] (0:12.28)	0:36.43 [11] (0:12.41)	0:24.02 [11] (0:12.23)	0:36.43	-2

Did Not Finish: Steinbrenner (#7)

Scratched: Military Gambler (#1), Waitakere (#8), Satay Chicken (#15), Our Spider (#16)

[] Ranking at each section and finish
 -:-:- No data available at this section
 NA No data available

SCN Saddle cloth number
 DNF Did not finish
 DNT Did not track



Toowoomba QLD Professional

Race 5: K&R PLUMBING SUPPLIES BENCHMARK 80 Handicap - 1625m

23 September 2023 - 15:32



Track Rating: Good 4, Weather: Fine, Rail Position: True

Section	Overall	1400m	1200m	1000m	800m	600m	400m	Last 600m
Field Times	1:38.40 (0:14.38)	1:24.02 (0:11.36)	1:12.66 (0:11.38)	1:01.28 (0:12.04)	0:49.24 (0:12.54)	0:36.70 (0:12.52)	0:24.18 (0:12.11)	0:36.70

Rank	TAB	Horse/Jockey	Barrier	Top Speed [km/h]	Fastest Section	Overall	1400m	1200m	1000m	800m	600m	400m	Last 600m	Distance Travelled [m]
11	3	THE IRONS	13	68.8	0:10.95	1:41.92 [11]	1:27.05 [5]	1:16.10 [3]	1:04.80 [1]	0:52.76 [1]	0:40.22 [1]	0:27.42 [3]	0:40.22	+8
		Les Tilley		1400m	1400m	(0:14.87)	(0:10.95)	(0:11.30)	(0:12.04)	(0:12.54)	(0:12.80)	(0:13.26)		

Did Not Finish: Steinbrenner (#7)

Scratched: Military Gambler (#1), Waitakere (#8), Satay Chicken (#15), Our Spider (#16)



Toowoomba QLD Professional

Race 5: K&R PLUMBING SUPPLIES BENCHMARK 80 Handicap - 1625m

23 September 2023 - 15:32



Track Rating: Good 4, Weather: Fine, Rail Position: True

Section							200m			Last 600m
Field Times							0:12.07			0:36.70
Rank	TAB	Horse/Jockey	Barrier	Top Speed [km/h]	Fastest Section	Margin				Distance Travelled [m]
1	4	KRONENBOURG James Orman	9	66.4 Overall	0:11.25 1400m	0:12.07 [1] (0:12.07)	1:38.40		0:36.08	
2	2	BLACKLOG Bailey Wheeler	15	70.8 Overall	0:11.10 1400m	0:11.83 [5] (0:11.83)	1L		0:36.04	+8
3	12	AQUA ALTA Jaden Lloyd	2	66.0 1400m	0:11.40 1400m	0:12.03 [4] (0:12.03)	1.3L		0:36.33	-5
4	5	MAGIC CONQUEROR Angela Jones	7	69.0 Overall	0:11.36 1400m	0:12.33 [2] (0:12.33)	1.8L		0:37.04	-13
5	11	TELEPHONE BOOTH Damien Thornton	3	67.7 Overall	0:11.19 1400m	0:12.42 [3] (0:12.42)	3.1L		0:37.04	-4
6	9	RAGING POLE Cejay Graham	1	67.8 Overall	0:11.22 1400m	0:12.10 [6] (0:12.10)	4.1L		0:36.39	-13
7	14	EPICURIUS Ben Thompson	12	69.0 Overall	0:11.09 1400m	0:12.02 [8] (0:12.02)	5.1L		0:36.44	-12
8	13	CORONA LAD Melea Castle	16	70.6 1400m	0:11.07 1400m	0:11.75 [9] (0:11.75)	5.2L		0:36.01	+0
9	10	SEMAPHORE GIRL Georgina Cartwright	11	68.5 1400m	0:11.13 1400m	0:12.13 [7] (0:12.13)	5.4L		0:36.84	-1
10	6	RED TOP Andrew Mallyon	14	69.9 Overall	0:11.13 1400m	0:11.79 [10] (0:11.79)	5.5L		0:36.43	-2

Did Not Finish: Steinbrenner (#7)

Scratched: Military Gambler (#1), Waitakere (#8), Satay Chicken (#15), Our Spider (#16)

[] Ranking at each section and finish
 -:-:- No data available at this section
 NA No data available

SCN Saddle cloth number
 DNF Did not finish
 DNT Did not track



Toowoomba QLD Professional
Race 5: K&R PLUMBING SUPPLIES BENCHMARK 80 Handicap - 1625m
23 September 2023 - 15:32



Track Rating: Good 4, Weather: Fine, Rail Position: True

Section		200m		Last 600m		
Field Times		0:12.07 (0:12.07)		0:36.70		
Rank	TAB Horse/Jockey	Barrier	Top Speed [km/h]	Fastest Section	Margin	Distance Travelled [m]
11	3 THE IRONS	13	68.8	0:10.95	0:14.16 [11]	20.3L
	Les Tilley		1400m	1400m	(0:14.16)	
						0:40.22 +8

Did Not Finish: Steinbrenner (#7)

Scratched: Military Gambler (#1), Waitakere (#8), Satay Chicken (#15), Our Spider (#16)

[] Ranking at each section and finish
 -:-:- No data available at this section
 NA No data available

SCN Saddle cloth number
 DNF Did not finish
 DNT Did not track



Horse/Jockey Name	Kronenbourg
Final Rank	1
Fastest Section Time (Section)	0:11.25 (1400m)
Top Speed [km/h] (Section)	66.4 (Overall)
Race State	Finished



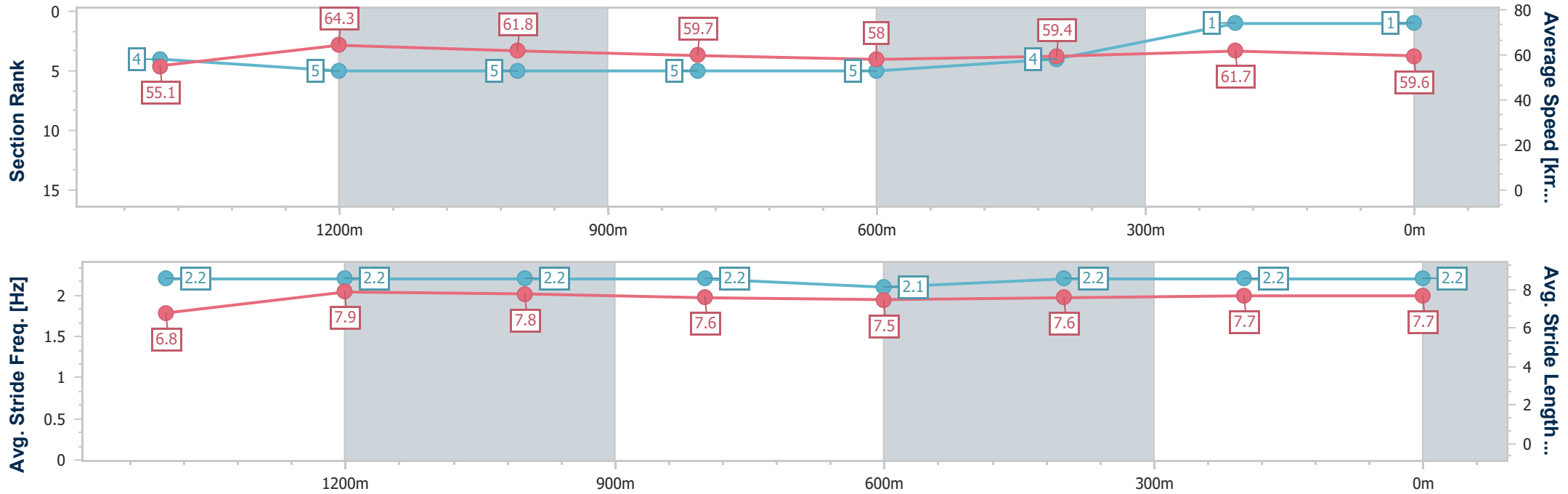
Toowoomba QLD Professional
Race 5: K&R PLUMBING SUPPLIES BENCHMARK 80 Handicap
- 1625m



23 September 2023 - 15:32

Track Rating: Good 4, Weather: Fine, Rail Position: True

Section	Overall	1400m	1200m	1000m	800m	600m	400m	200m
Section Times	1:38.40 [1] (0:14.74)	1:23.66 [4] (0:11.25)	1:12.41 [5] (0:11.73)	1:00.68 [5] (0:12.11)	0:48.57 [5] (0:12.49)	0:36.08 [5] (0:12.26)	0:23.82 [4] (0:11.75)	0:12.07 [1] (0:12.07)
Average Speed [km/h]	55.1	64.3	61.8	59.7	58.0	59.4	61.7	59.6
Top Speed [km/h]	66.4	66.4	63.1	61.4	58.8	60.4	63.4	60.4
Avg. Dist. to Rail [m]	2.9	1.5	3.5	1.3	2.2	2.3	2.2	2.3
Avg. Stride Freq. [Hz]	2.2	2.2	2.2	2.2	2.1	2.2	2.2	2.2
Avg. Stride Length [m]	6.8	7.9	7.8	7.6	7.5	7.6	7.7	7.7



- [] Ranking at each section and finish
- .-.- No data available at this section
- NA No data available



Horse/Jockey Name	Blacklog
Final Rank	2
Fastest Section Time (Section)	0:11.10 (1400m)
Top Speed [km/h] (Section)	70.8 (Overall)
Race State	Finished



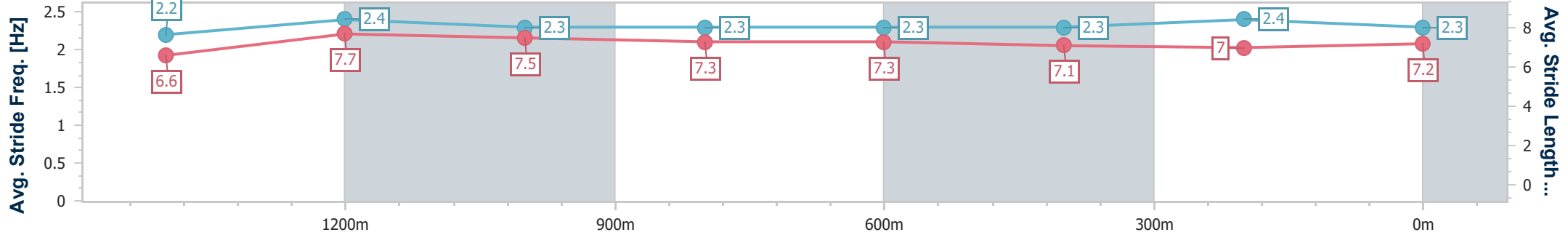
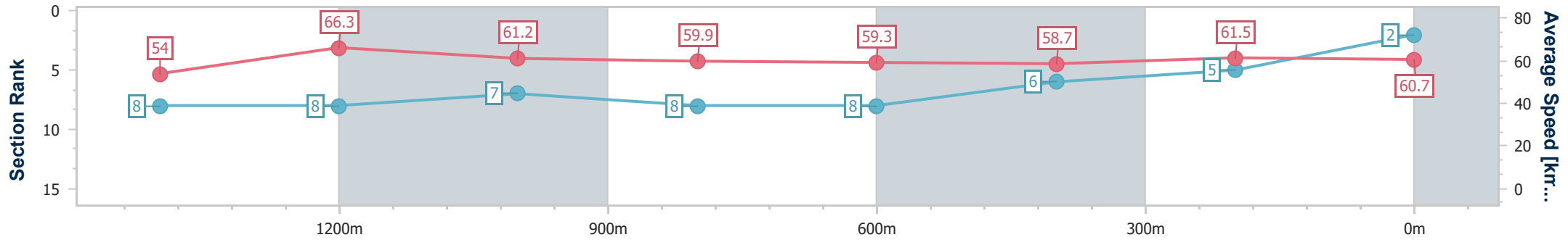
Toowoomba QLD Professional
Race 5: K&R PLUMBING SUPPLIES BENCHMARK 80 Handicap
- 1625m



23 September 2023 - 15:32

Track Rating: Good 4, Weather: Fine, Rail Position: True

Section	Overall	1400m	1200m	1000m	800m	600m	400m	200m
Section Times	1:38.58 [2] (0:15.18)	1:23.40 [8] (0:11.10)	1:12.30 [8] (0:11.81)	1:00.49 [7] (0:12.15)	0:48.34 [8] (0:12.30)	0:36.04 [8] (0:12.41)	0:23.63 [6] (0:11.80)	0:11.83 [5] (0:11.83)
Average Speed [km/h]	54.0	66.3	61.2	59.9	59.3	58.7	61.5	60.7
Top Speed [km/h]	70.8	70.8	63.1	61.7	60.3	60.9	62.5	61.8
Avg. Dist. to Rail [m]	9.1	4.0	3.2	3.7	3.3	2.3	2.2	2.9
Avg. Stride Freq. [Hz]	2.2	2.4	2.3	2.3	2.3	2.3	2.4	2.3
Avg. Stride Length [m]	6.6	7.7	7.5	7.3	7.3	7.1	7.0	7.2



- [] Ranking at each section and finish
- .-.- No data available at this section
- NA No data available



Horse/Jockey Name	Aqua Alta
Final Rank	3
Fastest Section Time (Section)	0:11.40 (1400m)
Top Speed [km/h] (Section)	66.0 (1400m)
Race State	Finished



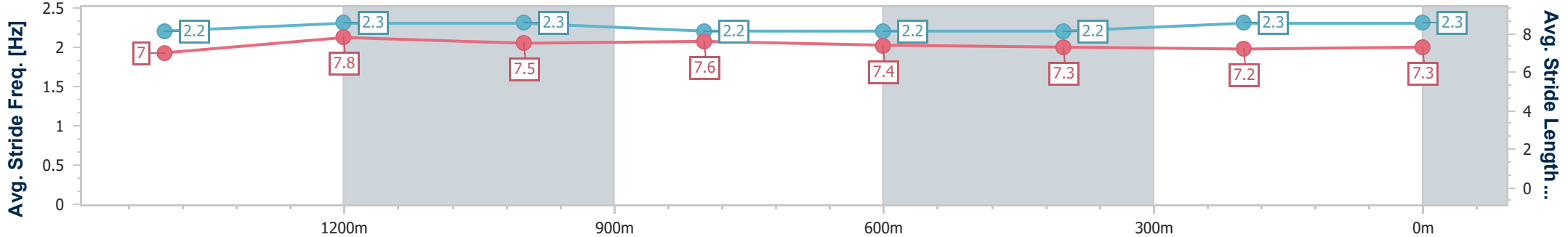
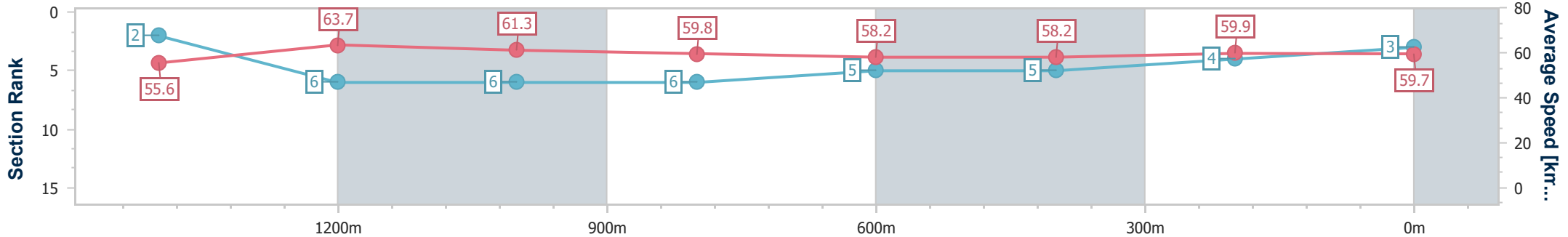
Toowoomba QLD Professional
Race 5: K&R PLUMBING SUPPLIES BENCHMARK 80 Handicap - 1625m



23 September 2023 - 15:32

Track Rating: Good 4, Weather: Fine, Rail Position: True

Section	Overall	1400m	1200m	1000m	800m	600m	400m	200m					
Section Times	1:38.65 [3] (0:14.60)	1:24.05 [2] (0:11.40)	1:12.65 [6] (0:11.80)	1:00.85 [6] (0:12.11)	0:48.74 [6] (0:12.41)	0:36.33 [5] (0:12.32)	0:24.01 [5] (0:11.98)	0:12.03 [4] (0:12.03)					
Average Speed [km/h]	55.6	63.7	61.3	59.8	58.2	58.2	59.9	59.7					
Top Speed [km/h]	65.9	66.0	63.7	62.5	58.8	60.1	60.9	60.5					
Avg. Dist. to Rail [m]	2.6	1.7	2.8	1.8	0.8	0.7	1.0	0.8					
Avg. Stride Freq. [Hz]	2.2	2.3	2.3	2.2	2.2	2.2	2.3	2.3					
Avg. Stride Length [m]	7.0	7.8	7.5	7.6	7.4	7.3	7.2	7.3					



- [] Ranking at each section and finish
- .-.- No data available at this section
- NA No data available



Horse/Jockey Name	Magic Conqueror
Final Rank	4
Fastest Section Time (Section)	0:11.36 (1400m)
Top Speed [km/h] (Section)	69.0 (Overall)
Race State	Finished



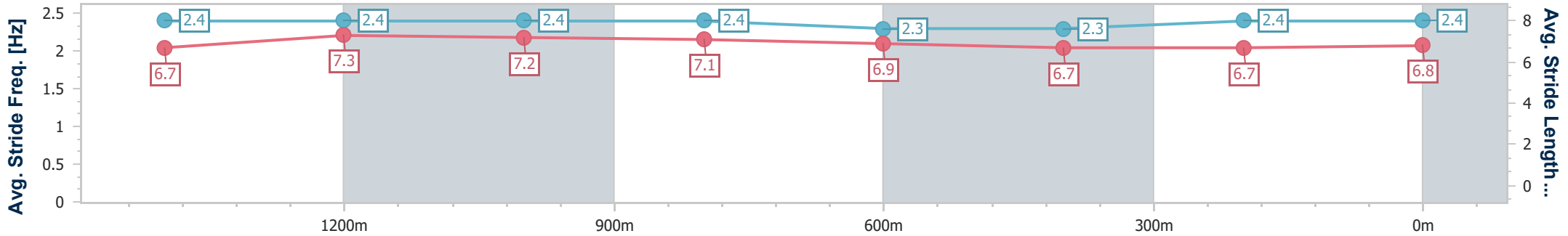
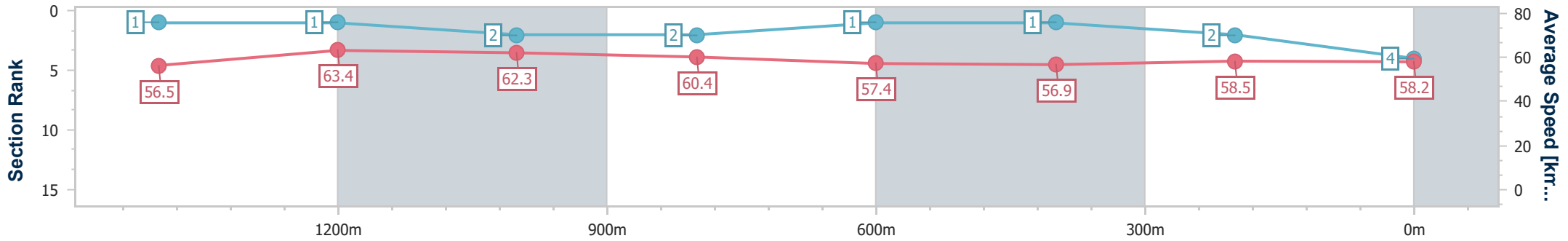
Toowoomba QLD Professional
Race 5: K&R PLUMBING SUPPLIES BENCHMARK 80 Handicap
- 1625m



23 September 2023 - 15:32

Track Rating: Good 4, Weather: Fine, Rail Position: True

Section	Overall	1400m	1200m	1000m	800m	600m	400m	200m
Section Times	1:38.74 [4] (0:14.38)	1:24.36 [1] (0:11.36)	1:13.00 [1] (0:11.56)	1:01.44 [2] (0:11.88)	0:49.56 [2] (0:12.52)	0:37.04 [1] (0:12.52)	0:24.52 [1] (0:12.19)	0:12.33 [2] (0:12.33)
Average Speed [km/h]	56.5	63.4	62.3	60.4	57.4	56.9	58.5	58.2
Top Speed [km/h]	69.0	67.4	63.9	63.5	58.6	57.5	60.2	58.8
Avg. Dist. to Rail [m]	3.6	0.8	0.7	0.7	0.5	1.7	2.5	2.1
Avg. Stride Freq. [Hz]	2.4	2.4	2.4	2.4	2.3	2.3	2.4	2.4
Avg. Stride Length [m]	6.7	7.3	7.2	7.1	6.9	6.7	6.7	6.8



- [] Ranking at each section and finish
- .-.- No data available at this section
- NA No data available



Horse/Jockey Name	Telephone Booth
Final Rank	5
Fastest Section Time (Section)	0:11.19 (1400m)
Top Speed [km/h] (Section)	67.7 (Overall)
Race State	Finished



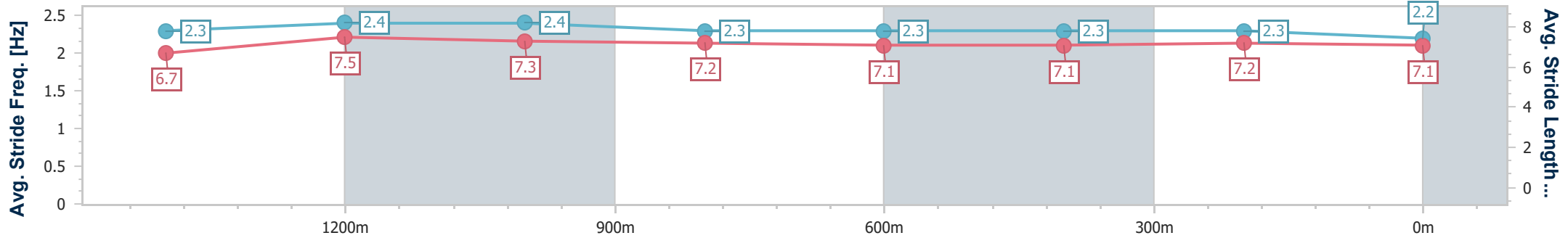
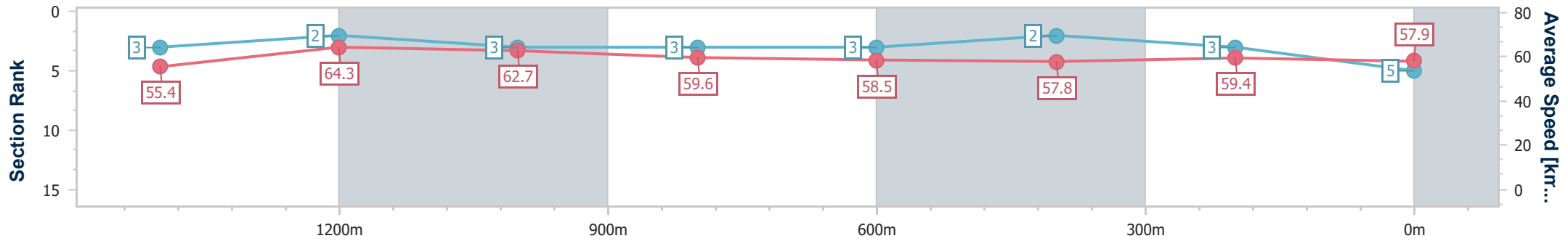
Toowoomba QLD Professional
 Race 5: K&R PLUMBING SUPPLIES BENCHMARK 80 Handicap
 - 1625m



23 September 2023 - 15:32

Track Rating: Good 4, Weather: Fine, Rail Position: True

Section	Overall	1400m	1200m	1000m	800m	600m	400m	200m
Section Times	1:38.97 [5] (0:14.62)	1:24.35 [3] (0:11.19)	1:13.16 [2] (0:11.51)	1:01.65 [3] (0:12.23)	0:49.42 [3] (0:12.38)	0:37.04 [3] (0:12.48)	0:24.56 [2] (0:12.14)	0:12.42 [3] (0:12.42)
Average Speed [km/h]	55.4	64.3	62.7	59.6	58.5	57.8	59.4	57.9
Top Speed [km/h]	67.7	67.0	63.9	60.7	59.5	58.6	60.7	59.1
Avg. Dist. to Rail [m]	1.9	1.0	2.9	3.7	1.6	0.5	0.6	0.7
Avg. Stride Freq. [Hz]	2.3	2.4	2.4	2.3	2.3	2.3	2.3	2.2
Avg. Stride Length [m]	6.7	7.5	7.3	7.2	7.1	7.1	7.2	7.1



- [] Ranking at each section and finish
- .-.- No data available at this section
- NA No data available



Horse/Jockey Name	Raging Pole
Final Rank	6
Fastest Section Time (Section)	0:11.22 (1400m)
Top Speed [km/h] (Section)	67.8 (Overall)
Race State	Finished



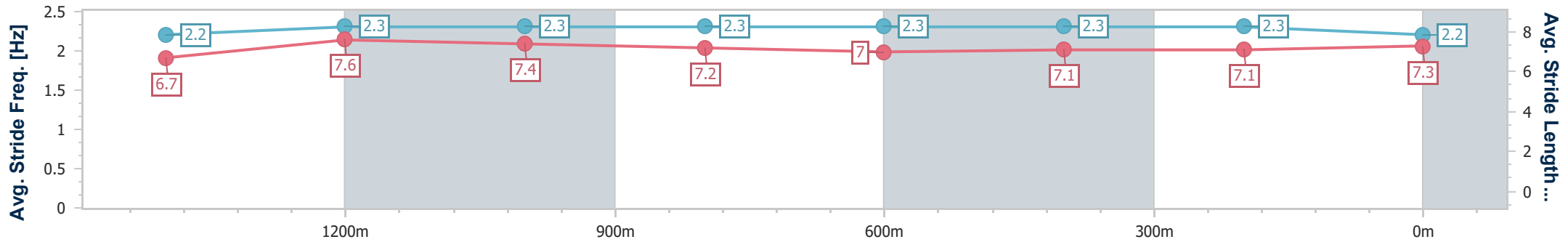
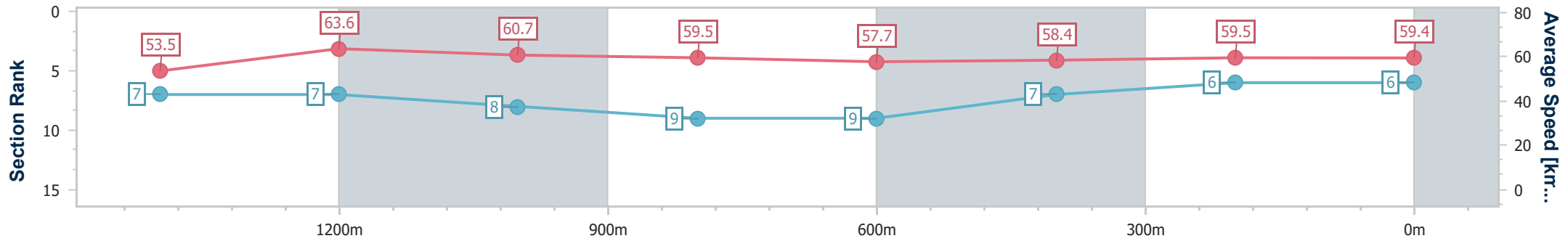
Toowoomba QLD Professional
Race 5: K&R PLUMBING SUPPLIES BENCHMARK 80 Handicap - 1625m



23 September 2023 - 15:32

Track Rating: Good 4, Weather: Fine, Rail Position: True

Section	Overall	1400m	1200m	1000m	800m	600m	400m	200m
Section Times	1:39.15 [6] (0:15.06)	1:24.09 [7] (0:11.22)	1:12.87 [7] (0:11.88)	1:00.99 [8] (0:12.11)	0:48.88 [9] (0:12.49)	0:36.39 [9] (0:12.20)	0:24.19 [7] (0:12.09)	0:12.10 [6] (0:12.10)
Average Speed [km/h]	53.5	63.6	60.7	59.5	57.7	58.4	59.5	59.4
Top Speed [km/h]	67.8	66.8	63.2	61.4	58.9	59.8	60.5	60.4
Avg. Dist. to Rail [m]	2.8	1.6	0.4	0.5	0.6	2.3	0.6	1.9
Avg. Stride Freq. [Hz]	2.2	2.3	2.3	2.3	2.3	2.3	2.3	2.2
Avg. Stride Length [m]	6.7	7.6	7.4	7.2	7.0	7.1	7.1	7.3



- [] Ranking at each section and finish
- .-.- No data available at this section
- NA No data available



Horse/Jockey Name	Epicurious
Final Rank	7
Fastest Section Time (Section)	0:11.09 (1400m)
Top Speed [km/h] (Section)	69.0 (Overall)
Race State	Finished



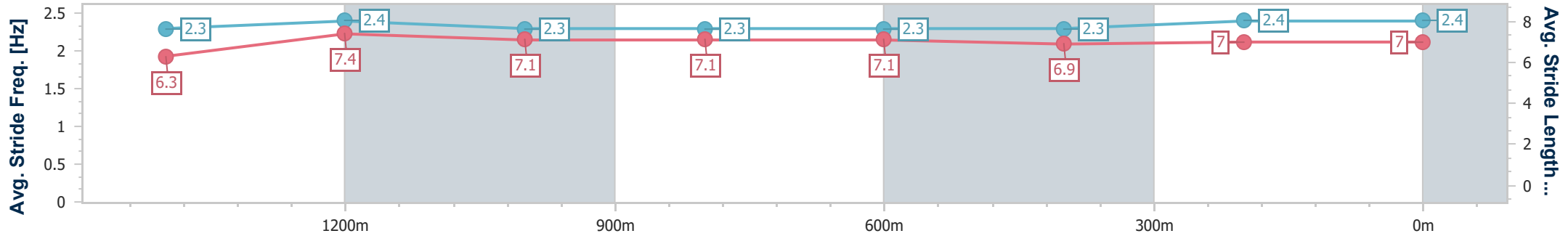
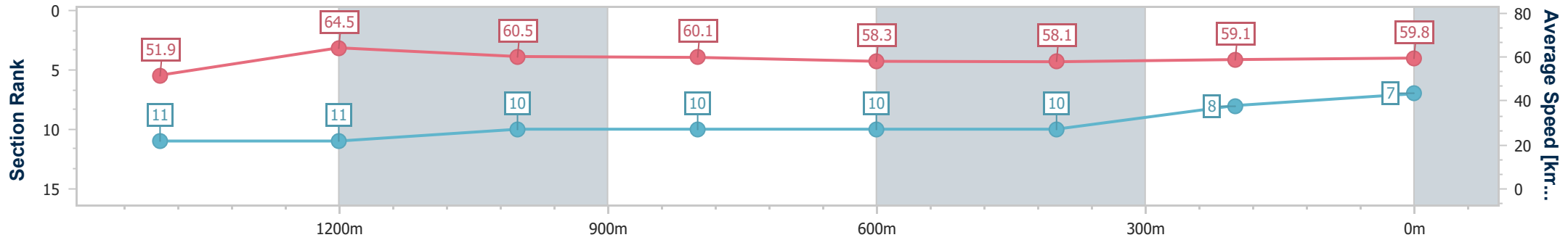
Toowoomba QLD Professional
Race 5: K&R PLUMBING SUPPLIES BENCHMARK 80 Handicap - 1625m



23 September 2023 - 15:32

Track Rating: Good 4, Weather: Fine, Rail Position: True

Section	Overall	1400m	1200m	1000m	800m	600m	400m	200m						
Section Times	1:39.34 [7] (0:15.58)	1:23.76 [11] (0:11.09)	1:12.67 [11] (0:11.89)	1:00.78 [10] (0:11.97)	0:48.81 [10] (0:12.37)	0:36.44 [10] (0:12.34)	0:24.10 [10] (0:12.08)	0:12.02 [8] (0:12.02)						
Average Speed [km/h]	51.9	64.5	60.5	60.1	58.3	58.1	59.1	59.8						
Top Speed [km/h]	69.0	68.0	64.1	61.1	59.6	60.1	60.5	60.7						
Avg. Dist. to Rail [m]	4.7	1.4	0.4	0.3	0.7	1.0	1.8	0.5						
Avg. Stride Freq. [Hz]	2.3	2.4	2.3	2.3	2.3	2.3	2.4	2.4						
Avg. Stride Length [m]	6.3	7.4	7.1	7.1	7.1	6.9	7.0	7.0						



- [] Ranking at each section and finish
- .-.- No data available at this section
- NA No data available



Horse/Jockey Name	Corona Lad
Final Rank	8
Fastest Section Time (Section)	0:11.07 (1400m)
Top Speed [km/h] (Section)	70.6 (1400m)
Race State	Finished



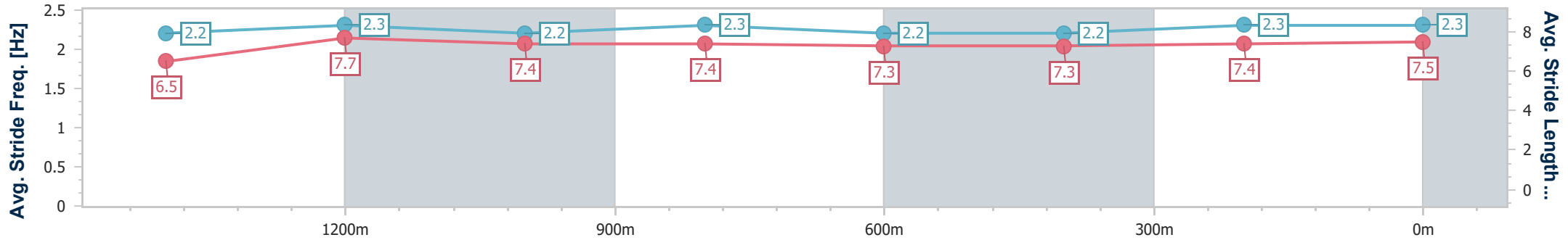
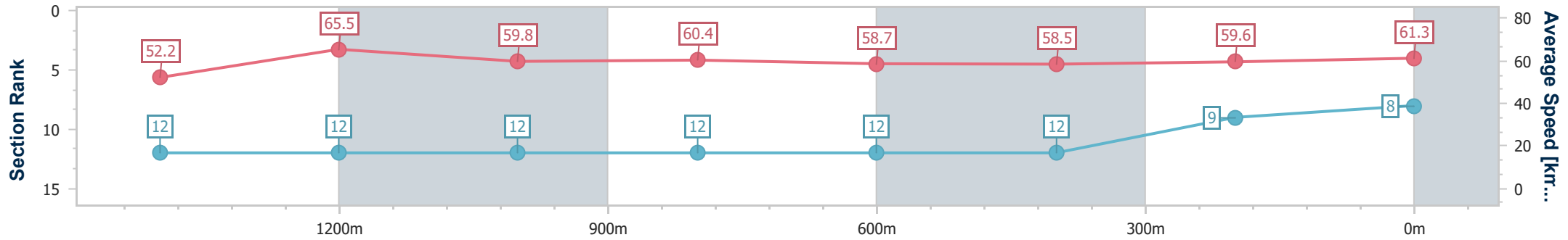
Toowoomba QLD Professional
Race 5: K&R PLUMBING SUPPLIES BENCHMARK 80 Handicap - 1625m



23 September 2023 - 15:32

Track Rating: Good 4, Weather: Fine, Rail Position: True

Section	Overall	1400m	1200m	1000m	800m	600m	400m	200m
Section Times	1:39.35 [8] (0:15.65)	1:23.70 [12] (0:11.07)	1:12.63 [12] (0:12.09)	1:00.54 [12] (0:12.09)	0:48.45 [12] (0:12.44)	0:36.01 [12] (0:12.25)	0:23.76 [12] (0:12.01)	0:11.75 [9] (0:11.75)
Average Speed [km/h]	52.2	65.5	59.8	60.4	58.7	58.5	59.6	61.3
Top Speed [km/h]	70.5	70.6	63.4	61.1	60.5	59.7	60.4	62.6
Avg. Dist. to Rail [m]	6.3	1.7	3.4	3.5	3.6	1.3	0.8	1.1
Avg. Stride Freq. [Hz]	2.2	2.3	2.2	2.3	2.2	2.2	2.3	2.3
Avg. Stride Length [m]	6.5	7.7	7.4	7.4	7.3	7.3	7.4	7.5



- [] Ranking at each section and finish
- .-.- No data available at this section
- NA No data available



Horse/Jockey Name	Semaphore Girl
Final Rank	9
Fastest Section Time (Section)	0:11.13 (1400m)
Top Speed [km/h] (Section)	68.5 (1400m)
Race State	Finished



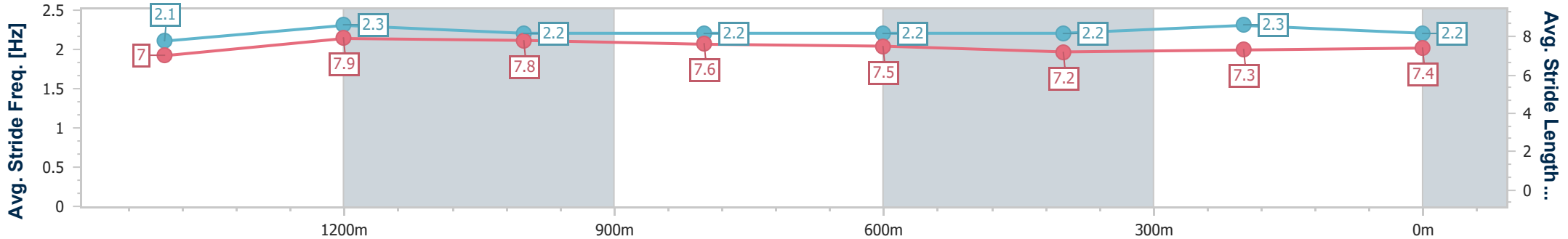
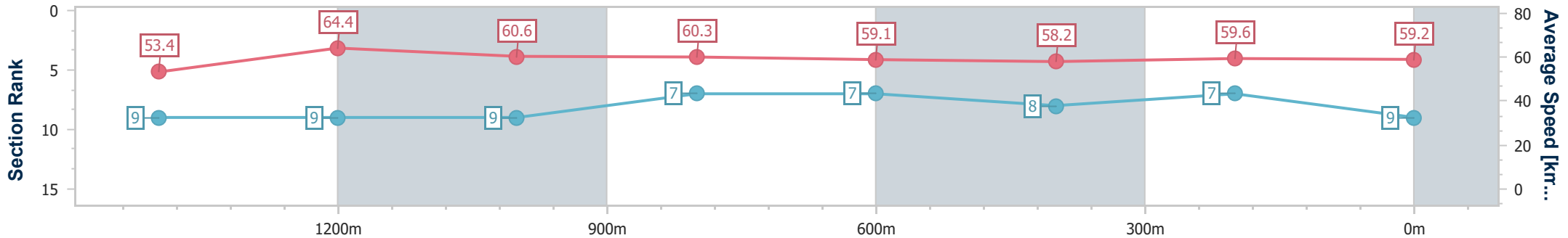
Toowoomba QLD Professional
Race 5: K&R PLUMBING SUPPLIES BENCHMARK 80 Handicap
- 1625m



23 September 2023 - 15:32

Track Rating: Good 4, Weather: Fine, Rail Position: True

Section	Overall	1400m	1200m	1000m	800m	600m	400m	200m				
Section Times	1:39.38 [9] (0:15.20)	1:24.18 [9] (0:11.13)	1:13.05 [9] (0:11.89)	1:01.16 [9] (0:12.01)	0:49.15 [7] (0:12.31)	0:36.84 [7] (0:12.55)	0:24.29 [8] (0:12.16)	0:12.13 [7] (0:12.13)				
Average Speed [km/h]	53.4	64.4	60.6	60.3	59.1	58.2	59.6	59.2				
Top Speed [km/h]	68.2	68.5	62.1	61.7	59.7	58.8	60.4	60.4				
Avg. Dist. to Rail [m]	3.9	0.4	1.2	2.1	2.8	2.7	2.0	2.8				
Avg. Stride Freq. [Hz]	2.1	2.3	2.2	2.2	2.2	2.2	2.3	2.2				
Avg. Stride Length [m]	7.0	7.9	7.8	7.6	7.5	7.2	7.3	7.4				



- [] Ranking at each section and finish
- .-.-.- No data available at this section
- NA No data available



Horse/Jockey Name	Red Top
Final Rank	10
Fastest Section Time (Section)	0:11.13 (1400m)
Top Speed [km/h] (Section)	69.9 (Overall)
Race State	Finished



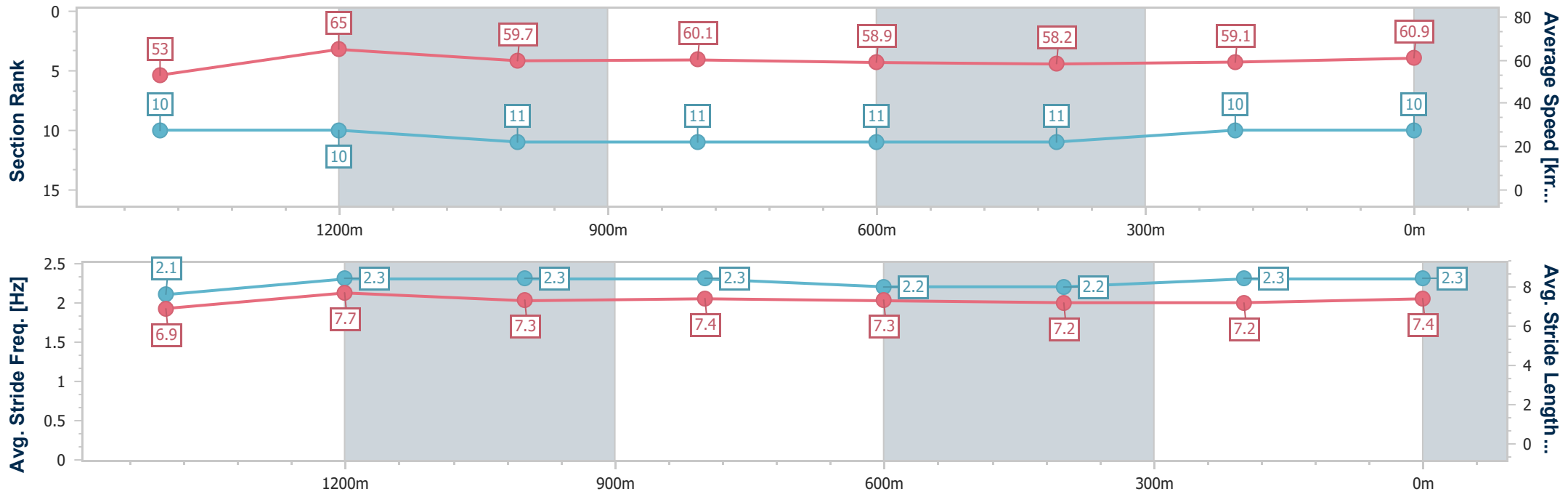
Toowoomba QLD Professional
Race 5: K&R PLUMBING SUPPLIES BENCHMARK 80 Handicap
- 1625m



23 September 2023 - 15:32

Track Rating: Good 4, Weather: Fine, Rail Position: True

Section	Overall	1400m	1200m	1000m	800m	600m	400m	200m
Section Times	1:39.40 [10] (0:15.38)	1:24.02 [10] (0:11.13)	1:12.89 [10] (0:12.10)	1:00.79 [11] (0:12.08)	0:48.71 [11] (0:12.28)	0:36.43 [11] (0:12.41)	0:24.02 [11] (0:12.23)	0:11.79 [10] (0:11.79)
Average Speed [km/h]	53.0	65.0	59.7	60.1	58.9	58.2	59.1	60.9
Top Speed [km/h]	69.9	69.6	62.5	61.5	60.0	60.0	60.7	61.6
Avg. Dist. to Rail [m]	5.4	1.1	2.7	2.5	1.2	0.6	1.9	3.5
Avg. Stride Freq. [Hz]	2.1	2.3	2.3	2.3	2.2	2.2	2.3	2.3
Avg. Stride Length [m]	6.9	7.7	7.3	7.4	7.3	7.2	7.2	7.4



- [] Ranking at each section and finish
- .-.- No data available at this section
- NA No data available



Horse/Jockey Name	The Irons
Final Rank	11
Fastest Section Time (Section)	0:10.95 (1400m)
Top Speed [km/h] (Section)	68.8 (1400m)
Race State	Finished



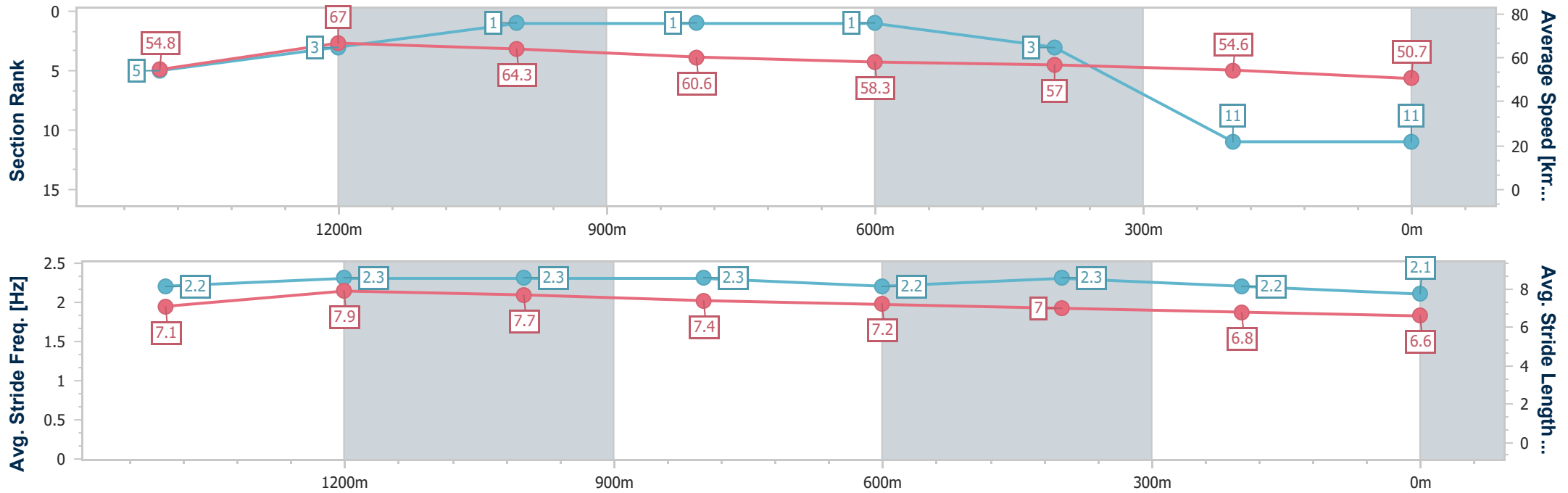
Toowoomba QLD Professional
Race 5: K&R PLUMBING SUPPLIES BENCHMARK 80 Handicap - 1625m



23 September 2023 - 15:32

Track Rating: Good 4, Weather: Fine, Rail Position: True

Section	Overall	1400m	1200m	1000m	800m	600m	400m	200m
Section Times	1:41.92 [11] (0:14.87)	1:27.05 [5] (0:10.95)	1:16.10 [3] (0:11.30)	1:04.80 [1] (0:12.04)	0:52.76 [1] (0:12.54)	0:40.22 [1] (0:12.80)	0:27.42 [3] (0:13.26)	0:14.16 [11] (0:14.16)
Average Speed [km/h]	54.8	67.0	64.3	60.6	58.3	57.0	54.6	50.7
Top Speed [km/h]	68.6	68.8	66.6	62.5	59.2	58.2	55.9	52.6
Avg. Dist. to Rail [m]	5.6	3.7	6.3	4.3	3.9	2.6	1.7	2.0
Avg. Stride Freq. [Hz]	2.2	2.3	2.3	2.3	2.2	2.3	2.2	2.1
Avg. Stride Length [m]	7.1	7.9	7.7	7.4	7.2	7.0	6.8	6.6



- [] Ranking at each section and finish
- .-.- No data available at this section
- NA No data available



Horse/Jockey Name	Steinbrenner
Final Rank	12
Fastest Section Time (Section)	0:11.09 (1400m)
Top Speed [km/h] (Section)	68.3 (1400m)
Race State	DidNotFinish



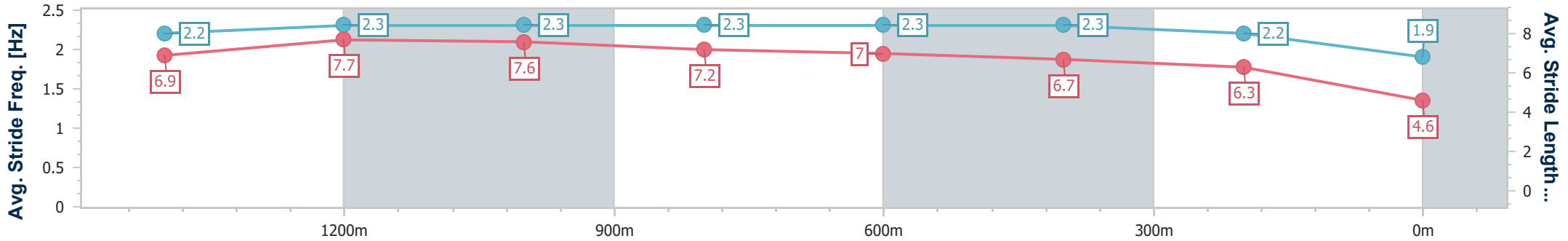
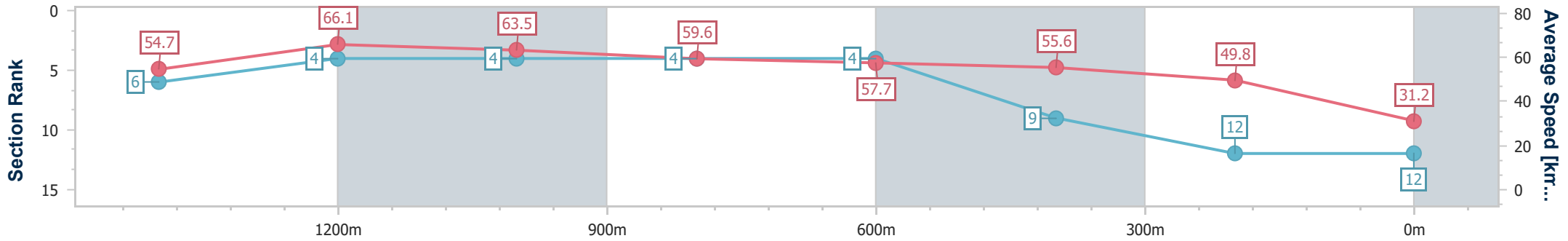
Toowoomba QLD Professional
Race 5: K&R PLUMBING SUPPLIES BENCHMARK 80 Handicap - 1625m



23 September 2023 - 15:32

Track Rating: Good 4, Weather: Fine, Rail Position: True

Section	Overall	1400m	1200m	1000m	800m	600m	400m	200m
Section Times	0:00.00 [12] (0:14.89)	0:00.00 [6] (0:11.09)	0:00.00 [4] (0:11.40)	0:00.00 [4] (0:12.17)	0:00.00 [4] (0:12.63)	0:00.00 [4] (0:13.04)	0:00.00 [9] (0:14.50)	0:00.00 [12] (0:23.59)
Average Speed [km/h]	54.7	66.1	63.5	59.6	57.7	55.6	49.8	31.2
Top Speed [km/h]	68.0	68.3	64.7	62.4	59.0	57.8	54.2	44.8
Avg. Dist. to Rail [m]	4.4	3.1	3.6	2.5	3.0	1.9	1.0	2.0
Avg. Stride Freq. [Hz]	2.2	2.3	2.3	2.3	2.3	2.3	2.2	1.9
Avg. Stride Length [m]	6.9	7.7	7.6	7.2	7.0	6.7	6.3	4.6



- [] Ranking at each section and finish
- .-.- No data available at this section
- NA No data available