



Toowoomba QLD Professional

Race 2: TOOWOOMBA TRUCK SPARES PAT O'SHEA QTIS PLATE - 1000m

23 September 2023 - 13:43



Track Rating: Good 4, Weather: Fine, Rail Position: True

Section		Overall	800m	600m	400m	200m	Last 600m					
Field Times		1:00.54 (0:13.84)	0:46.70 (0:11.38)	0:35.32 (0:11.68)	0:23.64 (0:11.83)	0:11.81 (0:11.81)	0:35.32					
Rank	TAB Horse/Jockey	Barrier	Top Speed [km/h]	Fastest Section	Margin					Distance Travelled [m]		
1	1 MISHANI ROCK Les Tilley	5	65.1 800m	0:11.32 800m	1:00.54 [1] (0:14.15)	0:46.39 [4] (0:11.32)	0:35.07 [3] (0:11.74)	0:23.33 [4] (0:11.59)	0:11.74 [4] (0:11.74)	1:00.54	0:35.07	
2	6 MISHANI EGO Ben Thompson	1	64.7 Overall	0:11.38 800m	1:00.80 [2] (0:13.84)	0:46.96 [1] (0:11.38)	0:35.58 [1] (0:11.68)	0:23.90 [1] (0:11.83)	0:12.07 [1] (0:12.07)	1.5L	0:35.58	-1
3	7 MISHANI FIRE Anthony Allen	4	65.9 800m	0:11.29 800m	1:00.83 [3] (0:13.94)	0:46.89 [2] (0:11.29)	0:35.60 [2] (0:11.78)	0:23.82 [2] (0:11.75)	0:12.07 [2] (0:12.07)	1.7L	0:35.60	-2
4	2 HERBIE TOWN Georgina Cartwright	9	66.0 800m	0:11.32 800m	1:01.15 [4] (0:14.33)	0:46.82 [7] (0:11.32)	0:35.50 [5] (0:11.55)	0:23.95 [3] (0:11.59)	0:12.36 [3] (0:12.36)	3.5L	0:35.50	+10
5	3 MISHANI ECLIPSE James Orman	7	66.6 Overall	0:11.49 800m	1:01.59 [5] (0:14.01)	0:47.58 [3] (0:11.49)	0:36.09 [4] (0:11.91)	0:24.18 [6] (0:12.10)	0:12.08 [6] (0:12.08)	6L	0:36.09	+7
6	4 MISHANI OPAL Boris Thornton	2	64.4 800m	0:11.40 800m	1:01.60 [6] (0:14.35)	0:47.25 [8] (0:11.40)	0:35.85 [6] (0:11.65)	0:24.20 [5] (0:12.05)	0:12.15 [5] (0:12.15)	6.1L	0:35.85	+0
7	9 MISHANI SUNSET Cejay Graham	3	64.4 800m	0:11.43 800m	1:02.61 [7] (0:14.33)	0:48.28 [6] (0:11.43)	0:36.85 [7] (0:11.92)	0:24.93 [7] (0:12.31)	0:12.62 [7] (0:12.62)	11.9L	0:36.85	+3
8	10 THROWUNDERTHEBUS Bailey Wheeler	6	63.9 800m	0:11.51 800m	1:02.73 [8] (0:14.29)	0:48.44 [5] (0:11.51)	0:36.93 [8] (0:11.89)	0:25.04 [8] (0:12.42)	0:12.62 [9] (0:12.62)	12.4L	0:36.93	+4
9	5 DON'TLEAVEMENOW Ryan Wiggins	8	65.6 Overall	0:11.56 800m	1:02.86 [9] (0:14.46)	0:48.40 [9] (0:11.56)	0:36.84 [9] (0:11.81)	0:25.03 [9] (0:12.24)	0:12.79 [8] (0:12.79)	12.9L	0:36.84	+2

Scratched: Just Never Enough (#8)

[] Ranking at each section and finish
 -:-:- No data available at this section
 NA No data available

SCN Saddle cloth number
 DNF Did not finish
 DNT Did not track



Horse/Jockey Name	Mishani Rock
Final Rank	1
Fastest Section Time (Section)	0:11.32 (800m)
Top Speed [km/h] (Section)	65.1 (800m)
Race State	Finished



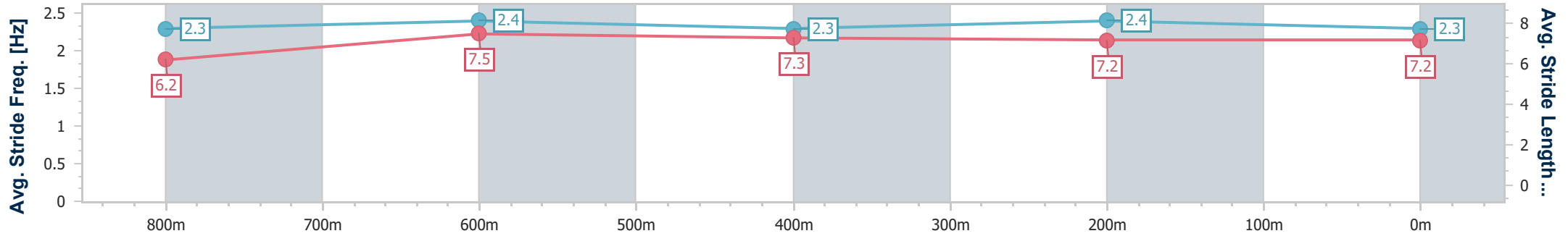
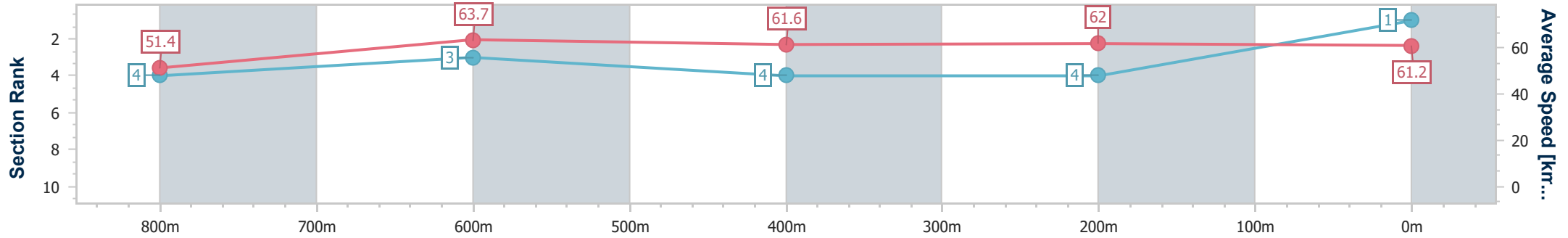
Toowoomba QLD Professional
Race 2: TOOWOOMBA TRUCK SPARES PAT O'SHEA QTIS
PLATE - 1000m



23 September 2023 - 13:43

Track Rating: Good 4, Weather: Fine, Rail Position: True

Section	Overall	800m	600m	400m	200m
Section Times	1:00.54 [1] (0:14.15)	0:46.39 [4] (0:11.32)	0:35.07 [3] (0:11.74)	0:23.33 [4] (0:11.59)	0:11.74 [4] (0:11.74)
Average Speed [km/h]	51.4	63.7	61.6	62.0	61.2
Top Speed [km/h]	64.2	65.1	63.9	64.1	63.5
Avg. Dist. to Rail [m]	5.8	0.9	0.8	0.4	1.0
Avg. Stride Freq. [Hz]	2.3	2.4	2.3	2.4	2.3
Avg. Stride Length [m]	6.2	7.5	7.3	7.2	7.2



- [] Ranking at each section and finish
- .-.- No data available at this section
- NA No data available



Horse/Jockey Name	Mishani Ego
Final Rank	2
Fastest Section Time (Section)	0:11.38 (800m)
Top Speed [km/h] (Section)	64.7 (Overall)
Race State	Finished



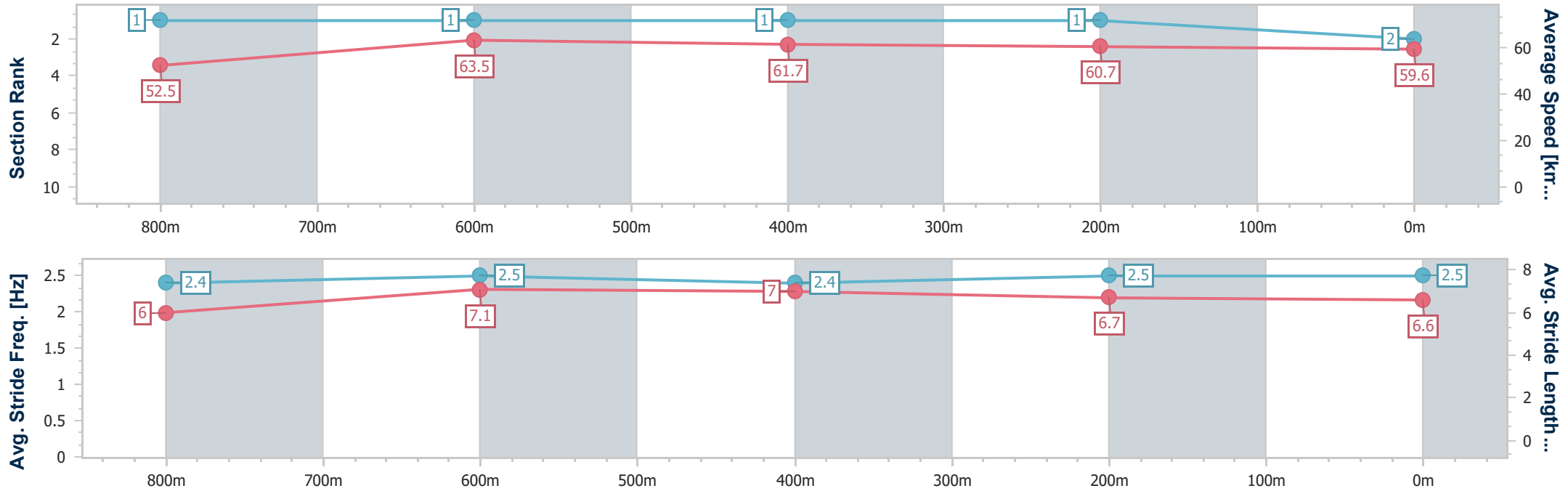
Toowoomba QLD Professional
Race 2: TOOWOOMBA TRUCK SPARES PAT O'SHEA QTIS
PLATE - 1000m



23 September 2023 - 13:43

Track Rating: Good 4, Weather: Fine, Rail Position: True

Section	Overall	800m	600m	400m	200m
Section Times	1:00.80 [2] (0:13.84)	0:46.96 [1] (0:11.38)	0:35.58 [1] (0:11.68)	0:23.90 [1] (0:11.83)	0:12.07 [1] (0:12.07)
Average Speed [km/h]	52.5	63.5	61.7	60.7	59.6
Top Speed [km/h]	64.7	64.4	63.6	61.8	61.8
Avg. Dist. to Rail [m]	3.9	1.1	0.7	0.9	0.7
Avg. Stride Freq. [Hz]	2.4	2.5	2.4	2.5	2.5
Avg. Stride Length [m]	6.0	7.1	7.0	6.7	6.6



- [] Ranking at each section and finish
- .-.- No data available at this section
- NA No data available



Horse/Jockey Name	Mishani Fire
Final Rank	3
Fastest Section Time (Section)	0:11.29 (800m)
Top Speed [km/h] (Section)	65.9 (800m)
Race State	Finished



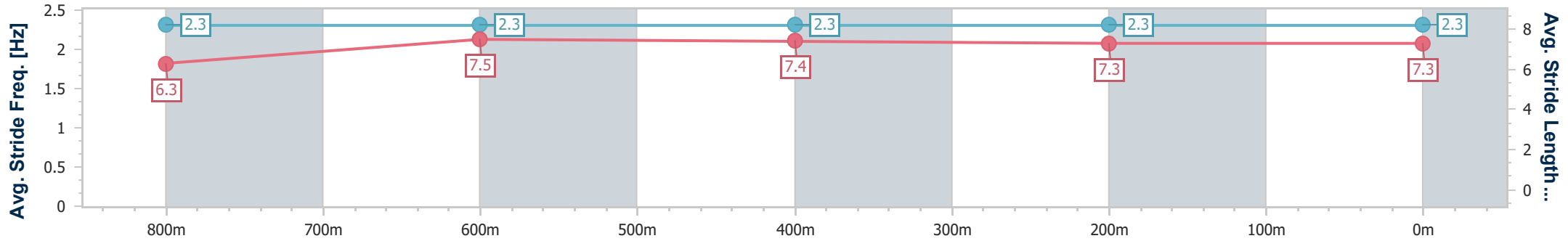
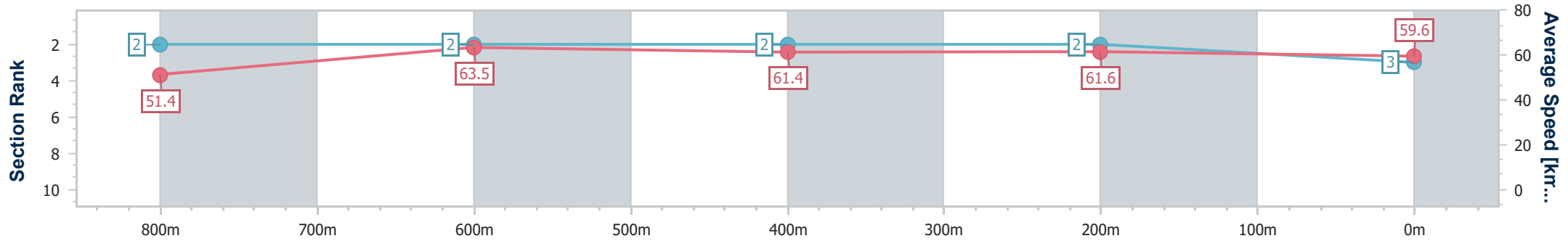
Toowoomba QLD Professional
 Race 2: TOWOOMBA TRUCK SPARES PAT O'SHEA QTIS
 PLATE - 1000m



23 September 2023 - 13:43

Track Rating: Good 4, Weather: Fine, Rail Position: True

Section	Overall	800m	600m	400m	200m
Section Times	1:00.83 [3] (0:13.94)	0:46.89 [2] (0:11.29)	0:35.60 [2] (0:11.78)	0:23.82 [2] (0:11.75)	0:12.07 [2] (0:12.07)
Average Speed [km/h]	51.4	63.5	61.4	61.6	59.6
Top Speed [km/h]	65.8	65.9	64.2	63.6	62.5
Avg. Dist. to Rail [m]	1.9	0.9	0.7	1.6	1.8
Avg. Stride Freq. [Hz]	2.3	2.3	2.3	2.3	2.3
Avg. Stride Length [m]	6.3	7.5	7.4	7.3	7.3



- [] Ranking at each section and finish
- .-.- No data available at this section
- NA No data available



Horse/Jockey Name	Herbie Town
Final Rank	4
Fastest Section Time (Section)	0:11.32 (800m)
Top Speed [km/h] (Section)	66.0 (800m)
Race State	Finished



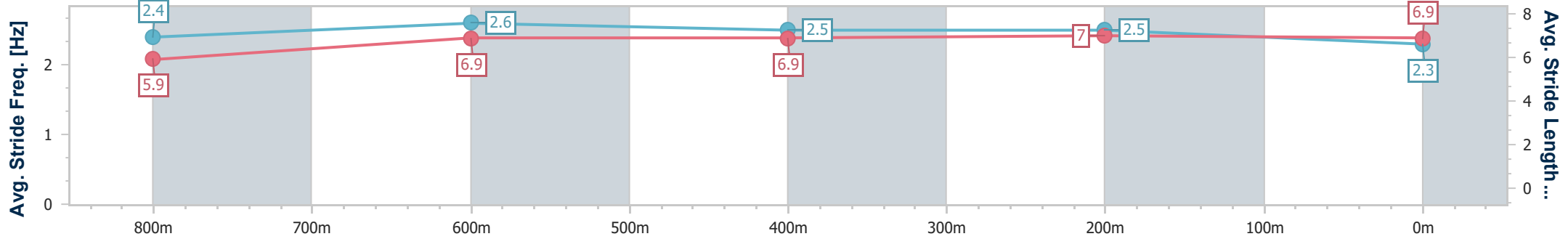
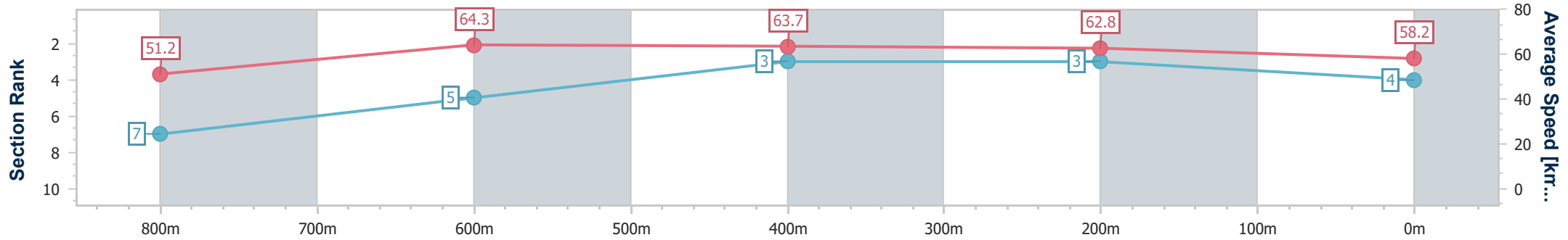
Toowoomba QLD Professional
Race 2: TOWOOMBA TRUCK SPARES PAT O'SHEA QTIS
PLATE - 1000m



23 September 2023 - 13:43

Track Rating: Good 4, Weather: Fine, Rail Position: True

Section	Overall	800m	600m	400m	200m
Section Times	1:01.15 [4] (0:14.33)	0:46.82 [7] (0:11.32)	0:35.50 [5] (0:11.55)	0:23.95 [3] (0:11.59)	0:12.36 [3] (0:12.36)
Average Speed [km/h]	51.2	64.3	63.7	62.8	58.2
Top Speed [km/h]	65.8	66.0	66.0	64.3	61.7
Avg. Dist. to Rail [m]	10.1	3.6	4.3	3.0	3.3
Avg. Stride Freq. [Hz]	2.4	2.6	2.5	2.5	2.3
Avg. Stride Length [m]	5.9	6.9	6.9	7.0	6.9



- [] Ranking at each section and finish
- .-.- No data available at this section
- NA No data available



Horse/Jockey Name	Mishani Eclipse
Final Rank	5
Fastest Section Time (Section)	0:11.49 (800m)
Top Speed [km/h] (Section)	66.6 (Overall)
Race State	Finished



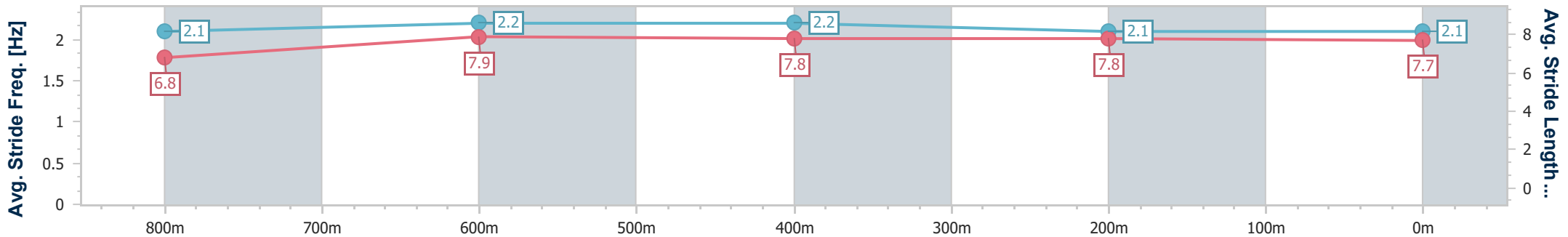
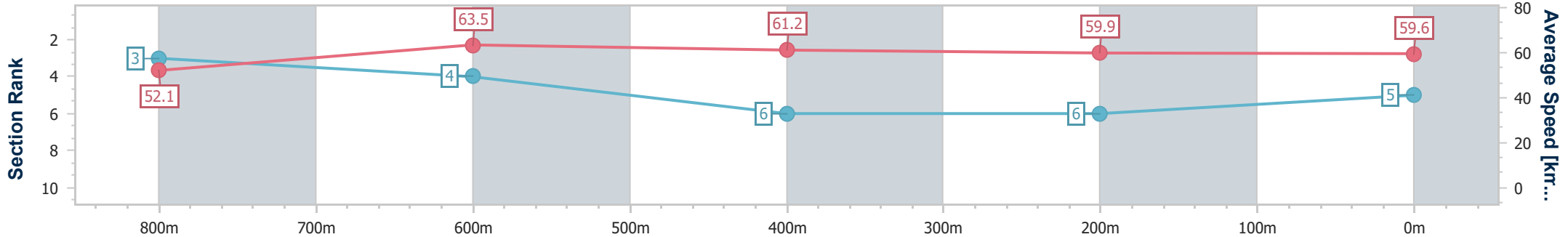
Toowoomba QLD Professional
 Race 2: TOOWOOMBA TRUCK SPARES PAT O'SHEA QTIS
 PLATE - 1000m



23 September 2023 - 13:43

Track Rating: Good 4, Weather: Fine, Rail Position: True

Section	Overall	800m	600m	400m	200m
Section Times	1:01.59 [5] (0:14.01)	0:47.58 [3] (0:11.49)	0:36.09 [4] (0:11.91)	0:24.18 [6] (0:12.10)	0:12.08 [6] (0:12.08)
Average Speed [km/h]	52.1	63.5	61.2	59.9	59.6
Top Speed [km/h]	66.6	64.9	63.3	61.6	60.7
Avg. Dist. to Rail [m]	7.8	3.5	2.1	2.6	3.0
Avg. Stride Freq. [Hz]	2.1	2.2	2.2	2.1	2.1
Avg. Stride Length [m]	6.8	7.9	7.8	7.8	7.7



- [] Ranking at each section and finish
- .-.- No data available at this section
- NA No data available



Horse/Jockey Name	Mishani Opal
Final Rank	6
Fastest Section Time (Section)	0:11.40 (800m)
Top Speed [km/h] (Section)	64.4 (800m)
Race State	Finished



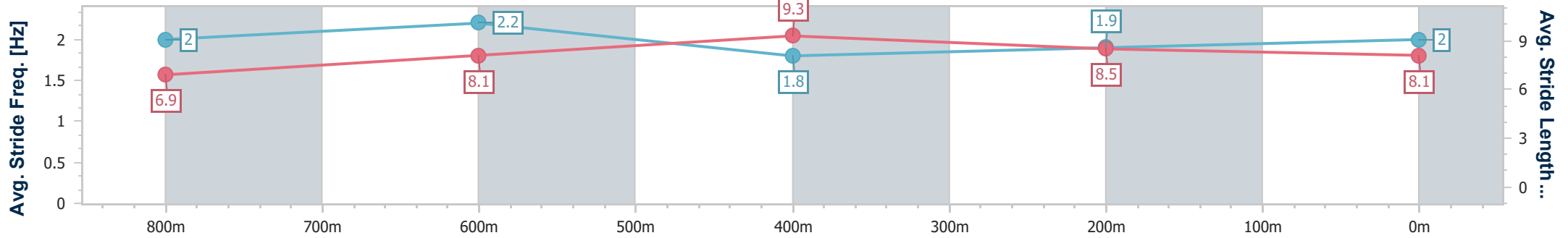
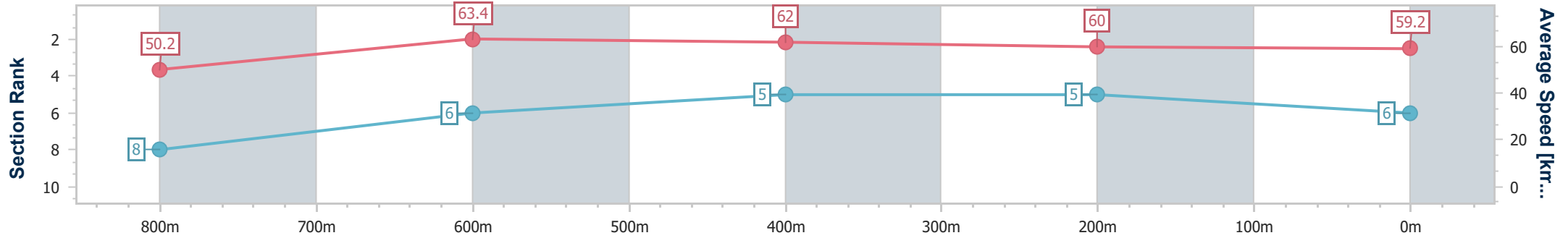
Toowoomba QLD Professional
Race 2: TOOWOOMBA TRUCK SPARES PAT O'SHEA QTIS
PLATE - 1000m



23 September 2023 - 13:43

Track Rating: Good 4, Weather: Fine, Rail Position: True

Section	Overall	800m	600m	400m	200m
Section Times	1:01.60 [6] (0:14.35)	0:47.25 [8] (0:11.40)	0:35.85 [6] (0:11.65)	0:24.20 [5] (0:12.05)	0:12.15 [5] (0:12.15)
Average Speed [km/h]	50.2	63.4	62.0	60.0	59.2
Top Speed [km/h]	63.2	64.4	64.1	60.7	60.3
Avg. Dist. to Rail [m]	1.8	0.9	0.6	1.1	1.4
Avg. Stride Freq. [Hz]	2.0	2.2	1.8	1.9	2.0
Avg. Stride Length [m]	6.9	8.1	9.3	8.5	8.1



- [] Ranking at each section and finish
- .-.- No data available at this section
- NA No data available



Horse/Jockey Name	Mishani Sunset
Final Rank	7
Fastest Section Time (Section)	0:11.43 (800m)
Top Speed [km/h] (Section)	64.4 (800m)
Race State	Finished



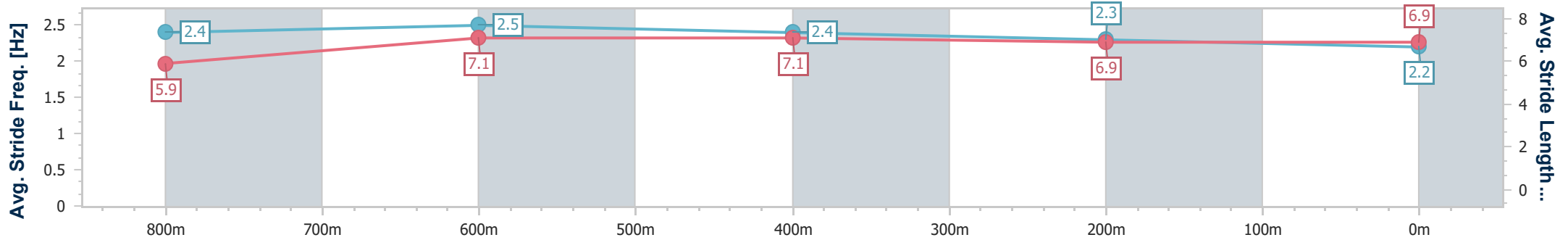
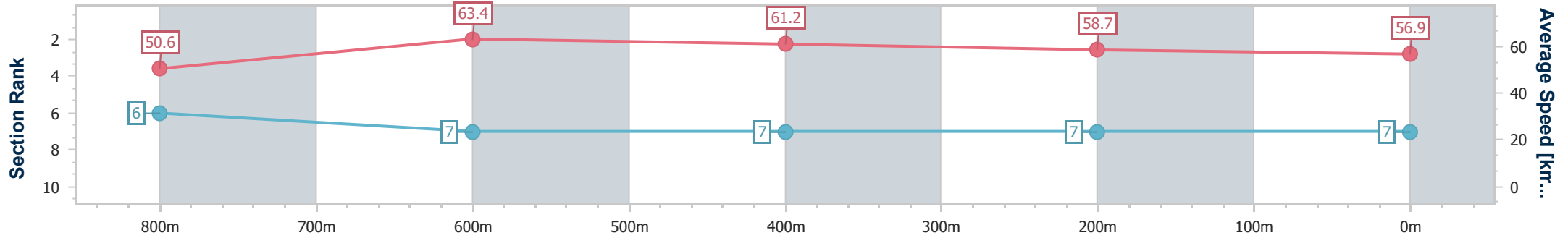
Toowoomba QLD Professional
Race 2: TOOWOOMBA TRUCK SPARES PAT O'SHEA QTIS
PLATE - 1000m



23 September 2023 - 13:43

Track Rating: Good 4, Weather: Fine, Rail Position: True

Section	Overall	800m	600m	400m	200m
Section Times	1:02.61 [7] (0:14.33)	0:48.28 [6] (0:11.43)	0:36.85 [7] (0:11.92)	0:24.93 [7] (0:12.31)	0:12.62 [7] (0:12.62)
Average Speed [km/h]	50.6	63.4	61.2	58.7	56.9
Top Speed [km/h]	63.8	64.4	63.6	59.8	58.8
Avg. Dist. to Rail [m]	3.4	2.4	2.7	1.0	2.5
Avg. Stride Freq. [Hz]	2.4	2.5	2.4	2.3	2.2
Avg. Stride Length [m]	5.9	7.1	7.1	6.9	6.9



- [] Ranking at each section and finish
- .-.- No data available at this section
- NA No data available



Horse/Jockey Name	Throwunderthebus
Final Rank	8
Fastest Section Time (Section)	0:11.51 (800m)
Top Speed [km/h] (Section)	63.9 (800m)
Race State	Finished



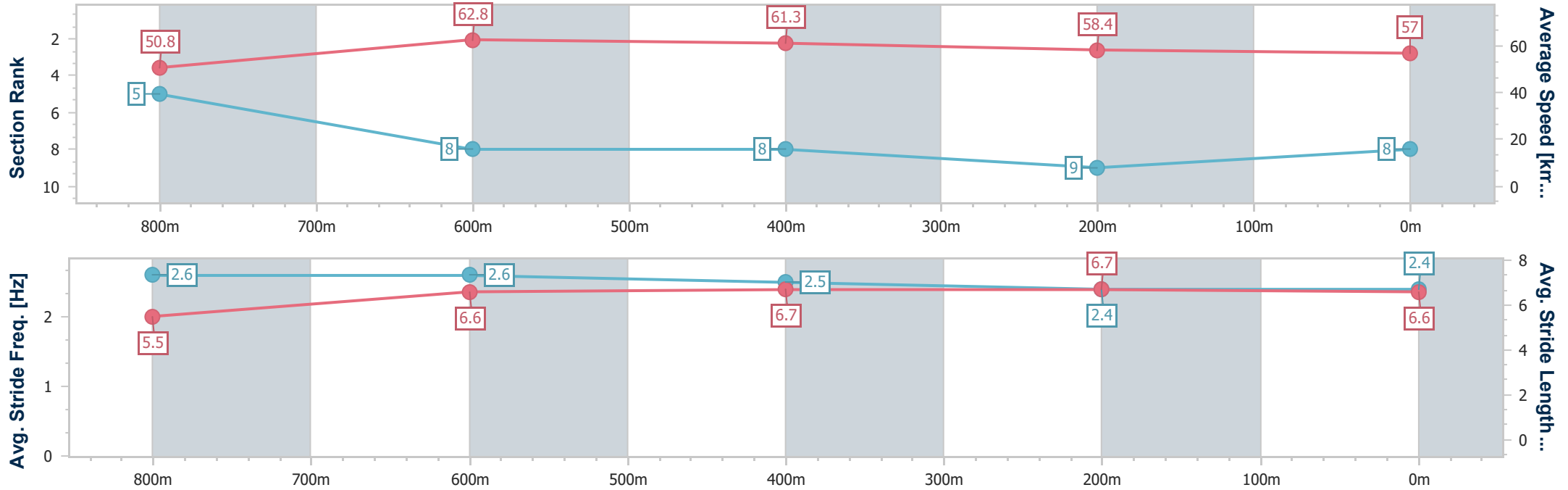
Toowoomba QLD Professional
Race 2: TOWOOMBA TRUCK SPARES PAT O'SHEA QTIS
PLATE - 1000m



23 September 2023 - 13:43

Track Rating: Good 4, Weather: Fine, Rail Position: True

Section	Overall	800m	600m	400m	200m
Section Times	1:02.73 [8] (0:14.29)	0:48.44 [5] (0:11.51)	0:36.93 [8] (0:11.89)	0:25.04 [8] (0:12.42)	0:12.62 [9] (0:12.62)
Average Speed [km/h]	50.8	62.8	61.3	58.4	57.0
Top Speed [km/h]	63.7	63.9	63.0	60.8	58.9
Avg. Dist. to Rail [m]	4.9	1.5	2.5	2.2	4.2
Avg. Stride Freq. [Hz]	2.6	2.6	2.5	2.4	2.4
Avg. Stride Length [m]	5.5	6.6	6.7	6.7	6.6



- [] Ranking at each section and finish
- .-.- No data available at this section
- NA No data available



Horse/Jockey Name	Don'tleavemenow
Final Rank	9
Fastest Section Time (Section)	0:11.56 (800m)
Top Speed [km/h] (Section)	65.6 (Overall)
Race State	Finished



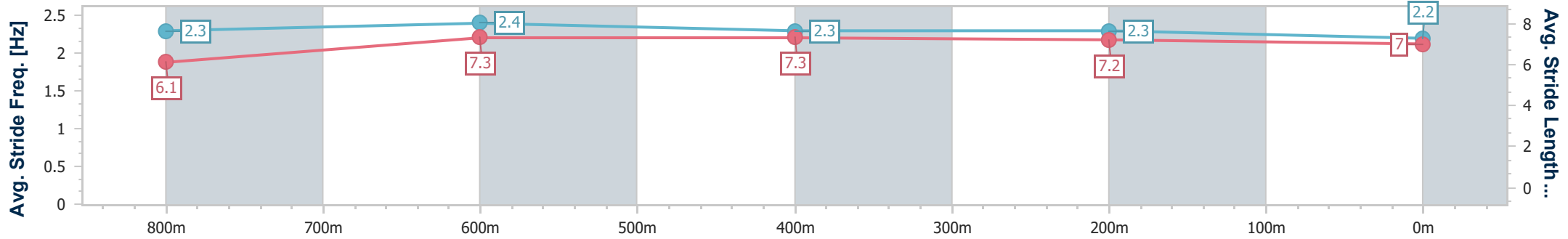
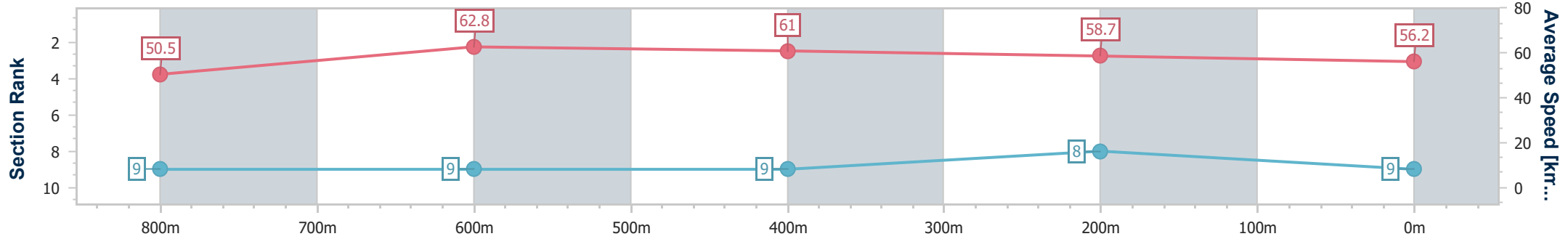
Toowoomba QLD Professional
 Race 2: TOOWOOMBA TRUCK SPARES PAT O'SHEA QTIS
 PLATE - 1000m



23 September 2023 - 13:43

Track Rating: Good 4, Weather: Fine, Rail Position: True

Section	Overall	800m	600m	400m	200m
Section Times	1:02.86 [9] (0:14.46)	0:48.40 [9] (0:11.56)	0:36.84 [9] (0:11.81)	0:25.03 [9] (0:12.24)	0:12.79 [8] (0:12.79)
Average Speed [km/h]	50.5	62.8	61.0	58.7	56.2
Top Speed [km/h]	65.6	64.7	62.4	59.5	58.1
Avg. Dist. to Rail [m]	8.1	2.5	0.7	0.6	0.9
Avg. Stride Freq. [Hz]	2.3	2.4	2.3	2.3	2.2
Avg. Stride Length [m]	6.1	7.3	7.3	7.2	7.0



- [] Ranking at each section and finish
- .-.- No data available at this section
- NA No data available