



Toowoomba QLD Professional

Race 1: BARRIER REEF POOLS Class 3 Plate - 1000m

23 September 2023 - 13:08



Track Rating: Good 4, Weather: Fine, Rail Position: True

Section		Overall						800m		600m		400m		200m		Last 600m	
Field Times		0:58.91 (0:13.16)						0:45.75 (0:10.61)		0:35.14 (0:11.09)		0:24.05 (0:11.58)		0:12.47 (0:12.47)		0:35.14	
Rank	TAB	Horse/Jockey	Barrier	Top Speed [km/h]	Fastest Section							Margin			Distance Travelled [m]		
1	12	COMPASSIONATE Damien Thornton	8	66.6 600m	0:11.13 600m	0:58.91 [1] (0:13.37)	0:45.54 [2] (0:11.21)	0:34.33 [3] (0:11.13)	0:23.20 [3] (0:11.17)	0:12.03 [2] (0:12.03)	0:58.91		0:34.33				
2	1	DEVASTATING James Orman	1	67.0 800m	0:11.07 800m	0:58.98 [2] (0:13.93)	0:45.05 [6] (0:11.07)	0:33.98 [6] (0:11.17)	0:22.81 [5] (0:11.35)	0:11.46 [5] (0:11.46)	0.4L		0:33.98	+2			
3	6	STEADY READY Andrew Mallyon	10	69.6 800m	0:10.61 800m	0:59.06 [3] (0:13.16)	0:45.90 [1] (0:10.61)	0:35.29 [1] (0:11.09)	0:24.20 [1] (0:11.58)	0:12.62 [1] (0:12.62)	0.7L		0:35.29	-2			
4	4	TITANS Georgina Cartwright	2	66.9 600m	0:10.91 800m	0:59.21 [4] (0:13.62)	0:45.59 [4] (0:10.91)	0:34.68 [2] (0:11.04)	0:23.64 [2] (0:11.44)	0:12.20 [3] (0:12.20)	1.5L		0:34.68	-10			
5	7	ZAHER Cejay Graham	3	67.0 200m	0:10.96 200m	0:59.22 [5] (0:14.05)	0:45.17 [8] (0:11.36)	0:33.81 [9] (0:11.38)	0:22.43 [8] (0:11.47)	0:10.96 [8] (0:10.96)	1.6L		0:33.81	+2			
6	2	DOCTOR TEEKAY Bailey Wheeler	4	67.6 600m	0:10.97 600m	0:59.62 [6] (0:14.19)	0:45.43 [9] (0:11.21)	0:34.22 [8] (0:10.97)	0:23.25 [7] (0:11.43)	0:11.82 [6] (0:11.82)	3.9L		0:34.22	-4			
7	11	CAESARIS Angela Jones	5	68.1 600m	0:11.07 800m	0:59.65 [7] (0:13.58)	0:46.07 [3] (0:11.07)	0:35.00 [4] (0:11.17)	0:23.83 [4] (0:11.60)	0:12.23 [4] (0:12.23)	4L		0:35.00	-2			
8	3	MAGNITUDO Melea Castle	6	65.8 600m	0:11.22 800m	0:59.70 [8] (0:13.69)	0:46.01 [5] (0:11.22)	0:34.79 [5] (0:11.28)	0:23.51 [6] (0:11.75)	0:11.76 [7] (0:11.76)	4.2L		0:34.79	-2			
9	9	ROOTS'N'ROCKS Gary Geran	9	66.3 800m	0:11.24 800m	1:01.63 [9] (0:14.00)	0:47.63 [7] (0:11.24)	0:36.39 [7] (0:11.70)	0:24.69 [9] (0:12.07)	0:12.62 [9] (0:12.62)	15.5L		0:36.39	+2			

Scratched: Smart And Dapper (#5), Mouette (#8), Warriress (#10)

[] Ranking at each section and finish
 -:-:- No data available at this section
 NA No data available

SCN Saddle cloth number
 DNF Did not finish
 DNT Did not track



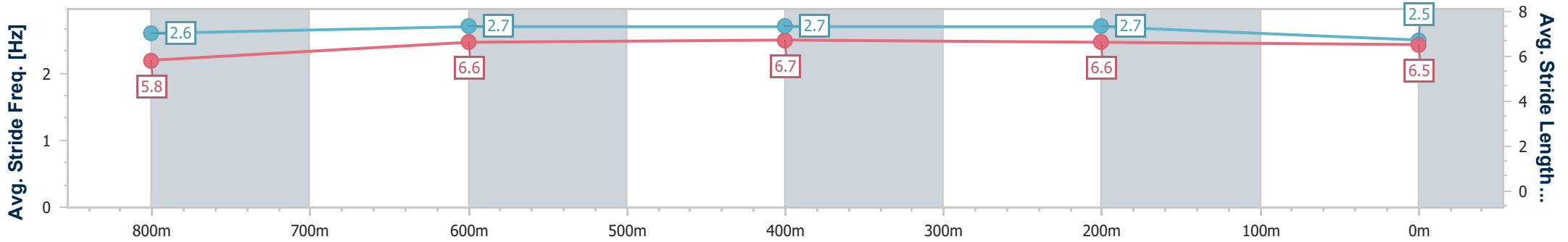
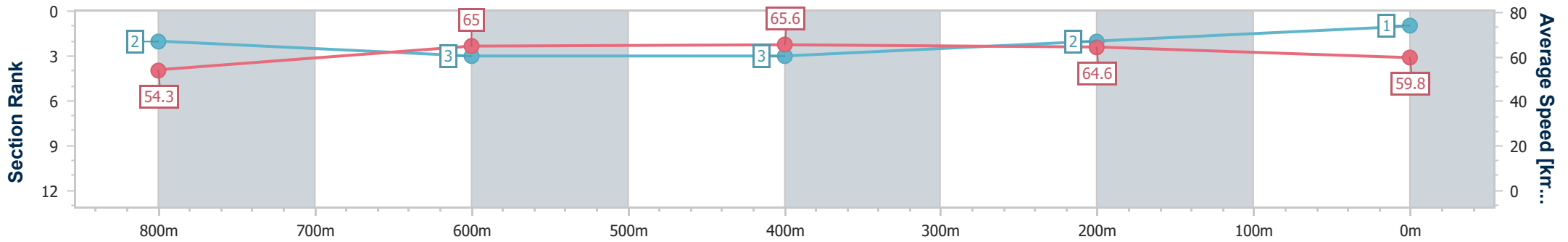
Horse/Jockey Name	Compassionate
Final Rank	1
Fastest Section Time (Section)	0:11.13 (600m)
Top Speed [km/h] (Section)	66.6 (600m)
Race State	Finished



Toowoomba QLD Professional
 Race 1: BARRIER REEF POOLS Class 3 Plate - 1000m
 23 September 2023 - 13:08
 Track Rating: Good 4, Weather: Fine, Rail Position: True



Section	Overall	800m	600m	400m	200m
Section Times	0:58.91 [1] (0:13.37)	0:45.54 [2] (0:11.21)	0:34.33 [3] (0:11.13)	0:23.20 [3] (0:11.17)	0:12.03 [2] (0:12.03)
Average Speed [km/h]	54.3	65.0	65.6	64.6	59.8
Top Speed [km/h]	65.4	66.2	66.6	66.1	63.5
Avg. Dist. to Rail [m]	6.1	2.9	2.7	1.3	1.5
Avg. Stride Freq. [Hz]	2.6	2.7	2.7	2.7	2.5
Avg. Stride Length [m]	5.8	6.6	6.7	6.6	6.5



- [] Ranking at each section and finish
- .-.- No data available at this section
- NA No data available



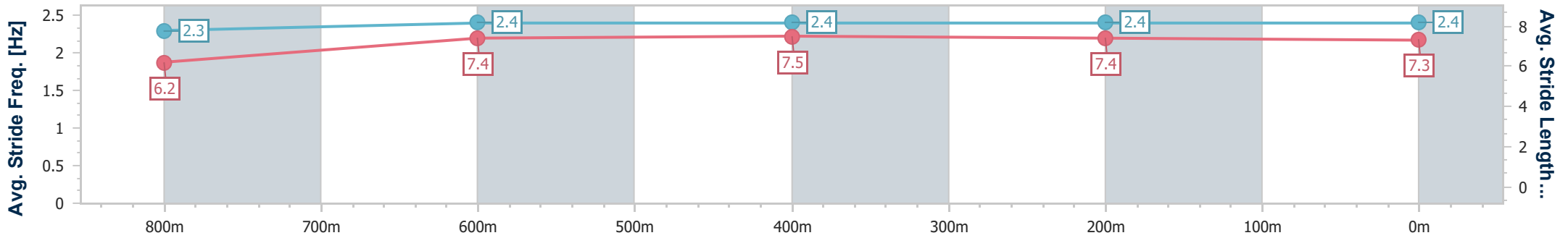
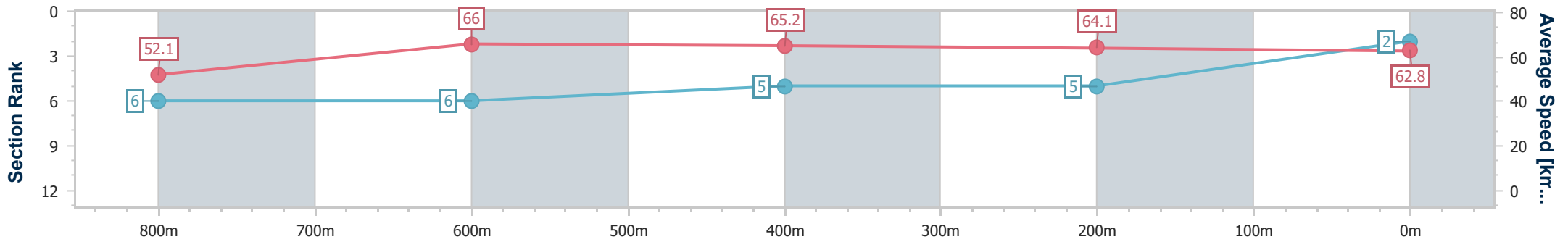
Horse/Jockey Name	Devastating
Final Rank	2
Fastest Section Time (Section)	0:11.07 (800m)
Top Speed [km/h] (Section)	67.0 (800m)
Race State	Finished



Toowoomba QLD Professional
 Race 1: BARRIER REEF POOLS Class 3 Plate - 1000m
 23 September 2023 - 13:08
 Track Rating: Good 4, Weather: Fine, Rail Position: True



Section	Overall	800m	600m	400m	200m
Section Times	0:58.98 [2] (0:13.93)	0:45.05 [6] (0:11.07)	0:33.98 [6] (0:11.17)	0:22.81 [5] (0:11.35)	0:11.46 [5] (0:11.46)
Average Speed [km/h]	52.1	66.0	65.2	64.1	62.8
Top Speed [km/h]	66.6	67.0	66.7	65.3	64.2
Avg. Dist. to Rail [m]	4.2	3.6	2.6	3.3	5.8
Avg. Stride Freq. [Hz]	2.3	2.4	2.4	2.4	2.4
Avg. Stride Length [m]	6.2	7.4	7.5	7.4	7.3



- [] Ranking at each section and finish
- .-.- No data available at this section
- NA No data available



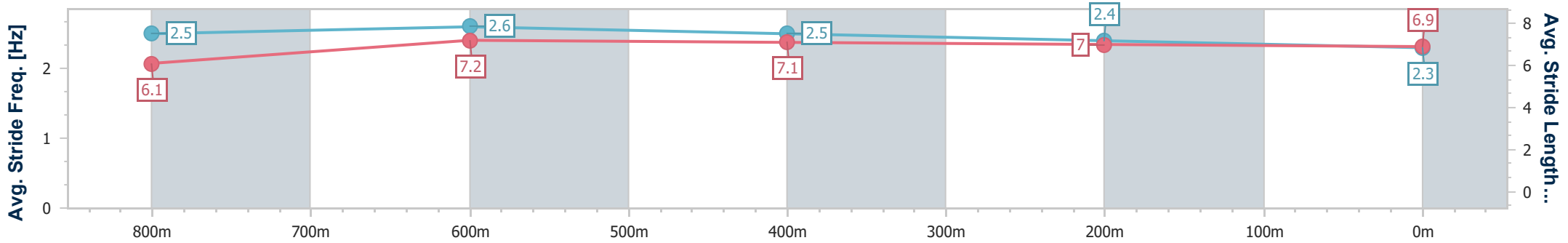
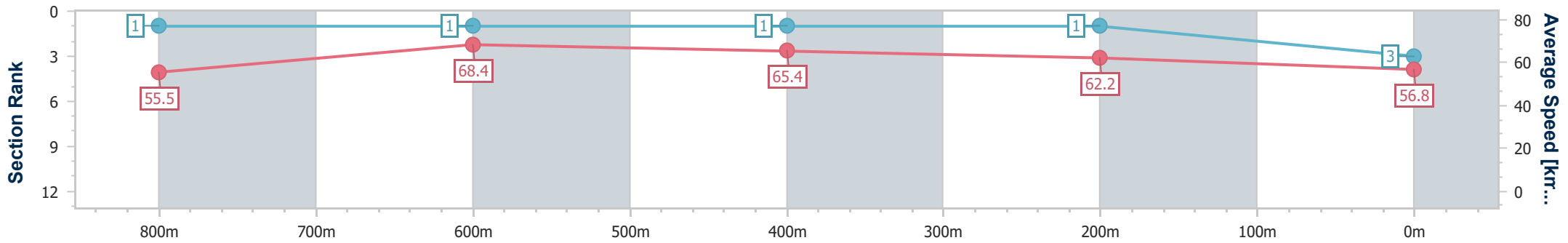
Horse/Jockey Name	Steady Ready
Final Rank	3
Fastest Section Time (Section)	0:10.61 (800m)
Top Speed [km/h] (Section)	69.6 (800m)
Race State	Finished



Toowoomba QLD Professional
 Race 1: BARRIER REEF POOLS Class 3 Plate - 1000m
 23 September 2023 - 13:08
 Track Rating: Good 4, Weather: Fine, Rail Position: True



Section	Overall	800m	600m	400m	200m
Section Times	0:59.06 [3] (0:13.16)	0:45.90 [1] (0:10.61)	0:35.29 [1] (0:11.09)	0:24.20 [1] (0:11.58)	0:12.62 [1] (0:12.62)
Average Speed [km/h]	55.5	68.4	65.4	62.2	56.8
Top Speed [km/h]	68.6	69.6	68.8	64.1	61.0
Avg. Dist. to Rail [m]	8.1	2.6	1.3	0.5	0.5
Avg. Stride Freq. [Hz]	2.5	2.6	2.5	2.4	2.3
Avg. Stride Length [m]	6.1	7.2	7.1	7.0	6.9



- [] Ranking at each section and finish
- .-.- No data available at this section
- NA No data available



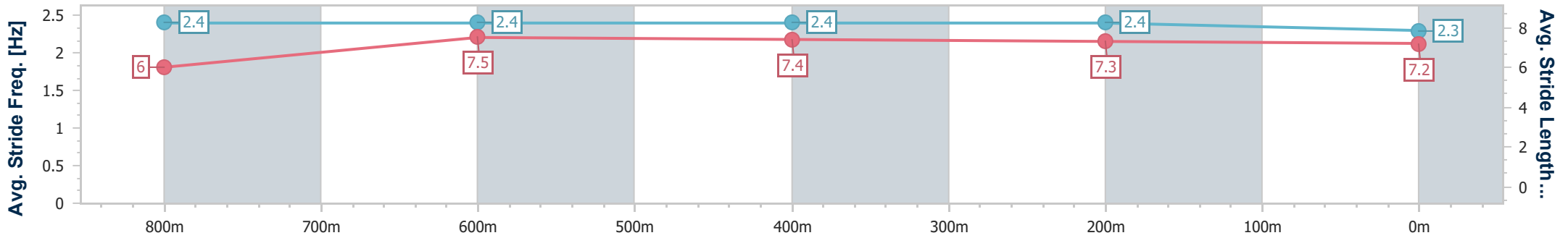
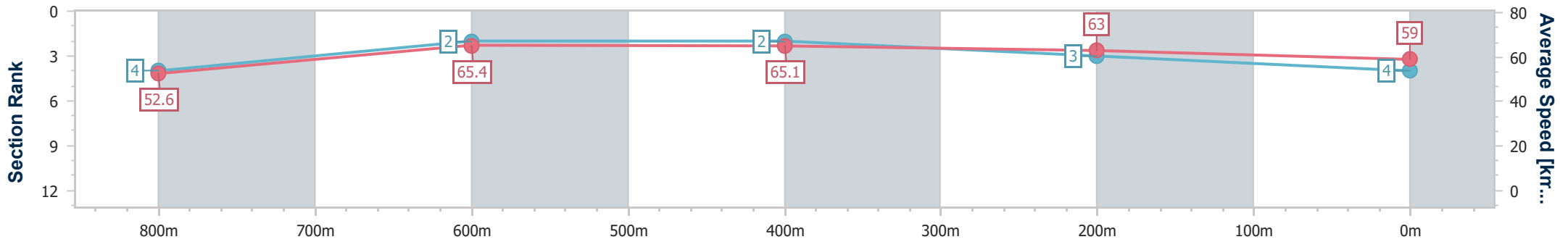
Horse/Jockey Name	Titans
Final Rank	4
Fastest Section Time (Section)	0:10.91 (800m)
Top Speed [km/h] (Section)	66.9 (600m)
Race State	Finished



Toowoomba QLD Professional
 Race 1: BARRIER REEF POOLS Class 3 Plate - 1000m
 23 September 2023 - 13:08
 Track Rating: Good 4, Weather: Fine, Rail Position: True



Section	Overall	800m	600m	400m	200m
Section Times	0:59.21 [4] (0:13.62)	0:45.59 [4] (0:10.91)	0:34.68 [2] (0:11.04)	0:23.64 [2] (0:11.44)	0:12.20 [3] (0:12.20)
Average Speed [km/h]	52.6	65.4	65.1	63.0	59.0
Top Speed [km/h]	65.9	66.7	66.9	64.3	61.9
Avg. Dist. to Rail [m]	1.9	2.0	0.9	0.2	0.8
Avg. Stride Freq. [Hz]	2.4	2.4	2.4	2.4	2.3
Avg. Stride Length [m]	6.0	7.5	7.4	7.3	7.2



- [] Ranking at each section and finish
- .-.- No data available at this section
- NA No data available



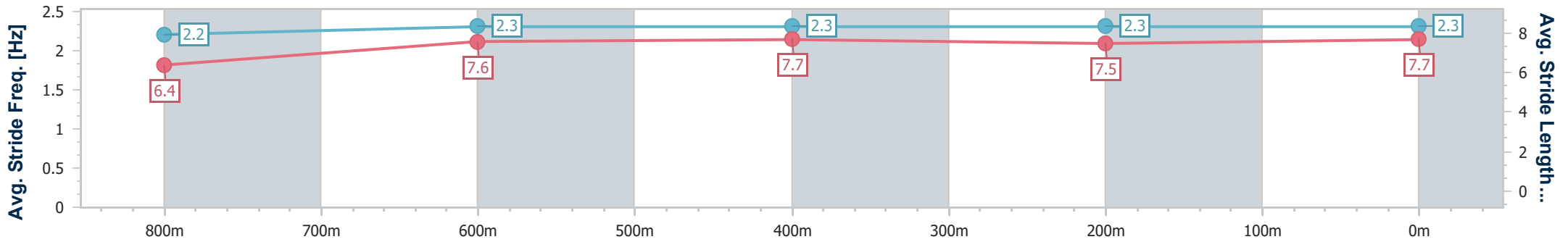
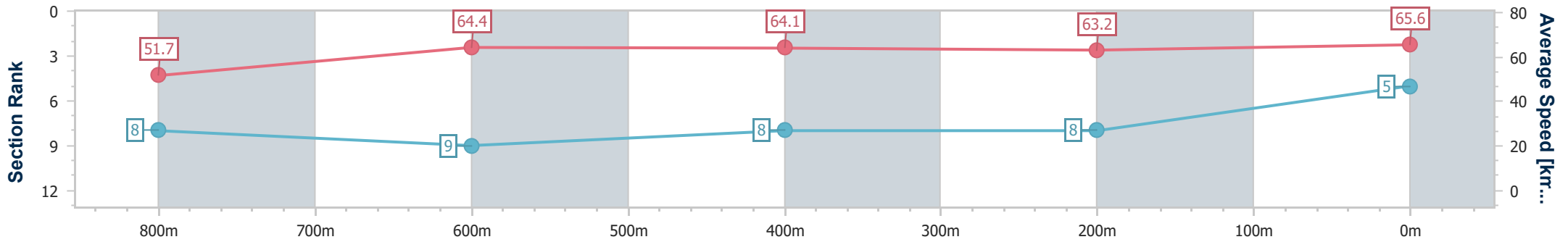
Horse/Jockey Name	Zaher
Final Rank	5
Fastest Section Time (Section)	0:10.96 (200m)
Top Speed [km/h] (Section)	67.0 (200m)
Race State	Finished



Toowoomba QLD Professional
 Race 1: BARRIER REEF POOLS Class 3 Plate - 1000m
 23 September 2023 - 13:08
 Track Rating: Good 4, Weather: Fine, Rail Position: True



Section	Overall	800m	600m	400m	200m
Section Times	0:59.22 [5] (0:14.05)	0:45.17 [8] (0:11.36)	0:33.81 [9] (0:11.38)	0:22.43 [8] (0:11.47)	0:10.96 [8] (0:10.96)
Average Speed [km/h]	51.7	64.4	64.1	63.2	65.6
Top Speed [km/h]	65.5	66.2	66.5	64.9	67.0
Avg. Dist. to Rail [m]	4.1	4.4	2.9	2.0	3.7
Avg. Stride Freq. [Hz]	2.2	2.3	2.3	2.3	2.3
Avg. Stride Length [m]	6.4	7.6	7.7	7.5	7.7



- [] Ranking at each section and finish
- .-.- No data available at this section
- NA No data available



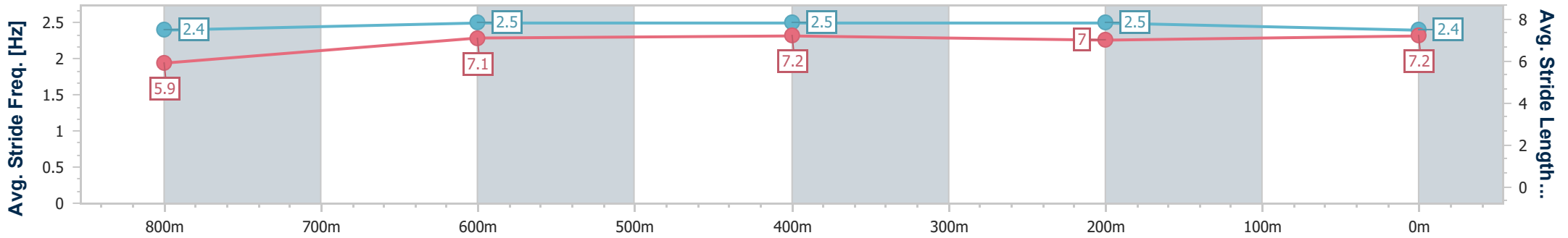
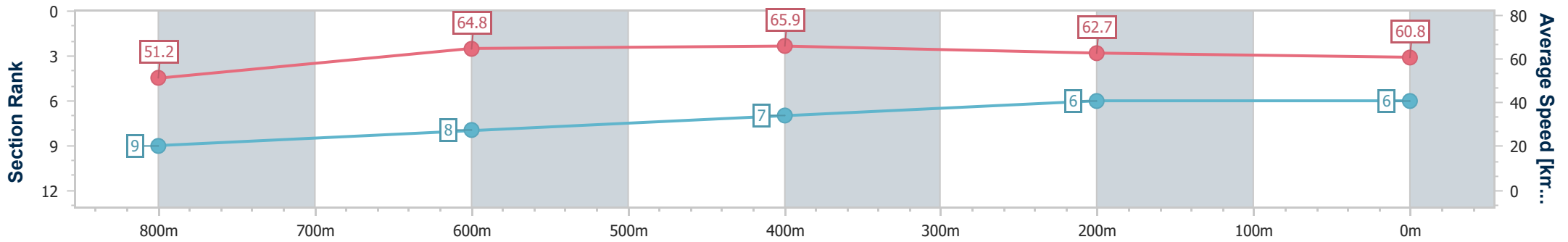
Horse/Jockey Name	Doctor Teekay
Final Rank	6
Fastest Section Time (Section)	0:10.97 (600m)
Top Speed [km/h] (Section)	67.6 (600m)
Race State	Finished



Toowoomba QLD Professional
 Race 1: BARRIER REEF POOLS Class 3 Plate - 1000m
 23 September 2023 - 13:08
 Track Rating: Good 4, Weather: Fine, Rail Position: True



Section	Overall	800m	600m	400m	200m
Section Times	0:59.62 [6] (0:14.19)	0:45.43 [9] (0:11.21)	0:34.22 [8] (0:10.97)	0:23.25 [7] (0:11.43)	0:11.82 [6] (0:11.82)
Average Speed [km/h]	51.2	64.8	65.9	62.7	60.8
Top Speed [km/h]	66.1	67.0	67.6	64.1	61.7
Avg. Dist. to Rail [m]	4.9	2.9	1.4	0.9	1.4
Avg. Stride Freq. [Hz]	2.4	2.5	2.5	2.5	2.4
Avg. Stride Length [m]	5.9	7.1	7.2	7.0	7.2



- [] Ranking at each section and finish
- .-.- No data available at this section
- NA No data available



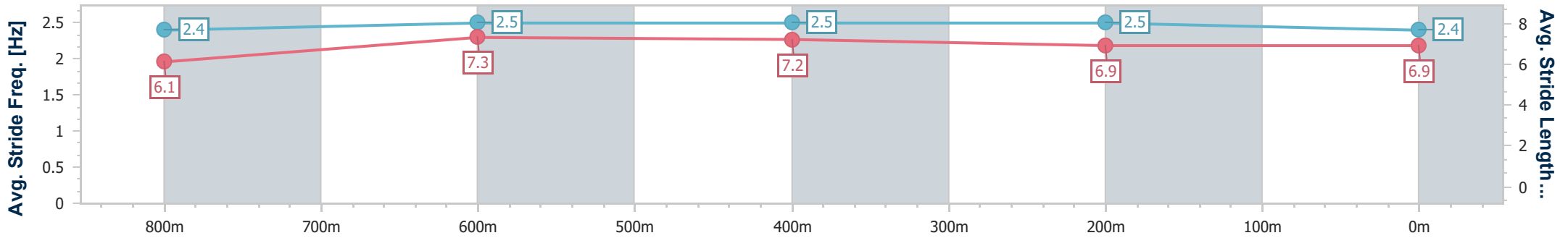
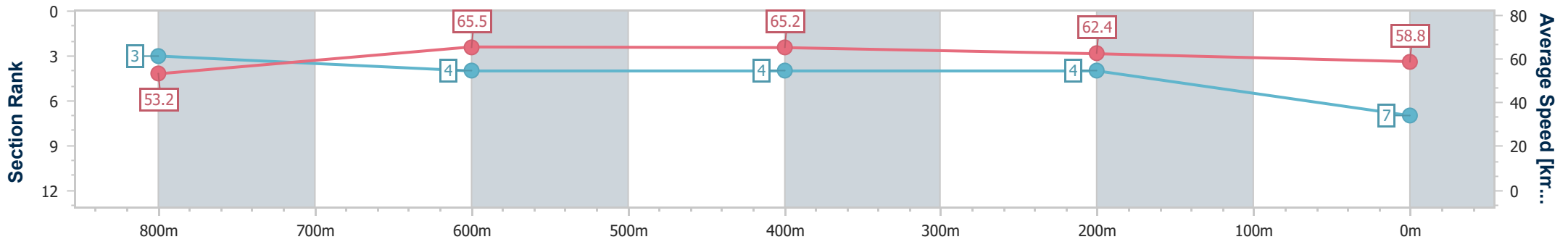
Horse/Jockey Name	Caesaris
Final Rank	7
Fastest Section Time (Section)	0:11.07 (800m)
Top Speed [km/h] (Section)	68.1 (600m)
Race State	Finished



Toowoomba QLD Professional
 Race 1: BARRIER REEF POOLS Class 3 Plate - 1000m
 23 September 2023 - 13:08
 Track Rating: Good 4, Weather: Fine, Rail Position: True



Section	Overall	800m	600m	400m	200m
Section Times	0:59.65 [7] (0:13.58)	0:46.07 [3] (0:11.07)	0:35.00 [4] (0:11.17)	0:23.83 [4] (0:11.60)	0:12.23 [4] (0:12.23)
Average Speed [km/h]	53.2	65.5	65.2	62.4	58.8
Top Speed [km/h]	67.2	67.5	68.1	64.3	60.7
Avg. Dist. to Rail [m]	3.5	2.8	2.4	1.6	1.8
Avg. Stride Freq. [Hz]	2.4	2.5	2.5	2.5	2.4
Avg. Stride Length [m]	6.1	7.3	7.2	6.9	6.9



- [] Ranking at each section and finish
- .-.- No data available at this section
- NA No data available



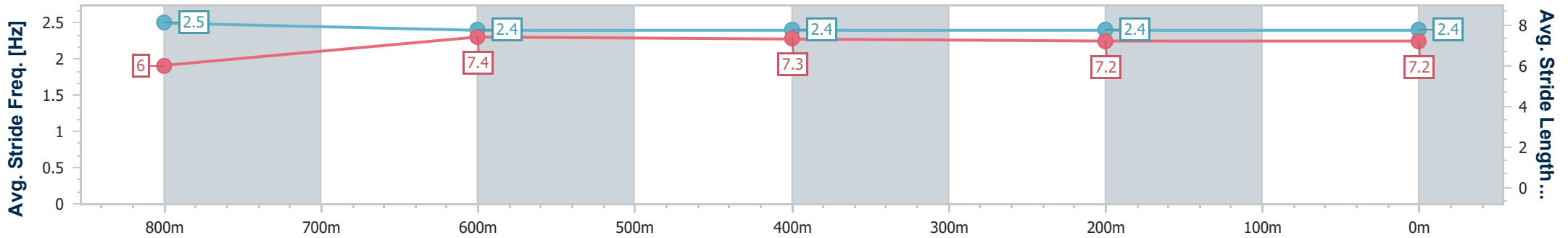
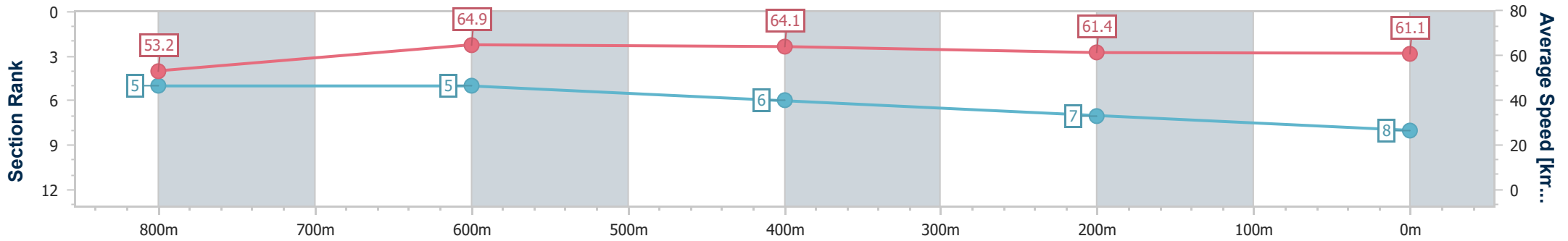
Horse/Jockey Name	Magnitudo
Final Rank	8
Fastest Section Time (Section)	0:11.22 (800m)
Top Speed [km/h] (Section)	65.8 (600m)
Race State	Finished



Toowoomba QLD Professional
 Race 1: BARRIER REEF POOLS Class 3 Plate - 1000m
 23 September 2023 - 13:08
 Track Rating: Good 4, Weather: Fine, Rail Position: True



Section	Overall	800m	600m	400m	200m
Section Times	0:59.70 [8] (0:13.69)	0:46.01 [5] (0:11.22)	0:34.79 [5] (0:11.28)	0:23.51 [6] (0:11.75)	0:11.76 [7] (0:11.76)
Average Speed [km/h]	53.2	64.9	64.1	61.4	61.1
Top Speed [km/h]	65.4	65.6	65.8	63.0	62.5
Avg. Dist. to Rail [m]	6.9	2.6	0.6	1.4	1.5
Avg. Stride Freq. [Hz]	2.5	2.4	2.4	2.4	2.4
Avg. Stride Length [m]	6.0	7.4	7.3	7.2	7.2



- [] Ranking at each section and finish
- .-.- No data available at this section
- NA No data available



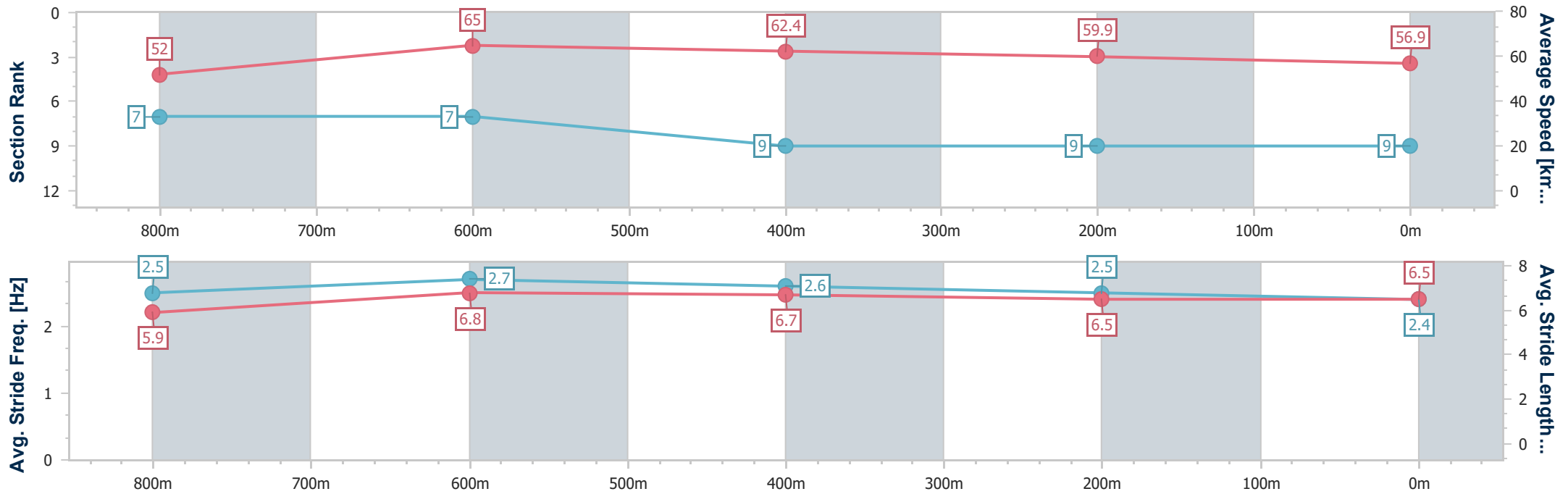
Horse/Jockey Name	Roots'n'rocks
Final Rank	9
Fastest Section Time (Section)	0:11.24 (800m)
Top Speed [km/h] (Section)	66.3 (800m)
Race State	Finished



Toowoomba QLD Professional
 Race 1: BARRIER REEF POOLS Class 3 Plate - 1000m
 23 September 2023 - 13:08
 Track Rating: Good 4, Weather: Fine, Rail Position: True



Section	Overall	800m	600m	400m	200m
Section Times	1:01.63 [9] (0:14.00)	0:47.63 [7] (0:11.24)	0:36.39 [7] (0:11.70)	0:24.69 [9] (0:12.07)	0:12.62 [9] (0:12.62)
Average Speed [km/h]	52.0	65.0	62.4	59.9	56.9
Top Speed [km/h]	66.2	66.3	64.0	60.8	59.6
Avg. Dist. to Rail [m]	7.0	3.5	2.6	1.7	2.6
Avg. Stride Freq. [Hz]	2.5	2.7	2.6	2.5	2.4
Avg. Stride Length [m]	5.9	6.8	6.7	6.5	6.5



- [] Ranking at each section and finish
- .-.- No data available at this section
- NA No data available