



Mackay QLD Professional

Race 4: Leading Trainer Jared Wehlow QTIS Three-Years-Old Maiden Handicap - 1300m

19 September 2023 - 14:35



Track Rating: Good 3, Weather: Overcast, Rail Position: True

Section		Overall	1200m	1000m	800m	600m	400m	Last 600m				
Field Times		1:16.89 (0:07.84)	1:09.05 (0:10.61)	0:58.44 (0:10.83)	0:47.61 (0:10.95)	0:36.66 (0:11.64)	0:25.02 (0:12.31)	0:36.66				
Rank	TAB Horse/Jockey	Barrier	Top Speed [km/h]	Fastest Section	Distance Travelled [m]							
1	1 MISTER SELFIE Gabrielle Semmens	3	68.4 1200m	0:07.88 Overall	1:16.89 [1] (0:07.88)	1:09.01 [5] (0:10.81)	0:58.20 [3] (0:10.83)	0:47.37 [4] (0:11.17)	0:36.20 [4] (0:11.79)	0:24.41 [3] (0:11.92)	0:36.20	
2	11 MISHANI TWILIGHT Tahlia Fenlon	9	67.6 1000m	0:08.25 Overall	1:17.43 [2] (0:08.25)	1:09.18 [9] (0:11.24)	0:57.94 [9] (0:10.91)	0:47.03 [9] (0:11.14)	0:35.89 [9] (0:11.50)	0:24.39 [7] (0:11.75)	0:35.89	+2
3	12 MISHANI TYCOON Adam Sewell	12	67.0 1200m	0:07.85 Overall	1:17.45 [3] (0:07.85)	1:09.60 [2] (0:11.05)	0:58.55 [6] (0:11.14)	0:47.41 [6] (0:11.25)	0:36.16 [6] (0:11.77)	0:24.39 [8] (0:12.00)	0:36.16	-2
4	5 EYES ARE LION Ryan Wiggins	4	68.7 1000m	0:07.84 Overall	1:17.48 [4] (0:07.84)	1:09.64 [1] (0:11.00)	0:58.64 [5] (0:10.87)	0:47.77 [5] (0:11.21)	0:36.56 [5] (0:11.90)	0:24.66 [5] (0:11.84)	0:36.56	-4
5	3 CHUCKA DUMMY Colin Lennon	11	70.2 1200m	0:07.88 Overall	1:17.61 [5] (0:07.88)	1:09.73 [4] (0:10.65)	0:59.08 [2] (0:10.75)	0:48.33 [2] (0:10.95)	0:37.38 [1] (0:11.71)	0:25.67 [2] (0:12.24)	0:37.38	+2
6	4 ONOMATOPOEIA Justin Stanley	2	66.6 1200m	0:07.99 Overall	1:17.69 [6] (0:07.99)	1:09.70 [6] (0:11.08)	0:58.62 [7] (0:11.10)	0:47.52 [7] (0:11.28)	0:36.24 [7] (0:11.58)	0:24.66 [6] (0:11.98)	0:36.24	-12
7	9 SEA MUD 'N' SUN Adrian Layt	1	66.5 1000m	0:08.00 Overall	1:17.75 [7] (0:08.00)	1:09.75 [7] (0:11.24)	0:58.51 [8] (0:11.03)	0:47.48 [8] (0:11.24)	0:36.24 [8] (0:11.88)	0:24.36 [9] (0:11.82)	0:36.24	+0
8	7 KARAKAROO Jason Taylor	8	70.6 1200m	0:07.86 Overall	1:18.01 [8] (0:07.86)	1:10.15 [3] (0:10.59)	0:59.56 [1] (0:10.83)	0:48.73 [1] (0:10.96)	0:37.77 [2] (0:11.63)	0:26.14 [1] (0:12.31)	0:37.77	-7
9	10 BETHEHORSE Scott Sheargold	7	70.1 1000m	0:08.07 Overall	1:18.94 [9] (0:08.07)	1:10.87 [8] (0:10.68)	1:00.19 [4] (0:10.64)	0:49.55 [3] (0:11.27)	0:38.28 [3] (0:11.85)	0:26.43 [4] (0:12.46)	0:38.28	+0

Scratched: Our Berlinetta (#8), Switch And Slide (#2), Teekupp (#6)



Mackay QLD Professional
Race 4: Leading Trainer Jared Wehlow QTIS Three-Years-Old Maiden
Handicap - 1300m
19 September 2023 - 14:35



Track Rating: Good 3, Weather: Overcast, Rail Position: True

Section				200m				Last 600m	
Field Times				0:12.71				0:36.66	
				(0:12.71)					
Rank	TAB	Horse/Jockey	Barrier	Top Speed [km/h]	Fastest Section	Margin			Distance Travelled [m]
1	1	MISTER SELFIE Gabrielle Semmens	3	68.4 1200m	0:07.88 Overall	0:12.49 [3] (0:12.49)	1:16.89		0:36.20
2	11	MISHANI TWILIGHT Tahlia Fenlon	9	67.6 1000m	0:08.25 Overall	0:12.64 [5] (0:12.64)	3L		0:35.89 +2
3	12	MISHANI TYCOON Adam Sewell	12	67.0 1200m	0:07.85 Overall	0:12.39 [8] (0:12.39)	3.2L		0:36.16 -2
4	5	EYES ARE LION Ryan Wiggins	4	68.7 1000m	0:07.84 Overall	0:12.82 [4] (0:12.82)	3.4L		0:36.56 -4
5	3	CHUCKA DUMMY Colin Lennon	11	70.2 1200m	0:07.88 Overall	0:13.43 [1] (0:13.43)	4.2L		0:37.38 +2
6	4	ONOMATOPOEIA Justin Stanley	2	66.6 1200m	0:07.99 Overall	0:12.68 [7] (0:12.68)	4.6L		0:36.24 -12
7	9	SEA MUD 'N' SUN Adrian Layt	1	66.5 1000m	0:08.00 Overall	0:12.54 [9] (0:12.54)	4.8L		0:36.24 +0
8	7	KARAKAROO Jason Taylor	8	70.6 1200m	0:07.86 Overall	0:13.83 [2] (0:13.83)	6.3L		0:37.77 -7
9	10	BETHEHORSE Scott Sheargold	7	70.1 1000m	0:08.07 Overall	0:13.97 [6] (0:13.97)	11.6L		0:38.28 +0

Scratched: Our Berlinetta (#8), Switch And Slide (#2), Teekupp (#6)

[] Ranking at each section and finish
 -:-:- No data available at this section
 NA No data available

SCN Saddle cloth number
 DNF Did not finish
 DNT Did not track



Horse/Jockey Name	Mister Selfie
Final Rank	1
Fastest Section Time (Section)	0:07.88 (Overall)
Top Speed [km/h] (Section)	68.4 (1200m)
Race State	Finished



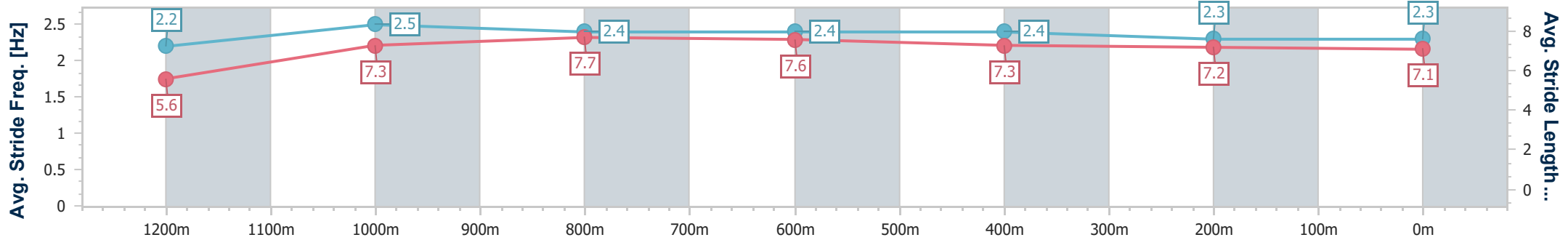
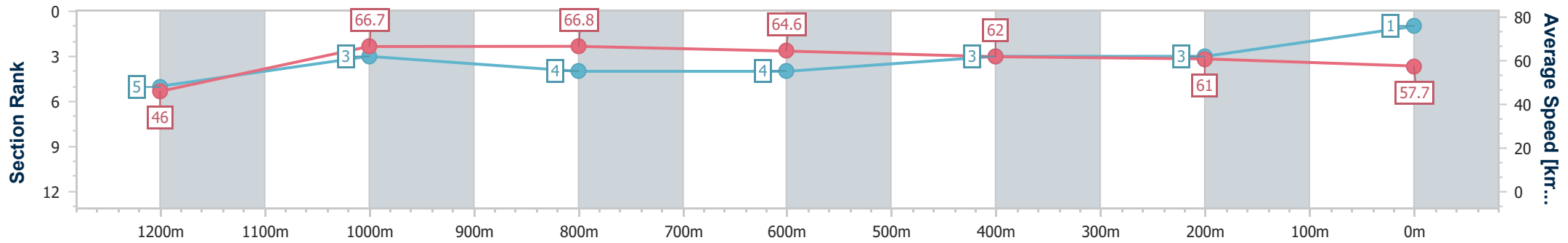
Mackay QLD Professional
Race 4: Leading Trainer Jared Wehlow QTIS Three-Years-Old
Maiden Handicap - 1300m



19 September 2023 - 14:35

Track Rating: Good 3, Weather: Overcast, Rail Position: True

Section	Overall	1200m	1000m	800m	600m	400m	200m
Section Times	1:16.89 [1] (0:07.88)	1:09.01 [5] (0:10.81)	0:58.20 [3] (0:10.83)	0:47.37 [4] (0:11.17)	0:36.20 [4] (0:11.79)	0:24.41 [3] (0:11.92)	0:12.49 [3] (0:12.49)
Average Speed [km/h]	46.0	66.7	66.8	64.6	62.0	61.0	57.7
Top Speed [km/h]	64.5	68.4	68.1	66.8	62.6	61.6	60.6
Avg. Dist. to Rail [m]	8.3	2.1	1.4	1.3	2.3	6.0	6.0
Avg. Stride Freq. [Hz]	2.2	2.5	2.4	2.4	2.4	2.3	2.3
Avg. Stride Length [m]	5.6	7.3	7.7	7.6	7.3	7.2	7.1



- [] Ranking at each section and finish
- .-.- No data available at this section
- NA No data available



Horse/Jockey Name	Mishani Twilight
Final Rank	2
Fastest Section Time (Section)	0:08.25 (Overall)
Top Speed [km/h] (Section)	67.6 (1000m)
Race State	Finished



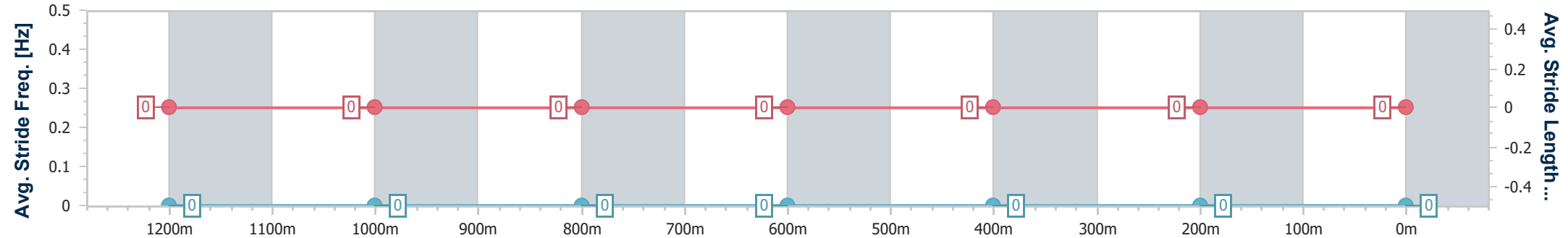
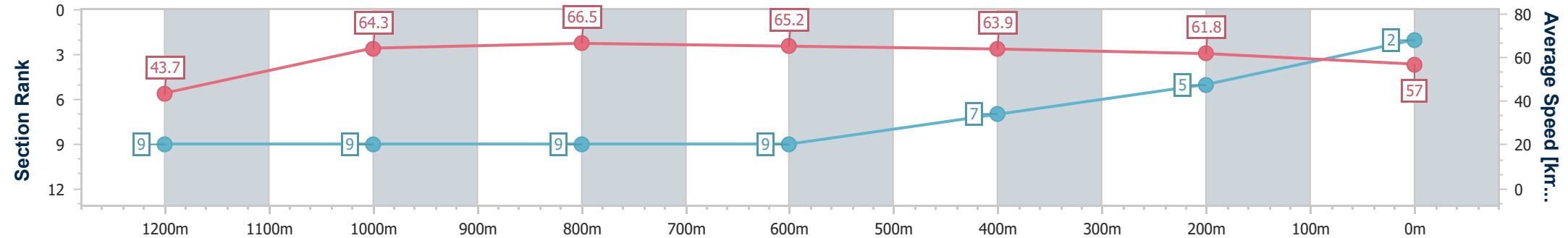
Mackay QLD Professional
Race 4: Leading Trainer Jared Wehlow QTIS Three-Years-Old
Maiden Handicap - 1300m



19 September 2023 - 14:35

Track Rating: Good 3, Weather: Overcast, Rail Position: True

Section	Overall	1200m	1000m	800m	600m	400m	200m
Section Times	1:17.43 [2] (0:08.25)	1:09.18 [9] (0:11.24)	0:57.94 [9] (0:10.91)	0:47.03 [9] (0:11.14)	0:35.89 [9] (0:11.50)	0:24.39 [7] (0:11.75)	0:12.64 [5]
Average Speed [km/h]	43.7	64.3	66.5	65.2	63.9	61.8	57.0
Top Speed [km/h]	60.7	67.1	67.6	66.4	64.6	63.5	60.4
Avg. Dist. to Rail [m]	12.8	3.9	2.0	3.0	2.4	4.8	7.0
Avg. Stride Freq. [Hz]	---	---	---	---	---	---	---
Avg. Stride Length [m]	---	---	---	---	---	---	---



- [] Ranking at each section and finish
- No data available at this section
- NA No data available



Horse/Jockey Name	Mishani Tycoon
Final Rank	3
Fastest Section Time (Section)	0:07.85 (Overall)
Top Speed [km/h] (Section)	67.0 (1200m)
Race State	Finished



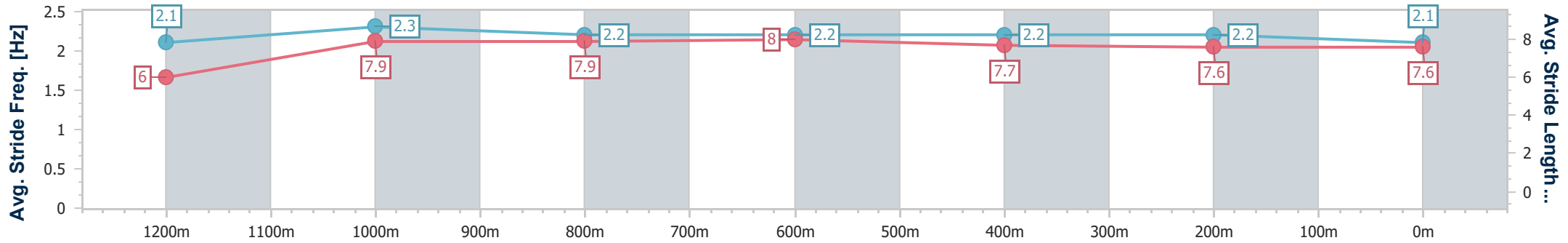
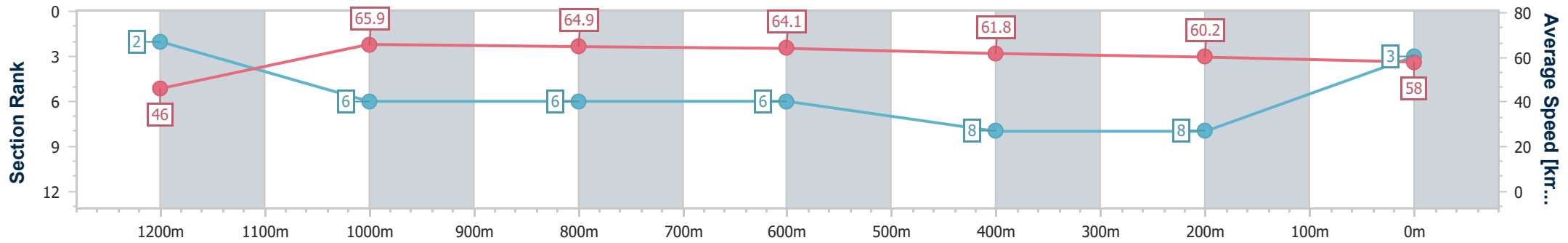
Mackay QLD Professional
Race 4: Leading Trainer Jared Wehlow QTIS Three-Years-Old
Maiden Handicap - 1300m



19 September 2023 - 14:35

Track Rating: Good 3, Weather: Overcast, Rail Position: True

Section	Overall	1200m	1000m	800m	600m	400m	200m
Section Times	1:17.45 [3] (0:07.85)	1:09.60 [2] (0:11.05)	0:58.55 [6] (0:11.14)	0:47.41 [6] (0:11.25)	0:36.16 [6] (0:11.77)	0:24.39 [8] (0:12.00)	0:12.39 [8] (0:12.39)
Average Speed [km/h]	46.0	65.9	64.9	64.1	61.8	60.2	58.0
Top Speed [km/h]	63.4	67.0	65.7	65.5	63.2	61.9	59.9
Avg. Dist. to Rail [m]	15.0	6.8	1.2	0.9	1.2	3.1	5.1
Avg. Stride Freq. [Hz]	2.1	2.3	2.2	2.2	2.2	2.2	2.1
Avg. Stride Length [m]	6.0	7.9	7.9	8.0	7.7	7.6	7.6



- [] Ranking at each section and finish
- .-.- No data available at this section
- NA No data available



Horse/Jockey Name	Eyes Are Lion
Final Rank	4
Fastest Section Time (Section)	0:07.84 (Overall)
Top Speed [km/h] (Section)	68.7 (1000m)
Race State	Finished



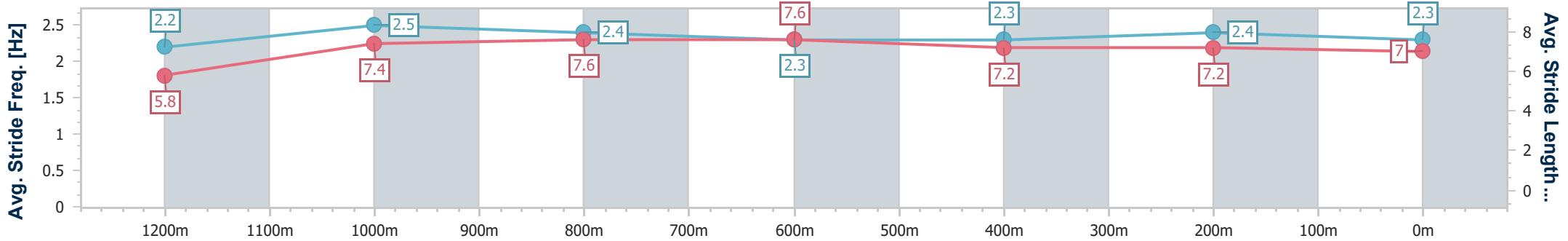
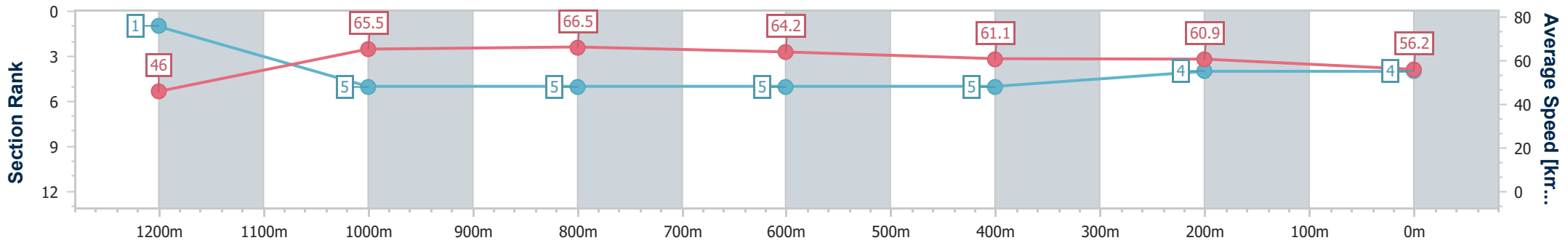
Mackay QLD Professional
Race 4: Leading Trainer Jared Wehlow QTIS Three-Years-Old
Maiden Handicap - 1300m



19 September 2023 - 14:35

Track Rating: Good 3, Weather: Overcast, Rail Position: True

Section	Overall	1200m	1000m	800m	600m	400m	200m
Section Times	1:17.48 [4] (0:07.84)	1:09.64 [1] (0:11.00)	0:58.64 [5] (0:10.87)	0:47.77 [5] (0:11.21)	0:36.56 [5] (0:11.90)	0:24.66 [5] (0:11.84)	0:12.82 [4] (0:12.82)
Average Speed [km/h]	46.0	65.5	66.5	64.2	61.1	60.9	56.2
Top Speed [km/h]	63.3	68.5	68.7	65.8	62.3	63.4	59.8
Avg. Dist. to Rail [m]	9.6	2.5	0.6	0.4	1.1	2.5	2.9
Avg. Stride Freq. [Hz]	2.2	2.5	2.4	2.3	2.3	2.4	2.3
Avg. Stride Length [m]	5.8	7.4	7.6	7.6	7.2	7.2	7.0



- [] Ranking at each section and finish
- .-.- No data available at this section
- NA No data available



Horse/Jockey Name	Chucka Dummy
Final Rank	5
Fastest Section Time (Section)	0:07.88 (Overall)
Top Speed [km/h] (Section)	70.2 (1200m)
Race State	Finished



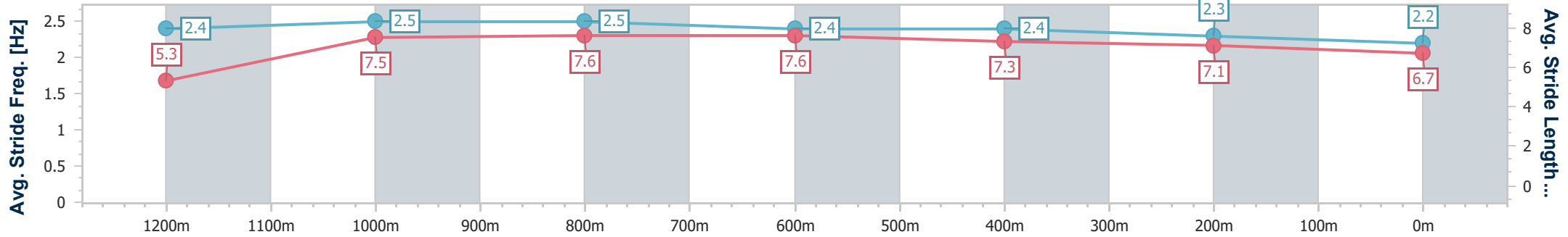
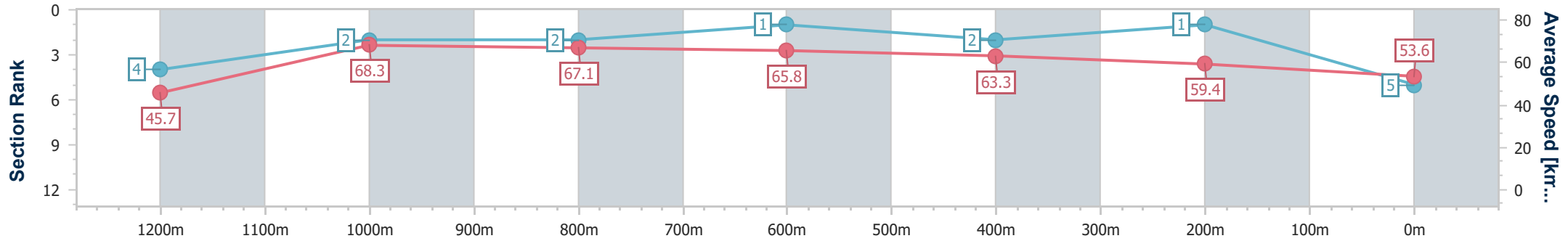
Mackay QLD Professional
Race 4: Leading Trainer Jared Wehlow QTIS Three-Years-Old
Maiden Handicap - 1300m



19 September 2023 - 14:35

Track Rating: Good 3, Weather: Overcast, Rail Position: True

Section	Overall	1200m	1000m	800m	600m	400m	200m
Section Times	1:17.61 [5] (0:07.88)	1:09.73 [4] (0:10.65)	0:59.08 [2] (0:10.75)	0:48.33 [2] (0:10.95)	0:37.38 [1] (0:11.71)	0:25.67 [2] (0:12.24)	0:13.43 [1] (0:13.43)
Average Speed [km/h]	45.7	68.3	67.1	65.8	63.3	59.4	53.6
Top Speed [km/h]	64.3	70.2	69.3	66.7	64.0	62.1	56.6
Avg. Dist. to Rail [m]	14.2	5.0	0.8	0.6	3.8	4.8	3.9
Avg. Stride Freq. [Hz]	2.4	2.5	2.5	2.4	2.4	2.3	2.2
Avg. Stride Length [m]	5.3	7.5	7.6	7.6	7.3	7.1	6.7



- [] Ranking at each section and finish
- .-.- No data available at this section
- NA No data available



Horse/Jockey Name	Onomatopoeia
Final Rank	6
Fastest Section Time (Section)	0:07.99 (Overall)
Top Speed [km/h] (Section)	66.6 (1200m)
Race State	Finished



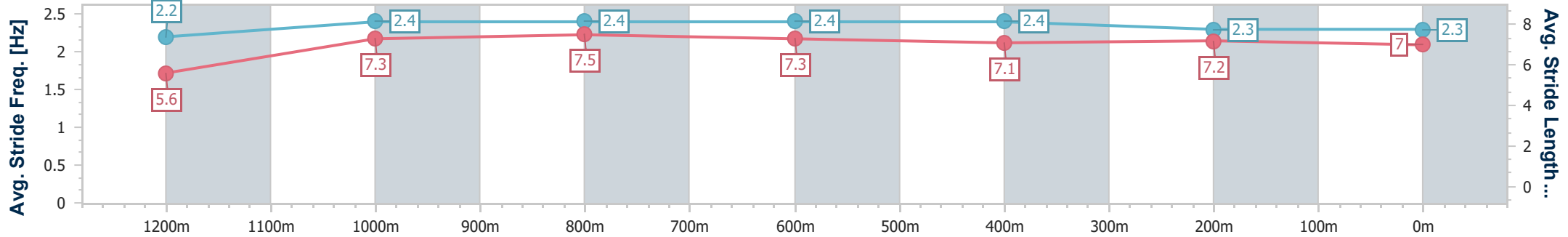
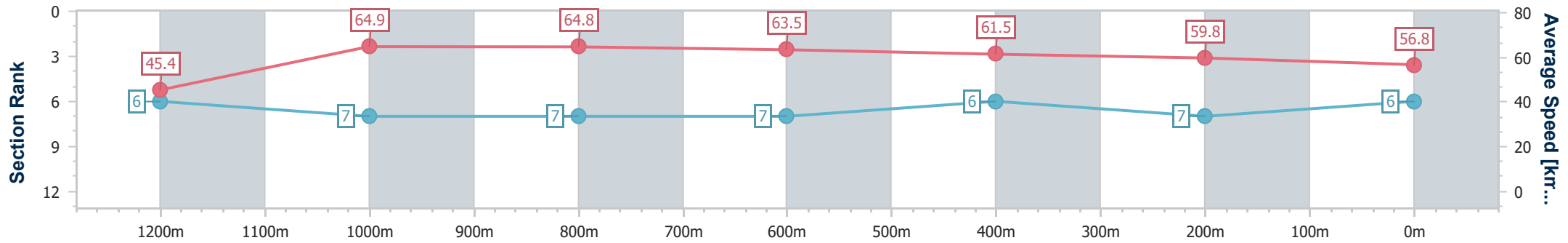
Mackay QLD Professional
Race 4: Leading Trainer Jared Wehlow QTIS Three-Years-Old
Maiden Handicap - 1300m



19 September 2023 - 14:35

Track Rating: Good 3, Weather: Overcast, Rail Position: True

Section	Overall	1200m	1000m	800m	600m	400m	200m
Section Times	1:17.69 [6] (0:07.99)	1:09.70 [6] (0:11.08)	0:58.62 [7] (0:11.10)	0:47.52 [7] (0:11.28)	0:36.24 [7] (0:11.58)	0:24.66 [6] (0:11.98)	0:12.68 [7] (0:12.68)
Average Speed [km/h]	45.4	64.9	64.8	63.5	61.5	59.8	56.8
Top Speed [km/h]	65.8	66.6	66.5	65.6	63.2	62.7	59.5
Avg. Dist. to Rail [m]	7.9	1.8	1.0	0.9	1.7	1.8	4.4
Avg. Stride Freq. [Hz]	2.2	2.4	2.4	2.4	2.4	2.3	2.3
Avg. Stride Length [m]	5.6	7.3	7.5	7.3	7.1	7.2	7.0



- [] Ranking at each section and finish
- .-.- No data available at this section
- NA No data available



Horse/Jockey Name	Sea Mud 'N' Sun
Final Rank	7
Fastest Section Time (Section)	0:08.00 (Overall)
Top Speed [km/h] (Section)	66.5 (1000m)
Race State	Finished



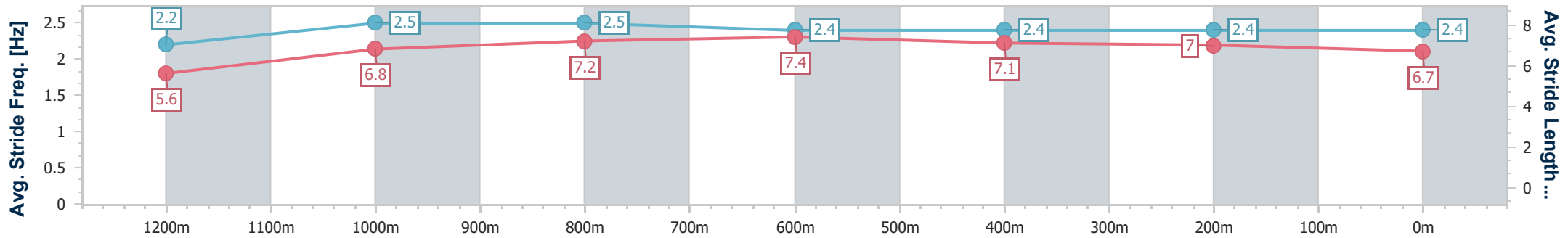
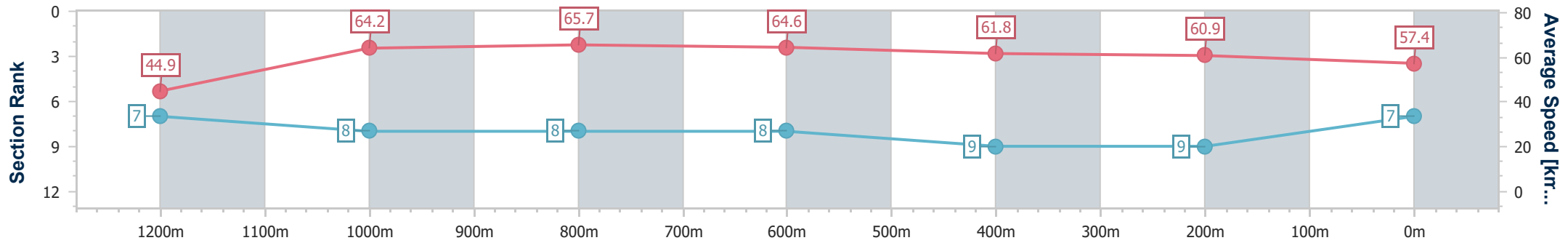
Mackay QLD Professional
Race 4: Leading Trainer Jared Wehlow QTIS Three-Years-Old
Maiden Handicap - 1300m



19 September 2023 - 14:35

Track Rating: Good 3, Weather: Overcast, Rail Position: True

Section	Overall	1200m	1000m	800m	600m	400m	200m
Section Times	1:17.75 [7] (0:08.00)	1:09.75 [7] (0:11.24)	0:58.51 [8] (0:11.03)	0:47.48 [8] (0:11.24)	0:36.24 [8] (0:11.88)	0:24.36 [9] (0:11.82)	0:12.54 [9] (0:12.54)
Average Speed [km/h]	44.9	64.2	65.7	64.6	61.8	60.9	57.4
Top Speed [km/h]	59.9	66.3	66.5	66.5	63.2	62.2	59.4
Avg. Dist. to Rail [m]	6.7	2.4	2.1	2.5	2.6	1.0	1.9
Avg. Stride Freq. [Hz]	2.2	2.5	2.5	2.4	2.4	2.4	2.4
Avg. Stride Length [m]	5.6	6.8	7.2	7.4	7.1	7.0	6.7



- [] Ranking at each section and finish
- .-.- No data available at this section
- NA No data available



Horse/Jockey Name	Karakaroo
Final Rank	8
Fastest Section Time (Section)	0:07.86 (Overall)
Top Speed [km/h] (Section)	70.6 (1200m)
Race State	Finished



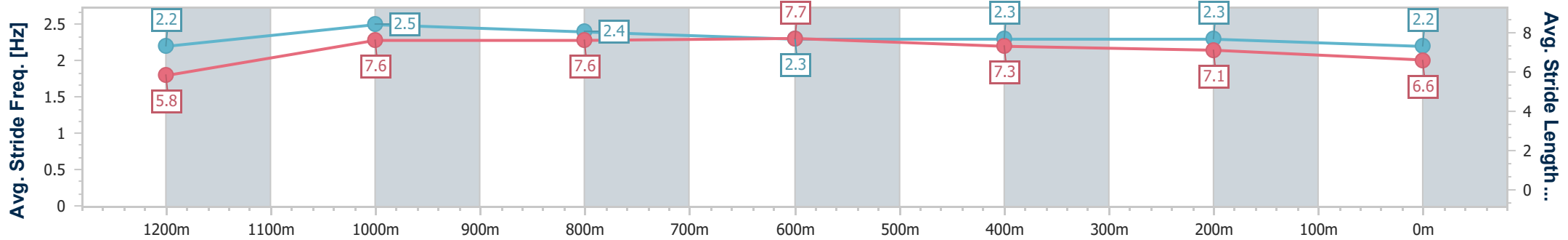
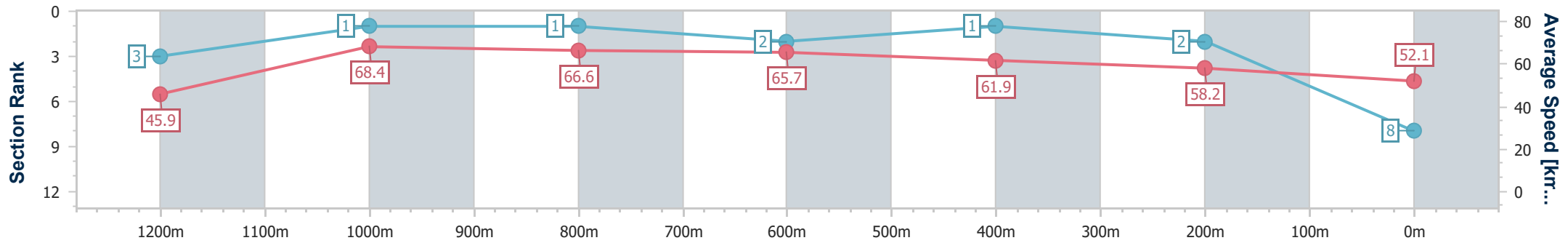
Mackay QLD Professional
Race 4: Leading Trainer Jared Wehlow QTIS Three-Years-Old
Maiden Handicap - 1300m



19 September 2023 - 14:35

Track Rating: Good 3, Weather: Overcast, Rail Position: True

Section	Overall	1200m	1000m	800m	600m	400m	200m
Section Times	1:18.01 [8] (0:07.86)	1:10.15 [3] (0:10.59)	0:59.56 [1] (0:10.83)	0:48.73 [1] (0:10.96)	0:37.77 [2] (0:11.63)	0:26.14 [1] (0:12.31)	0:13.83 [2] (0:13.83)
Average Speed [km/h]	45.9	68.4	66.6	65.7	61.9	58.2	52.1
Top Speed [km/h]	64.1	70.6	69.2	66.9	63.8	60.1	56.3
Avg. Dist. to Rail [m]	12.2	3.9	0.8	0.4	0.4	0.9	1.4
Avg. Stride Freq. [Hz]	2.2	2.5	2.4	2.3	2.3	2.3	2.2
Avg. Stride Length [m]	5.8	7.6	7.6	7.7	7.3	7.1	6.6



- [] Ranking at each section and finish
- .-.- No data available at this section
- NA No data available



Horse/Jockey Name	Bethehorse
Final Rank	9
Fastest Section Time (Section)	0:08.07 (Overall)
Top Speed [km/h] (Section)	70.1 (1000m)
Race State	Finished



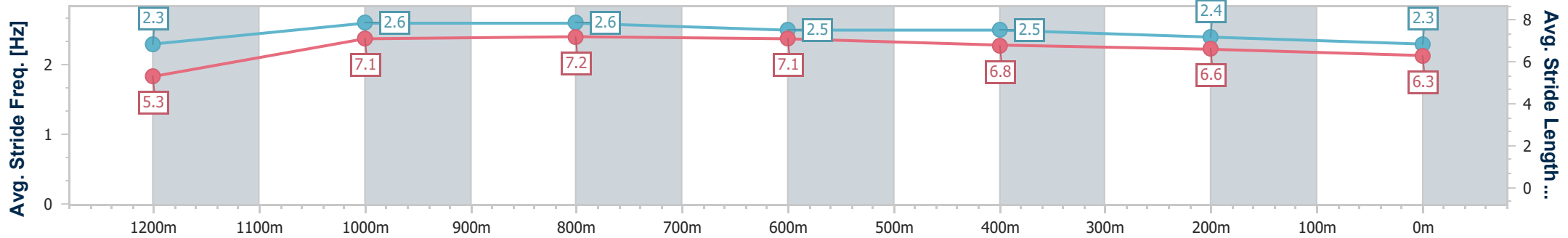
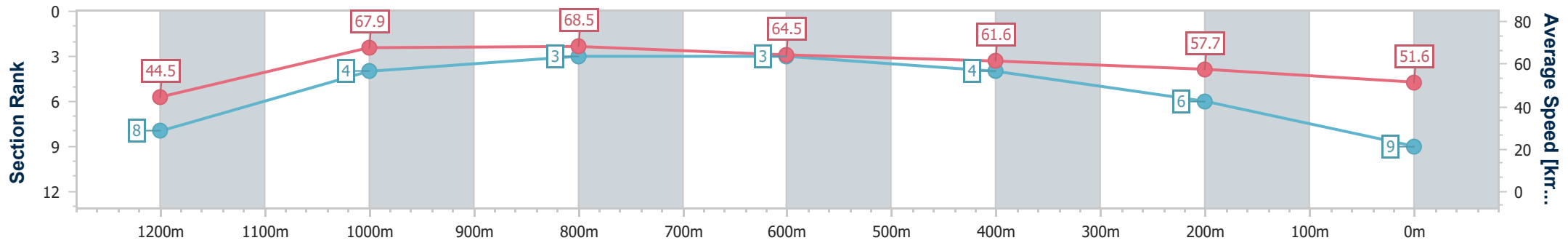
Mackay QLD Professional
Race 4: Leading Trainer Jared Wehlow QTIS Three-Years-Old
Maiden Handicap - 1300m



19 September 2023 - 14:35

Track Rating: Good 3, Weather: Overcast, Rail Position: True

Section	Overall	1200m	1000m	800m	600m	400m	200m
Section Times	1:18.94 [9] (0:08.07)	1:10.87 [8] (0:10.68)	1:00.19 [4] (0:10.64)	0:49.55 [3] (0:11.27)	0:38.28 [3] (0:11.85)	0:26.43 [4] (0:12.46)	0:13.97 [6] (0:13.97)
Average Speed [km/h]	44.5	67.9	68.5	64.5	61.6	57.7	51.6
Top Speed [km/h]	63.4	70.1	70.1	65.8	63.6	59.9	55.6
Avg. Dist. to Rail [m]	10.8	4.5	3.4	3.3	1.8	0.4	0.3
Avg. Stride Freq. [Hz]	2.3	2.6	2.6	2.5	2.5	2.4	2.3
Avg. Stride Length [m]	5.3	7.1	7.2	7.1	6.8	6.6	6.3



- [] Ranking at each section and finish
- .-.- No data available at this section
- NA No data available