

Track Rating: Good 4, Weather: Overcast, Rail Position: True

Section		Overall	1400m	1200m	1000m	800m	600m	400m	Last 600m				
Field Times		1:34.21 (0:11.26)	1:22.95 (0:11.38)	1:11.57 (0:11.33)	1:00.24 (0:11.90)	0:48.34 (0:12.05)	0:36.29 (0:12.15)	0:24.14 (0:12.01)	0:36.29				
Rank	TAB Horse/Jockey	Barrier	Top Speed [km/h]	Fastest Section									Distance Travelled [m]
1	7 CAPITAL GIRL Tahlia Fenlon	3	63.8 1400m	0:11.50 1200m	1:34.21 [1] (0:11.52)	1:22.69 [4] (0:11.58)	1:11.11 [6] (0:11.50)	0:59.61 [6] (0:11.80)	0:47.81 [7] (0:11.97)	0:35.84 [8] (0:12.13)	0:23.71 [9] (0:11.65)	0:35.84	
2	4 BABY GUINNESS Adrian Layt	1	64.7 1400m	0:11.28 1400m	1:34.24 [2] (0:11.57)	1:22.67 [6] (0:11.28)	1:11.39 [3] (0:11.48)	0:59.91 [3] (0:11.70)	0:48.21 [4] (0:12.00)	0:36.21 [4] (0:12.18)	0:24.03 [4] (0:11.87)	0:36.21	-5
3	5 DOOM DIVA Ryan Wiggins	5	65.3 1400m	0:11.35 1400m	1:34.34 [3] (0:11.52)	1:22.82 [5] (0:11.35)	1:11.47 [4] (0:11.48)	0:59.99 [5] (0:11.77)	0:48.22 [5] (0:11.98)	0:36.24 [5] (0:12.20)	0:24.04 [5] (0:11.84)	0:36.24	-1
4	10 FLYING CARMEN Justin Stanley	6	63.9 1400m	0:11.45 1400m	1:34.41 [4] (0:11.86)	1:22.55 [11] (0:11.45)	1:11.10 [9] (0:11.55)	0:59.55 [9] (0:11.78)	0:47.77 [9] (0:11.89)	0:35.88 [9] (0:11.90)	0:23.98 [7] (0:11.81)	0:35.88	-16
5	3 ANSELMO Tessa Townsend	2	64.4 1200m	0:11.37 1200m	1:34.54 [5] (0:11.81)	1:22.73 [9] (0:11.45)	1:11.28 [7] (0:11.37)	0:59.91 [8] (0:11.71)	0:48.20 [6] (0:11.97)	0:36.23 [6] (0:12.07)	0:24.16 [6] (0:12.00)	0:36.23	-6
6	6 FROM THIS MOMENT Adam Sewell	4	65.5 1200m	0:11.26 Overall	1:34.59 [6] (0:11.26)	1:23.33 [1] (0:11.38)	1:11.95 [1] (0:11.33)	1:00.62 [1] (0:11.90)	0:48.72 [1] (0:12.05)	0:36.67 [1] (0:12.15)	0:24.52 [1] (0:12.13)	0:36.67	-10
7	12 HUNUA HANK Brooke Johnson	10	63.2 1000m	0:11.55 1000m	1:34.70 [7] (0:11.95)	1:22.75 [12] (0:11.80)	1:10.95 [12] (0:11.62)	0:59.33 [12] (0:11.55)	0:47.78 [12] (0:11.83)	0:35.95 [12] (0:11.89)	0:24.06 [11] (0:11.82)	0:35.95	-6
8	2 PLUCKERCARN Gabrielle Semmens	8	63.5 1400m	0:11.60 1200m	1:34.73 [8] (0:11.76)	1:22.97 [7] (0:11.63)	1:11.34 [10] (0:11.60)	0:59.74 [10] (0:11.77)	0:47.97 [10] (0:11.85)	0:36.12 [10] (0:11.94)	0:24.18 [10] (0:11.73)	0:36.12	+8
9	9 RUFFIN' IT Tasha Chambers	12	64.7 1400m	0:11.38 1200m	1:34.92 [9] (0:11.42)	1:23.50 [2] (0:11.54)	1:11.96 [5] (0:11.38)	1:00.58 [4] (0:11.67)	0:48.91 [3] (0:11.93)	0:36.98 [2] (0:12.19)	0:24.79 [3] (0:12.12)	0:36.98	+5
10	8 DUCHESS ADELE Erin Molloy	9	66.1 1400m	0:11.28 1400m	1:35.20 [10] (0:11.49)	1:23.71 [3] (0:11.28)	1:12.43 [2] (0:11.34)	1:01.09 [2] (0:11.81)	0:49.28 [2] (0:12.03)	0:37.25 [3] (0:12.13)	0:25.12 [2] (0:12.22)	0:37.25	-1

Mackay QLD Professional

Race 2: Donateliflife 0 - 55 Handicap - 1560m

19 September 2023 - 13:22

Track Rating: Good 4, Weather: Overcast, Rail Position: True

Section		Overall	1400m	1200m	1000m	800m	600m	400m	Last 600m
Field Times		1:34.21 (0:11.26)	1:22.95 (0:11.38)	1:11.57 (0:11.33)	1:00.24 (0:11.90)	0:48.34 (0:12.05)	0:36.29 (0:12.15)	0:24.14 (0:12.01)	0:36.29

Rank	TAB	Horse/Jockey	Barrier	Top Speed [km/h]	Fastest Section								Distance Travelled [m]
11	1	ROGER EXPRESS Nikki Olzard	7	64.9 1400m	0:11.33 1200m	1:35.82 [11] (0:11.80)	1:24.02 [8] (0:11.50)	1:12.52 [8] (0:11.33)	1:01.19 [7] (0:11.79)	0:49.40 [8] (0:11.91)	0:37.49 [7] (0:12.13)	0:25.36 [8] (0:12.18)	0:37.49 +3
12	11	REDGUM ROSIE Nicole Seymour	11	63.0 1400m	0:11.56 1000m	1:36.28 [12] (0:11.86)	1:24.42 [10] (0:11.82)	1:12.60 [11] (0:11.58)	1:01.02 [11] (0:11.56)	0:49.46 [11] (0:11.88)	0:37.58 [11] (0:12.48)	0:25.10 [12] (0:12.34)	0:37.58 -1



Mackay QLD Professional

Race 2: Donateliflife 0 - 55 Handicap - 1560m

19 September 2023 - 13:22



Track Rating: Good 4, Weather: Overcast, Rail Position: True

Section				200m				Last 600m	
Field Times				0:12.13 (0:12.13)				0:36.29	
Rank	TAB	Horse/Jockey	Barrier	Top Speed [km/h]	Fastest Section	Margin			Distance Travelled [m]
1	7	CAPITAL GIRL Tahlia Fenlon	3	63.8 1400m	0:11.50 1200m	0:12.06 [3] (0:12.06)	1:34.21		0:35.84
2	4	BABY GUINNESS Adrian Layt	1	64.7 1400m	0:11.28 1400m	0:12.16 [1] (0:12.16)	0.1L		0:36.21 -5
3	5	DOOM DIVA Ryan Wiggins	5	65.3 1400m	0:11.35 1400m	0:12.20 [2] (0:12.20)	0.6L		0:36.24 -1
4	10	FLYING CARMEN Justin Stanley	6	63.9 1400m	0:11.45 1400m	0:12.17 [5] (0:12.17)	0.9L		0:35.88 -16
5	3	ANSELMO Tessa Townsend	2	64.4 1200m	0:11.37 1200m	0:12.16 [9] (0:12.16)	1.7L		0:36.23 -6
6	6	FROM THIS MOMENT Adam Sewell	4	65.5 1200m	0:11.26 Overall	0:12.39 [4] (0:12.39)	1.9L		0:36.67 -10
7	12	HUNUA HANK Brooke Johnson	10	63.2 1000m	0:11.55 1000m	0:12.24 [10] (0:12.24)	2.4L		0:35.95 -6
8	2	PLUCKERCARN Gabrielle Semmens	8	63.5 1400m	0:11.60 1200m	0:12.45 [7] (0:12.45)	2.6L		0:36.12 +8
9	9	RUFFIN' IT Tasha Chambers	12	64.7 1400m	0:11.38 1200m	0:12.67 [6] (0:12.67)	3.6L		0:36.98 +5
10	8	DUCHESS ADELE Erin Molloy	9	66.1 1400m	0:11.28 1400m	0:12.90 [8] (0:12.90)	5.1L		0:37.25 -1

[] Ranking at each section and finish
 -:-:- No data available at this section
 NA No data available

SCN Saddle cloth number
 DNF Did not finish
 DNT Did not track



Mackay QLD Professional
Race 2: Donateliflife 0 - 55 Handicap - 1560m
19 September 2023 - 13:22



MACKAY TURF CLUB
 Ooralea Racecourse

Track Rating: Good 4, Weather: Overcast, Rail Position: True

Section				200m				Last 600m	
Field Times				0:12.13 (0:12.13)				0:36.29	
Rank	TAB	Horse/Jockey	Barrier	Top Speed [km/h]	Fastest Section	Margin			Distance Travelled [m]
11	1	ROGER EXPRESS Nikki Olzard	7	64.9 1400m	0:11.33 1200m	0:13.18 [11] (0:13.18)	8.6L		0:37.49 +3
12	11	REDGUM ROSIE Nicole Seymour	11	63.0 1400m	0:11.56 1000m	0:12.76 [12] (0:12.76)	11.1L		0:37.58 -1



Horse/Jockey Name	Capital Girl
Final Rank	1
Fastest Section Time (Section)	0:11.50 (1200m)
Top Speed [km/h] (Section)	63.8 (1400m)
Race State	Finished



Mackay QLD Professional

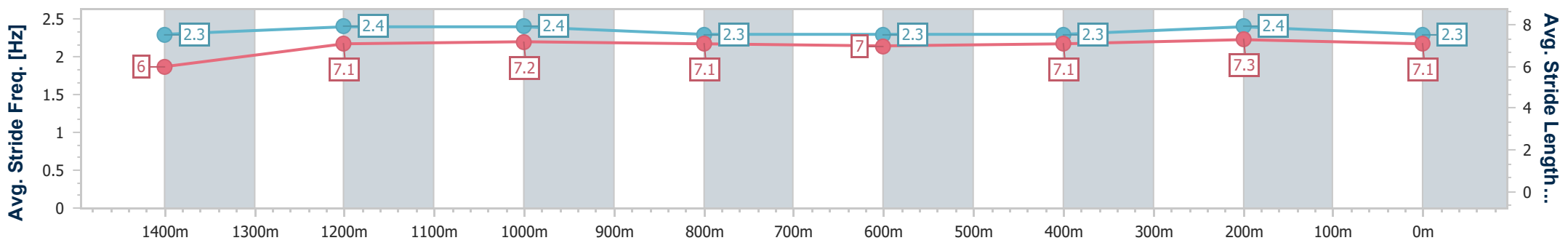
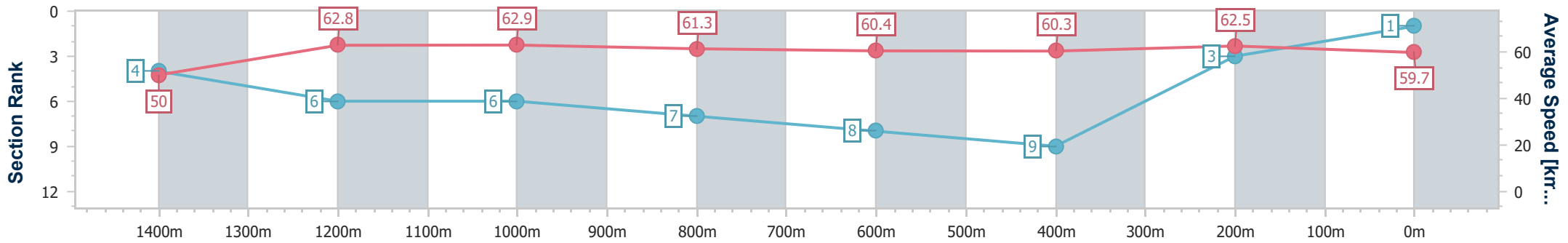
Race 2: Donateliflife 0 - 55 Handicap - 1560m

19 September 2023 - 13:22

Track Rating: Good 4, Weather: Overcast, Rail Position: True



Section	Overall	1400m	1200m	1000m	800m	600m	400m	200m
Section Times	1:34.21 [1] (0:11.52)	1:22.69 [4] (0:11.58)	1:11.11 [6] (0:11.50)	0:59.61 [6] (0:11.80)	0:47.81 [7] (0:11.97)	0:35.84 [8] (0:12.13)	0:23.71 [9] (0:11.65)	0:12.06 [3] (0:12.06)
Average Speed [km/h]	50.0	62.8	62.9	61.3	60.4	60.3	62.5	59.7
Top Speed [km/h]	62.3	63.8	63.7	62.2	61.6	62.0	63.7	63.1
Avg. Dist. to Rail [m]	3.9	2.3	2.1	1.5	1.6	2.1	6.2	8.6
Avg. Stride Freq. [Hz]	2.3	2.4	2.4	2.3	2.3	2.3	2.4	2.3
Avg. Stride Length [m]	6.0	7.1	7.2	7.1	7.0	7.1	7.3	7.1



- [] Ranking at each section and finish
- .-.- No data available at this section
- NA No data available



Horse/Jockey Name	Baby Guinness
Final Rank	2
Fastest Section Time (Section)	0:11.28 (1400m)
Top Speed [km/h] (Section)	64.7 (1400m)
Race State	Finished



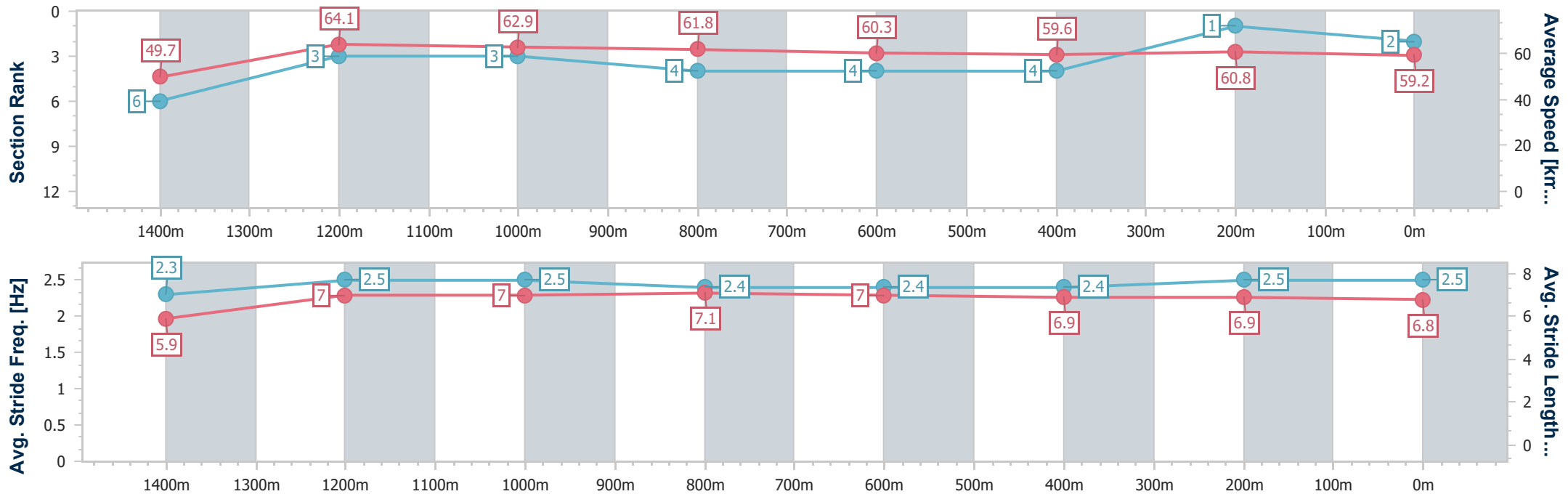
Mackay QLD Professional
Race 2: Donateliflife 0 - 55 Handicap - 1560m



19 September 2023 - 13:22

Track Rating: Good 4, Weather: Overcast, Rail Position: True

Section	Overall	1400m	1200m	1000m	800m	600m	400m	200m
Section Times	1:34.24 [2] (0:11.57)	1:22.67 [6] (0:11.28)	1:11.39 [3] (0:11.48)	0:59.91 [3] (0:11.70)	0:48.21 [4] (0:12.00)	0:36.21 [4] (0:12.18)	0:24.03 [4] (0:11.87)	0:12.16 [1] (0:12.16)
Average Speed [km/h]	49.7	64.1	62.9	61.8	60.3	59.6	60.8	59.2
Top Speed [km/h]	62.2	64.7	64.4	62.7	61.1	61.3	62.6	61.6
Avg. Dist. to Rail [m]	1.7	0.7	1.5	1.4	1.6	1.1	2.9	4.5
Avg. Stride Freq. [Hz]	2.3	2.5	2.5	2.4	2.4	2.4	2.5	2.5
Avg. Stride Length [m]	5.9	7.0	7.0	7.1	7.0	6.9	6.9	6.8



- [] Ranking at each section and finish
- .-.- No data available at this section
- NA No data available



Horse/Jockey Name	Doom Diva
Final Rank	3
Fastest Section Time (Section)	0:11.35 (1400m)
Top Speed [km/h] (Section)	65.3 (1400m)
Race State	Finished



Mackay QLD Professional

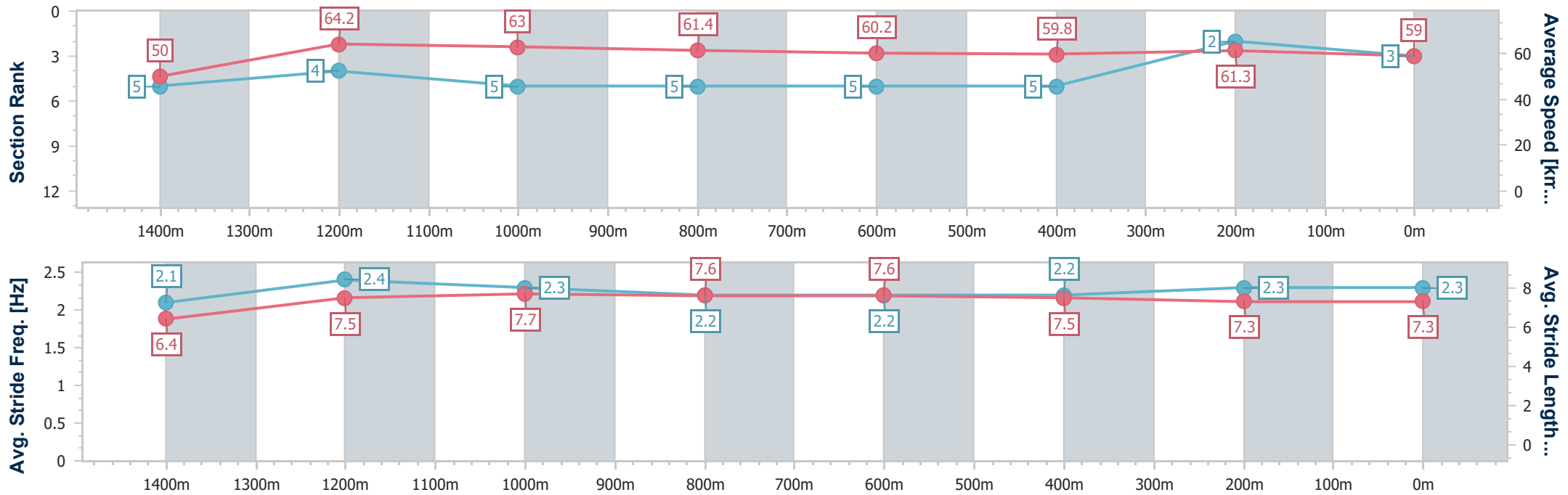
Race 2: Donateliflife 0 - 55 Handicap - 1560m

19 September 2023 - 13:22

Track Rating: Good 4, Weather: Overcast, Rail Position: True



Section	Overall	1400m	1200m	1000m	800m	600m	400m	200m
Section Times	1:34.34 [3] (0:11.52)	1:22.82 [5] (0:11.35)	1:11.47 [4] (0:11.48)	0:59.99 [5] (0:11.77)	0:48.22 [5] (0:11.98)	0:36.24 [5] (0:12.20)	0:24.04 [5] (0:11.84)	0:12.20 [2] (0:12.20)
Average Speed [km/h]	50.0	64.2	63.0	61.4	60.2	59.8	61.3	59.0
Top Speed [km/h]	63.2	65.3	63.2	62.6	61.1	60.1	62.6	61.4
Avg. Dist. to Rail [m]	6.1	2.5	2.0	1.4	1.4	1.7	4.8	6.2
Avg. Stride Freq. [Hz]	2.1	2.4	2.3	2.2	2.2	2.2	2.3	2.3
Avg. Stride Length [m]	6.4	7.5	7.7	7.6	7.6	7.5	7.3	7.3



- [] Ranking at each section and finish
- .-.- No data available at this section
- NA No data available



Horse/Jockey Name	Flying Carmen
Final Rank	4
Fastest Section Time (Section)	0:11.45 (1400m)
Top Speed [km/h] (Section)	63.9 (1400m)
Race State	Finished



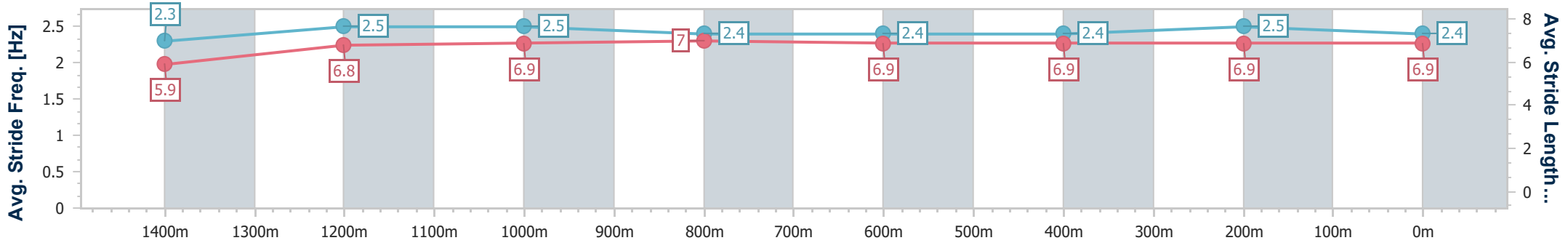
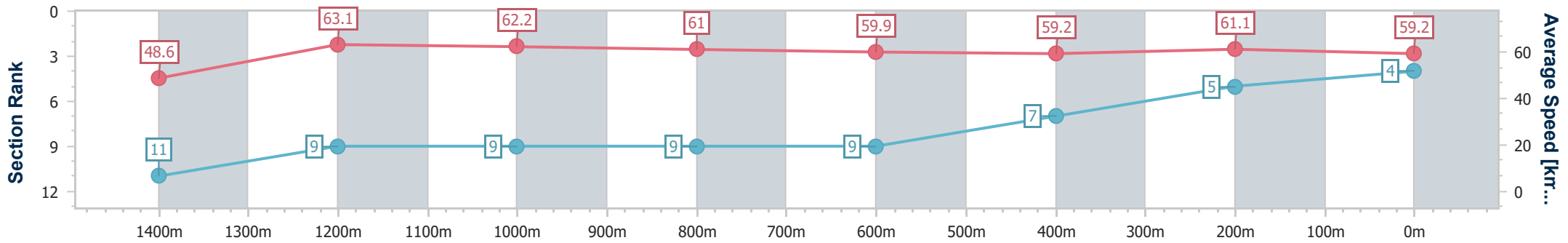
Mackay QLD Professional
Race 2: Donateliflife 0 - 55 Handicap - 1560m



19 September 2023 - 13:22

Track Rating: Good 4, Weather: Overcast, Rail Position: True

Section	Overall	1400m	1200m	1000m	800m	600m	400m	200m
Section Times	1:34.41 [4] (0:11.86)	1:22.55 [11] (0:11.45)	1:11.10 [9] (0:11.55)	0:59.55 [9] (0:11.78)	0:47.77 [9] (0:11.89)	0:35.88 [9] (0:11.90)	0:23.98 [7] (0:11.81)	0:12.17 [5] (0:12.17)
Average Speed [km/h]	48.6	63.1	62.2	61.0	59.9	59.2	61.1	59.2
Top Speed [km/h]	63.3	63.9	62.8	62.1	61.1	61.1	61.9	61.7
Avg. Dist. to Rail [m]	4.5	0.7	0.9	1.2	1.9	3.0	3.3	7.9
Avg. Stride Freq. [Hz]	2.3	2.5	2.5	2.4	2.4	2.4	2.5	2.4
Avg. Stride Length [m]	5.9	6.8	6.9	7.0	6.9	6.9	6.9	6.9



- [] Ranking at each section and finish
- .-.- No data available at this section
- NA No data available



Horse/Jockey Name	Anselmo
Final Rank	5
Fastest Section Time (Section)	0:11.37 (1200m)
Top Speed [km/h] (Section)	64.4 (1200m)
Race State	Finished



Mackay QLD Professional

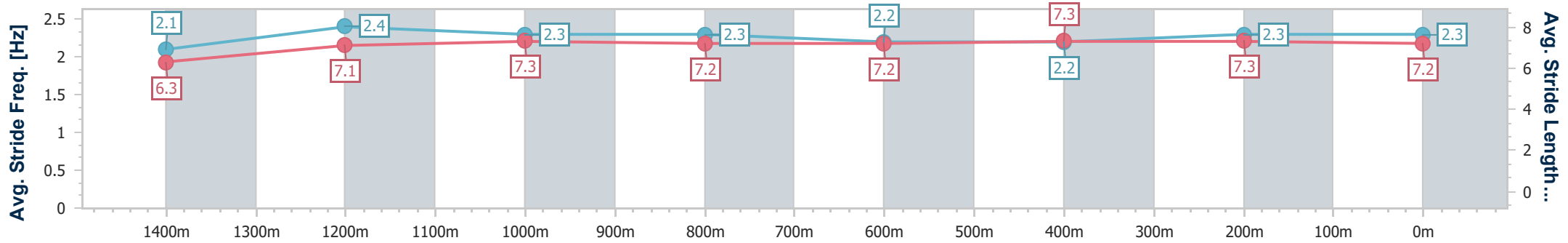
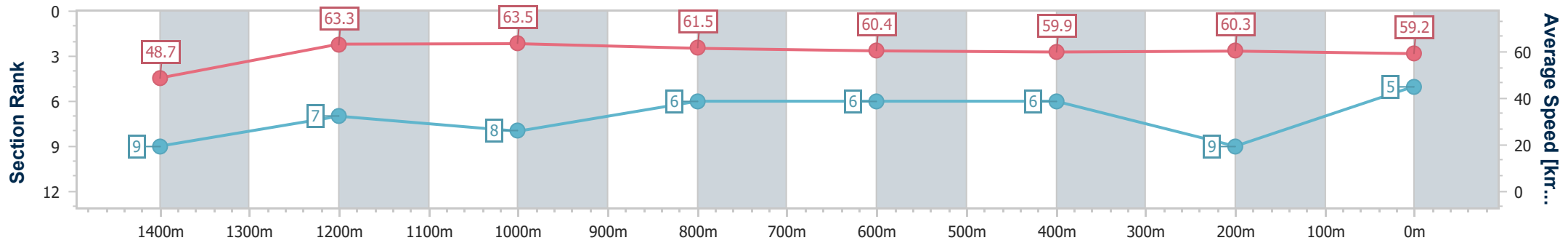
Race 2: Donateliflife 0 - 55 Handicap - 1560m

19 September 2023 - 13:22

Track Rating: Good 4, Weather: Overcast, Rail Position: True



Section	Overall	1400m	1200m	1000m	800m	600m	400m	200m
Section Times	1:34.54 [5] (0:11.81)	1:22.73 [9] (0:11.45)	1:11.28 [7] (0:11.37)	0:59.91 [8] (0:11.71)	0:48.20 [6] (0:11.97)	0:36.23 [6] (0:12.07)	0:24.16 [6] (0:12.00)	0:12.16 [9] (0:12.16)
Average Speed [km/h]	48.7	63.3	63.5	61.5	60.4	59.9	60.3	59.2
Top Speed [km/h]	62.7	63.7	64.4	62.3	61.5	60.8	60.7	60.8
Avg. Dist. to Rail [m]	2.8	1.2	1.2	0.8	0.7	0.9	2.9	3.9
Avg. Stride Freq. [Hz]	2.1	2.4	2.3	2.3	2.2	2.2	2.3	2.3
Avg. Stride Length [m]	6.3	7.1	7.3	7.2	7.2	7.3	7.3	7.2



- [] Ranking at each section and finish
- .-.- No data available at this section
- NA No data available



Horse/Jockey Name	From This Moment
Final Rank	6
Fastest Section Time (Section)	0:11.26 (Overall)
Top Speed [km/h] (Section)	65.5 (1200m)
Race State	Finished



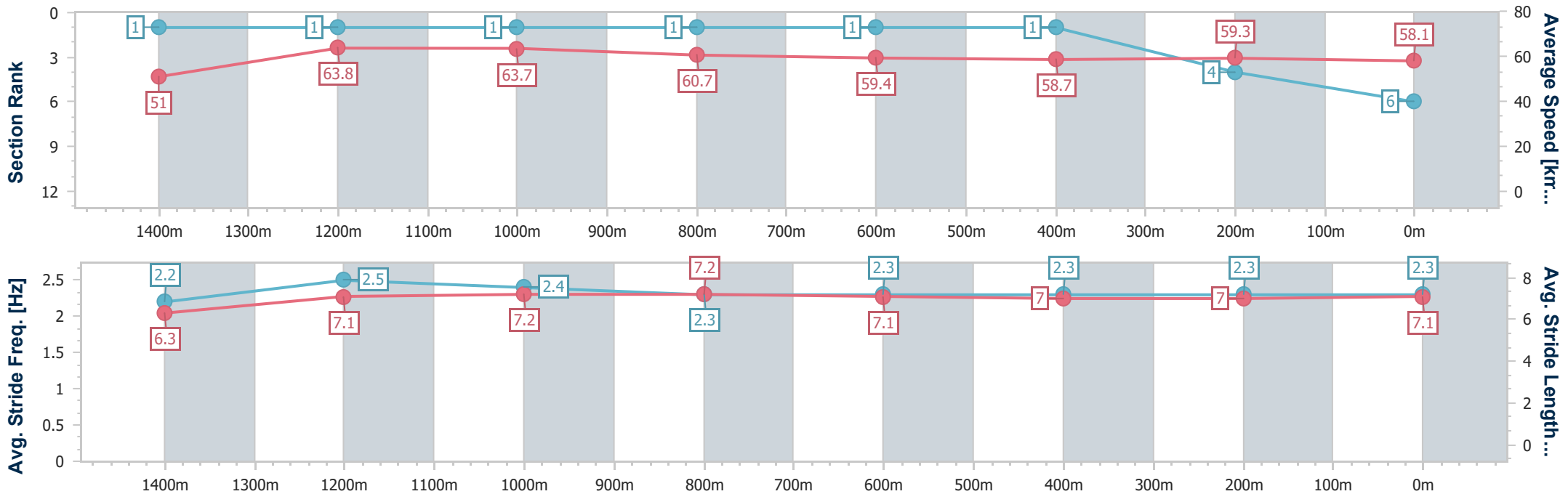
Mackay QLD Professional
Race 2: Donatelifo 0 - 55 Handicap - 1560m



19 September 2023 - 13:22

Track Rating: Good 4, Weather: Overcast, Rail Position: True

Section	Overall	1400m	1200m	1000m	800m	600m	400m	200m
Section Times	1:34.59 [6] (0:11.26)	1:23.33 [1] (0:11.38)	1:11.95 [1] (0:11.33)	1:00.62 [1] (0:11.90)	0:48.72 [1] (0:12.05)	0:36.67 [1] (0:12.15)	0:24.52 [1] (0:12.13)	0:12.39 [4] (0:12.39)
Average Speed [km/h]	51.0	63.8	63.7	60.7	59.4	58.7	59.3	58.1
Top Speed [km/h]	63.1	65.4	65.5	62.0	60.6	59.4	60.5	60.4
Avg. Dist. to Rail [m]	5.5	1.9	1.4	0.7	0.5	1.1	0.9	1.6
Avg. Stride Freq. [Hz]	2.2	2.5	2.4	2.3	2.3	2.3	2.3	2.3
Avg. Stride Length [m]	6.3	7.1	7.2	7.2	7.1	7.0	7.0	7.1



- [] Ranking at each section and finish
- .-.- No data available at this section
- NA No data available



Horse/Jockey Name	Hunua Hank
Final Rank	7
Fastest Section Time (Section)	0:11.55 (1000m)
Top Speed [km/h] (Section)	63.2 (1000m)
Race State	Finished



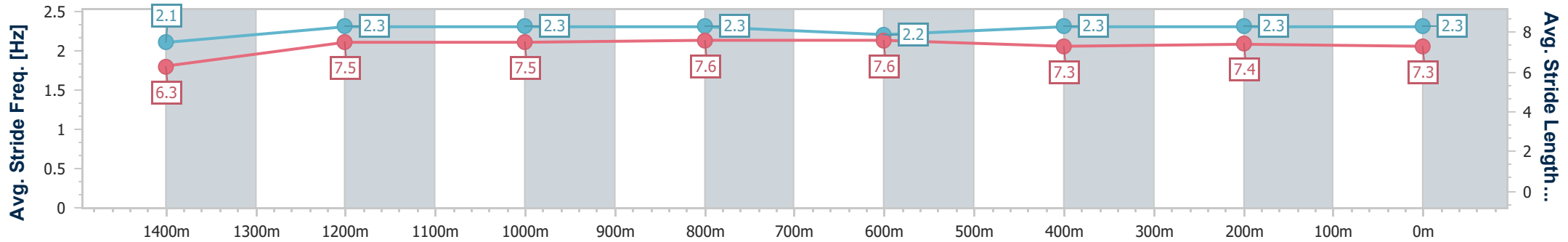
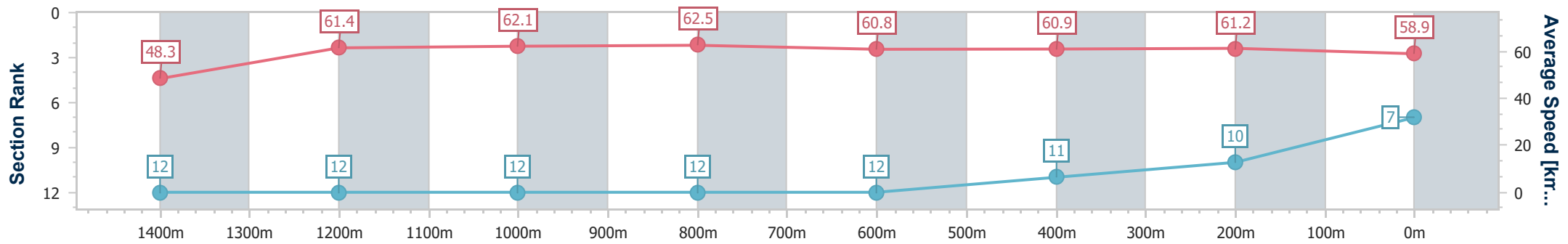
Mackay QLD Professional
Race 2: Donateliflife 0 - 55 Handicap - 1560m



19 September 2023 - 13:22

Track Rating: Good 4, Weather: Overcast, Rail Position: True

Section	Overall	1400m	1200m	1000m	800m	600m	400m	200m
Section Times	1:34.70 [7] (0:11.95)	1:22.75 [12] (0:11.80)	1:10.95 [12] (0:11.62)	0:59.33 [12] (0:11.55)	0:47.78 [12] (0:11.83)	0:35.95 [12] (0:11.89)	0:24.06 [11] (0:11.82)	0:12.24 [10] (0:12.24)
Average Speed [km/h]	48.3	61.4	62.1	62.5	60.8	60.9	61.2	58.9
Top Speed [km/h]	60.1	62.5	62.5	63.2	62.3	61.9	62.5	61.5
Avg. Dist. to Rail [m]	9.2	1.6	1.0	0.6	0.2	0.8	4.6	8.3
Avg. Stride Freq. [Hz]	2.1	2.3	2.3	2.3	2.2	2.3	2.3	2.3
Avg. Stride Length [m]	6.3	7.5	7.5	7.6	7.6	7.3	7.4	7.3



- [] Ranking at each section and finish
- .-.- No data available at this section
- NA No data available



Horse/Jockey Name	Pluckercarn
Final Rank	8
Fastest Section Time (Section)	0:11.60 (1200m)
Top Speed [km/h] (Section)	63.5 (1400m)
Race State	Finished



Mackay QLD Professional

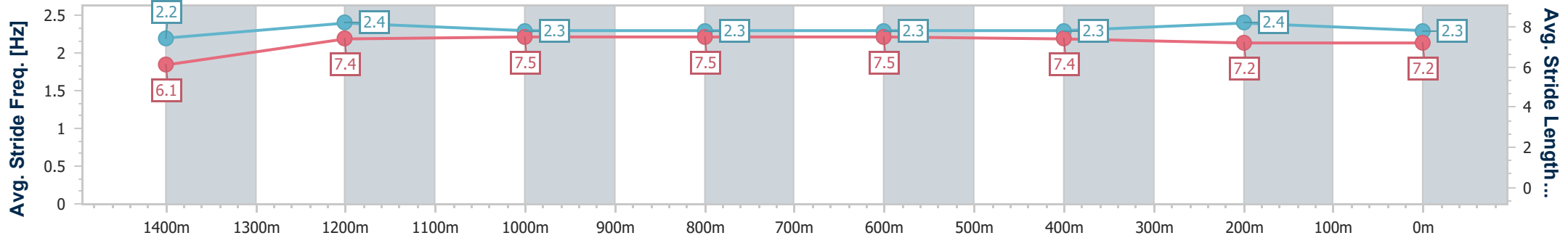
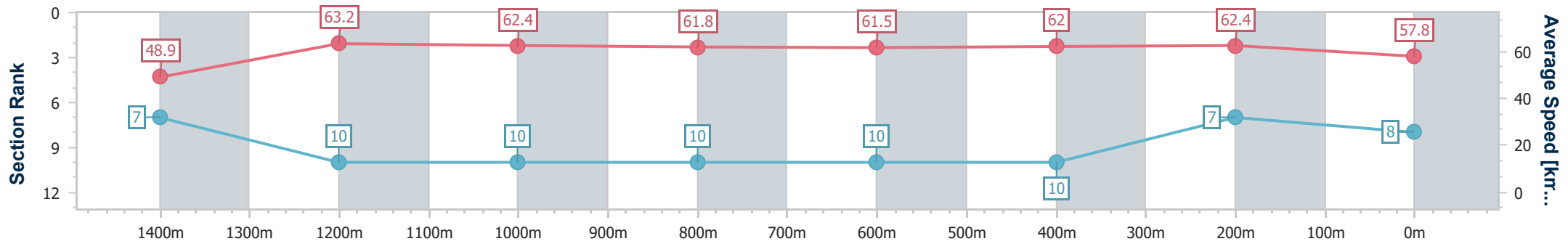
Race 2: Donateliflife 0 - 55 Handicap - 1560m

19 September 2023 - 13:22

Track Rating: Good 4, Weather: Overcast, Rail Position: True



Section	Overall	1400m	1200m	1000m	800m	600m	400m	200m
Section Times	1:34.73 [8] (0:11.76)	1:22.97 [7] (0:11.63)	1:11.34 [10] (0:11.60)	0:59.74 [10] (0:11.77)	0:47.97 [10] (0:11.85)	0:36.12 [10] (0:11.94)	0:24.18 [10] (0:11.73)	0:12.45 [7] (0:12.45)
Average Speed [km/h]	48.9	63.2	62.4	61.8	61.5	62.0	62.4	57.8
Top Speed [km/h]	61.5	63.5	62.9	62.2	61.9	62.7	63.5	60.9
Avg. Dist. to Rail [m]	8.0	4.0	2.9	2.9	3.2	3.9	7.6	9.5
Avg. Stride Freq. [Hz]	2.2	2.4	2.3	2.3	2.3	2.3	2.4	2.3
Avg. Stride Length [m]	6.1	7.4	7.5	7.5	7.5	7.4	7.2	7.2



- [] Ranking at each section and finish
- .-.- No data available at this section
- NA No data available



Horse/Jockey Name	Ruffin' It
Final Rank	9
Fastest Section Time (Section)	0:11.38 (1200m)
Top Speed [km/h] (Section)	64.7 (1400m)
Race State	Finished



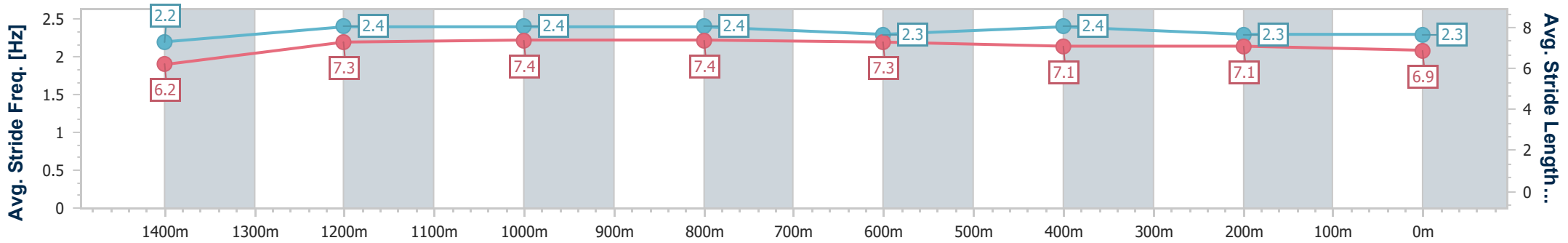
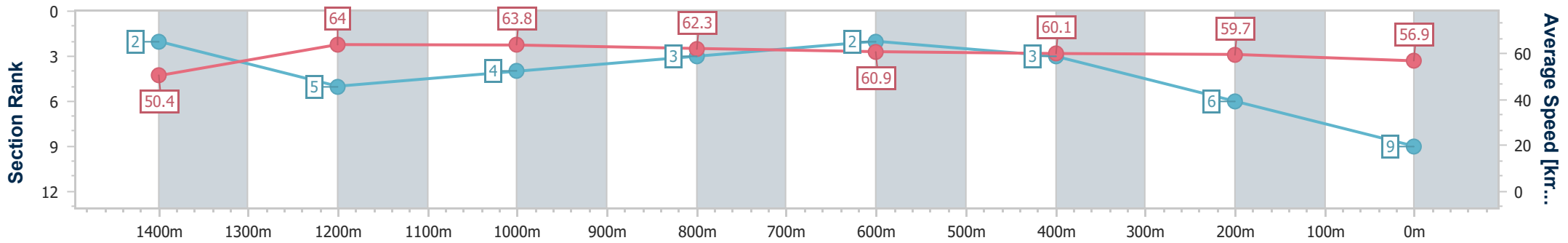
Mackay QLD Professional
Race 2: Donatelifelife 0 - 55 Handicap - 1560m



19 September 2023 - 13:22

Track Rating: Good 4, Weather: Overcast, Rail Position: True

Section	Overall	1400m	1200m	1000m	800m	600m	400m	200m
Section Times	1:34.92 [9] (0:11.42)	1:23.50 [2] (0:11.54)	1:11.96 [5] (0:11.38)	1:00.58 [4] (0:11.67)	0:48.91 [3] (0:11.93)	0:36.98 [2] (0:12.19)	0:24.79 [3] (0:12.12)	0:12.67 [6] (0:12.67)
Average Speed [km/h]	50.4	64.0	63.8	62.3	60.9	60.1	59.7	56.9
Top Speed [km/h]	62.2	64.7	64.4	62.9	61.5	61.0	60.6	59.3
Avg. Dist. to Rail [m]	11.7	5.5	3.7	3.2	2.9	2.2	4.2	7.0
Avg. Stride Freq. [Hz]	2.2	2.4	2.4	2.4	2.3	2.4	2.3	2.3
Avg. Stride Length [m]	6.2	7.3	7.4	7.4	7.3	7.1	7.1	6.9



- [] Ranking at each section and finish
- :-:- No data available at this section
- NA No data available



Horse/Jockey Name	Duchess Adele
Final Rank	10
Fastest Section Time (Section)	0:11.28 (1400m)
Top Speed [km/h] (Section)	66.1 (1400m)
Race State	Finished



Mackay QLD Professional

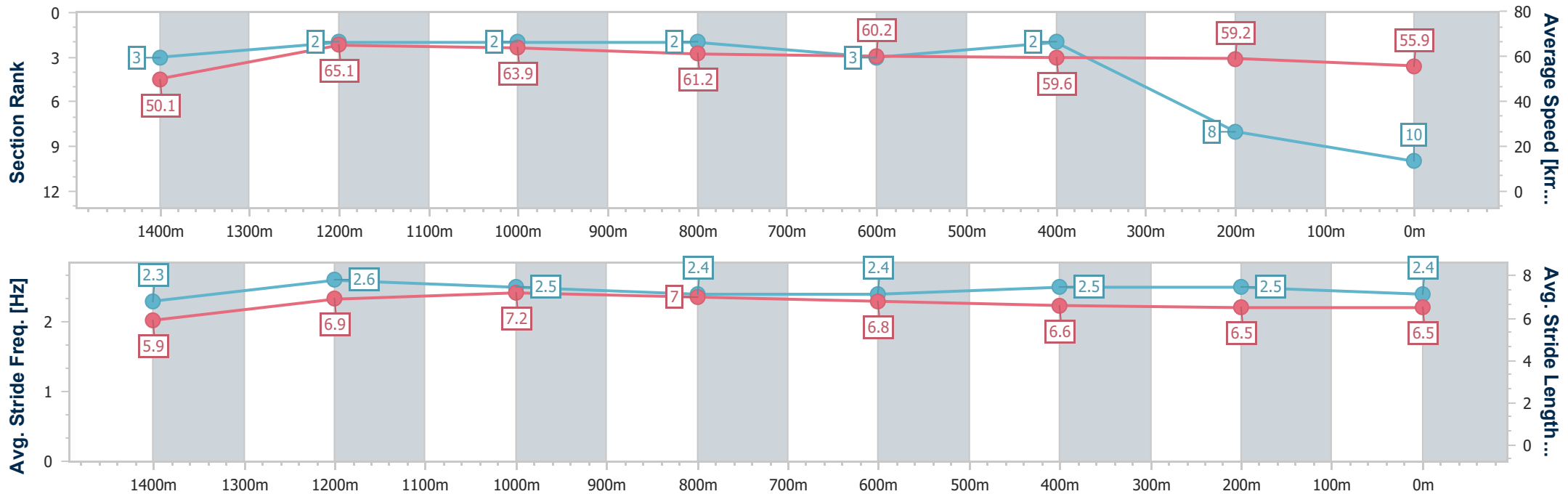
Race 2: Donateliflife 0 - 55 Handicap - 1560m

19 September 2023 - 13:22

Track Rating: Good 4, Weather: Overcast, Rail Position: True



Section	Overall	1400m	1200m	1000m	800m	600m	400m	200m
Section Times	1:35.20 [10] (0:11.49)	1:23.71 [3] (0:11.28)	1:12.43 [2] (0:11.34)	1:01.09 [2] (0:11.81)	0:49.28 [2] (0:12.03)	0:37.25 [3] (0:12.13)	0:25.12 [2] (0:12.22)	0:12.90 [8] (0:12.90)
Average Speed [km/h]	50.1	65.1	63.9	61.2	60.2	59.6	59.2	55.9
Top Speed [km/h]	62.7	66.1	64.8	61.6	61.5	60.5	61.3	59.0
Avg. Dist. to Rail [m]	9.4	4.3	2.8	1.9	1.6	1.0	3.2	5.2
Avg. Stride Freq. [Hz]	2.3	2.6	2.5	2.4	2.4	2.5	2.5	2.4
Avg. Stride Length [m]	5.9	6.9	7.2	7.0	6.8	6.6	6.5	6.5



- [] Ranking at each section and finish
- .-.-.- No data available at this section
- NA No data available



Horse/Jockey Name	Roger Express
Final Rank	11
Fastest Section Time (Section)	0:11.33 (1200m)
Top Speed [km/h] (Section)	64.9 (1400m)
Race State	Finished



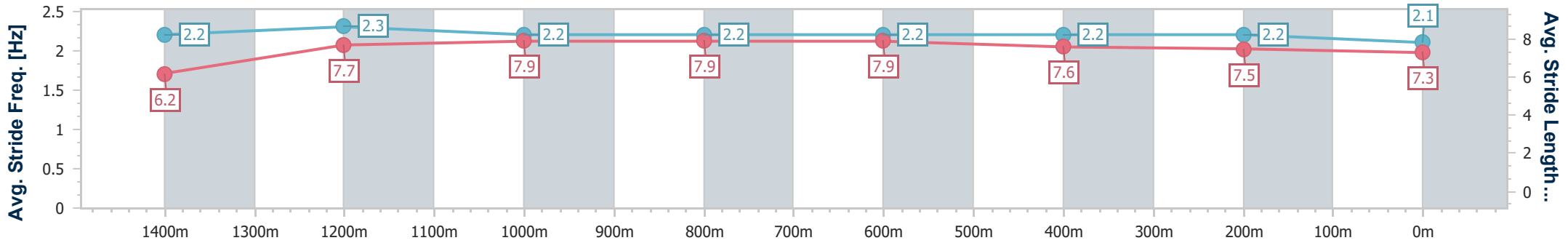
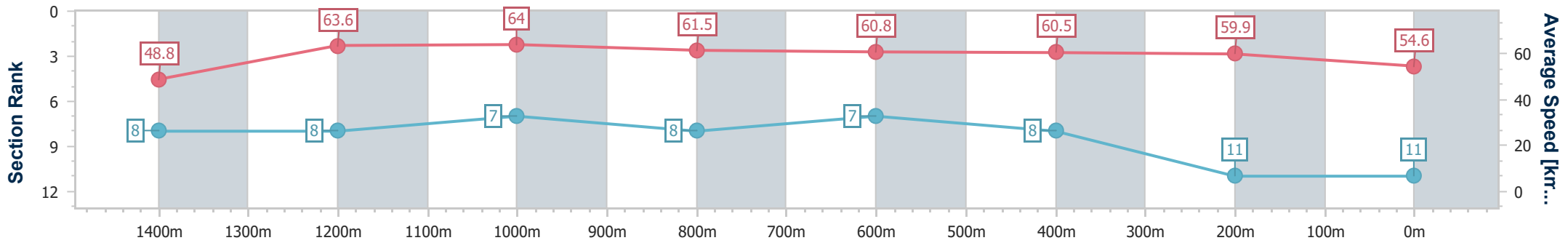
Mackay QLD Professional
Race 2: Donatelifo 0 - 55 Handicap - 1560m



19 September 2023 - 13:22

Track Rating: Good 4, Weather: Overcast, Rail Position: True

Section	Overall	1400m	1200m	1000m	800m	600m	400m	200m
Section Times	1:35.82 [11] (0:11.80)	1:24.02 [8] (0:11.50)	1:12.52 [8] (0:11.33)	1:01.19 [7] (0:11.79)	0:49.40 [8] (0:11.91)	0:37.49 [7] (0:12.13)	0:25.36 [8] (0:12.18)	0:13.18 [11] (0:13.18)
Average Speed [km/h]	48.8	63.6	64.0	61.5	60.8	60.5	59.9	54.6
Top Speed [km/h]	61.5	64.9	64.8	62.7	62.0	61.3	60.5	58.4
Avg. Dist. to Rail [m]	7.0	3.2	2.9	2.3	2.3	2.5	7.3	7.9
Avg. Stride Freq. [Hz]	2.2	2.3	2.2	2.2	2.2	2.2	2.2	2.1
Avg. Stride Length [m]	6.2	7.7	7.9	7.9	7.9	7.6	7.5	7.3



- [] Ranking at each section and finish
- .-.- No data available at this section
- NA No data available



Horse/Jockey Name	Redgum Rosie
Final Rank	12
Fastest Section Time (Section)	0:11.56 (1000m)
Top Speed [km/h] (Section)	63.0 (1400m)
Race State	Finished



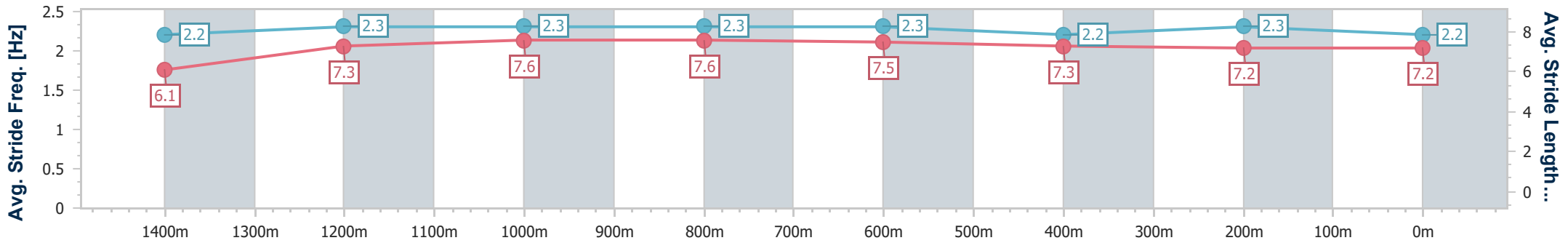
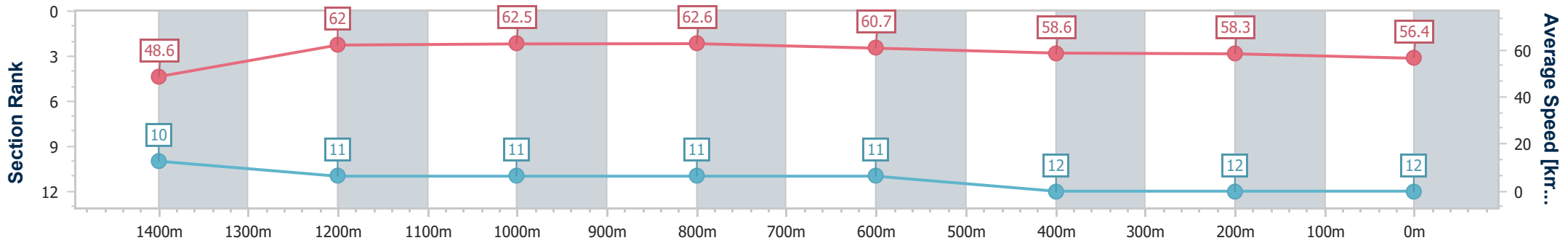
Mackay QLD Professional
Race 2: Donateliflife 0 - 55 Handicap - 1560m

19 September 2023 - 13:22

Track Rating: Good 4, Weather: Overcast, Rail Position: True



Section	Overall	1400m	1200m	1000m	800m	600m	400m	200m
Section Times	1:36.28 [12] (0:11.86)	1:24.42 [10] (0:11.82)	1:12.60 [11] (0:11.58)	1:01.02 [11] (0:11.56)	0:49.46 [11] (0:11.88)	0:37.58 [11] (0:12.48)	0:25.10 [12] (0:12.34)	0:12.76 [12] (0:12.76)
Average Speed [km/h]	48.6	62.0	62.5	62.6	60.7	58.6	58.3	56.4
Top Speed [km/h]	60.3	63.0	62.9	62.9	62.4	59.6	58.8	58.7
Avg. Dist. to Rail [m]	11.0	3.7	2.0	1.1	1.1	1.8	1.0	1.1
Avg. Stride Freq. [Hz]	2.2	2.3	2.3	2.3	2.3	2.2	2.3	2.2
Avg. Stride Length [m]	6.1	7.3	7.6	7.6	7.5	7.3	7.2	7.2



- [] Ranking at each section and finish
- .-.- No data available at this section
- NA No data available