

Track Rating: Good 4, Weather: Fine, Rail Position: +2m Entire

Section		Overall	1400m	1200m	1000m	800m	600m	400m	Last 600m				
Field Times		1:37.96 (0:13.55)	1:24.41 (0:11.32)	1:13.09 (0:12.14)	1:00.95 (0:12.49)	0:48.46 (0:12.49)	0:35.97 (0:12.12)	0:23.85 (0:11.73)	0:35.97				
Rank	TAB Horse/Jockey	Barrier	Top Speed [km/h]	Fastest Section									Distance Travelled [m]
1	15 WICKED'N' LOVIN'IT Samantha Collett	12	65.8 1400m	0:11.53 400m	1:37.96 [1] (0:13.59)	1:24.37 [2] (0:11.62)	1:12.75 [4] (0:12.25)	1:00.50 [4] (0:12.52)	0:47.98 [4] (0:12.38)	0:35.60 [4] (0:11.95)	0:23.65 [4] (0:11.53)	0:35.60	
2	14 SOCIAL STAR Les Tilley	5	65.0 1400m	0:11.53 1400m	1:38.37 [2] (0:13.67)	1:24.70 [4] (0:11.53)	1:13.17 [3] (0:12.14)	1:01.03 [3] (0:12.49)	0:48.54 [3] (0:12.47)	0:36.07 [3] (0:11.98)	0:24.09 [3] (0:11.57)	0:36.07	-5
3	11 HALLSIDE MARTINI Taylor Marshall	9	65.4 Overall	0:11.27 400m	1:38.44 [3] (0:14.21)	1:24.23 [12] (0:11.46)	1:12.77 [9] (0:12.40)	1:00.37 [8] (0:12.58)	0:47.79 [9] (0:12.33)	0:35.46 [9] (0:11.86)	0:23.60 [9] (0:11.27)	0:35.46	-4
3	5 VOLDEMORT Georgina Cartwright	2	65.7 Overall	0:11.26 1400m	1:38.44 [3] (0:13.61)	1:24.83 [3] (0:11.26)	1:13.57 [1] (0:12.14)	1:01.43 [1] (0:12.49)	0:48.94 [1] (0:12.49)	0:36.45 [1] (0:12.12)	0:24.33 [1] (0:11.78)	0:36.45	+0
5	3 MOOLOOLABA Jaden Lloyd	3	64.2 Overall	0:11.54 1400m	1:38.54 [5] (0:13.81)	1:24.73 [6] (0:11.54)	1:13.19 [5] (0:12.22)	1:00.97 [5] (0:12.55)	0:48.42 [6] (0:12.32)	0:36.10 [5] (0:12.04)	0:24.06 [6] (0:11.58)	0:36.10	+5
6	13 SIGNITA Kyle Wilson-Taylor	7	64.7 Overall	0:11.53 400m	1:38.62 [6] (0:13.75)	1:24.87 [5] (0:11.83)	1:13.04 [7] (0:12.23)	1:00.81 [7] (0:12.63)	0:48.18 [7] (0:12.39)	0:35.79 [8] (0:11.85)	0:23.94 [8] (0:11.53)	0:35.79	-2
7	12 RED STAR RUBI Ben Thompson	1	65.0 Overall	0:11.51 1400m	1:38.74 [7] (0:13.90)	1:24.84 [7] (0:11.51)	1:13.33 [6] (0:12.25)	1:01.08 [6] (0:12.43)	0:48.65 [5] (0:12.35)	0:36.30 [6] (0:11.92)	0:24.38 [5] (0:11.61)	0:36.30	-3
8	4 SECRET RED Matthew Powell	4	63.9 Overall	0:11.62 400m	1:38.78 [8] (0:14.17)	1:24.61 [11] (0:11.77)	1:12.84 [11] (0:12.50)	1:00.34 [10] (0:12.68)	0:47.66 [10] (0:12.10)	0:35.56 [10] (0:11.93)	0:23.63 [10] (0:11.62)	0:35.56	-1
9	9 EMPRESS EL Bailey Wheeler	6	64.0 Overall	0:11.58 400m	1:38.86 [9] (0:13.91)	1:24.95 [8] (0:11.71)	1:13.24 [8] (0:12.47)	1:00.77 [9] (0:12.55)	0:48.22 [8] (0:12.15)	0:36.07 [7] (0:11.89)	0:24.18 [7] (0:11.58)	0:36.07	+0
10	2 ISOMETRIC Jake Bayliss	11	66.1 1400m	0:11.41 1400m	1:39.24 [10] (0:13.55)	1:25.69 [1] (0:11.41)	1:14.28 [2] (0:12.19)	1:02.09 [2] (0:12.50)	0:49.59 [2] (0:12.41)	0:37.18 [2] (0:12.08)	0:25.10 [2] (0:12.08)	0:37.18	+1

Scratched: Euphrates (#1), Anatini (#6), Echo Hunter (#8)



Sunshine Coast QLD Professional
Race 7: COASTLINE BMW Class 1 Plate - 1600m
17 September 2023 - 16:47



Track Rating: Good 4, Weather: Fine, Rail Position: +2m Entire

Section	Overall	1400m	1200m	1000m	800m	600m	400m	Last 600m						
Field Times	1:37.96 (0:13.55)	1:24.41 (0:11.32)	1:13.09 (0:12.14)	1:00.95 (0:12.49)	0:48.46 (0:12.49)	0:35.97 (0:12.12)	0:23.85 (0:11.73)	0:35.97						
Rank	TAB	Horse/Jockey	Barrier	Top Speed [km/h]	Fastest Section									Distance Travelled [m]
11	7	DESERT FLAME	14	64.2	0:11.53	1:39.25 [11]	1:25.13 [10]	1:13.13 [12]	1:00.59 [12]	0:47.94 [12]	0:35.96 [11]	0:23.98 [11]	0:35.96	+2
		Karl Zechner		Overall	400m	(0:14.12)	(0:12.00)	(0:12.54)	(0:12.65)	(0:11.98)	(0:11.98)	(0:11.53)		
12	10	EVANESCENT	8	64.3	0:12.00	1:41.14 [12]	1:27.22 [9]	1:15.22 [10]	1:02.68 [11]	0:49.83 [11]	0:37.58 [12]	0:25.48 [12]	0:37.58	+3
		Todd Banks		Overall	1400m	(0:13.92)	(0:12.00)	(0:12.54)	(0:12.85)	(0:12.25)	(0:12.10)	(0:12.09)		

Scratched: Euphrates (#1), Anatini (#6), Echo Hunter (#8)

[] Ranking at each section and finish
 -:-:-:- No data available at this section
 NA No data available

SCN Saddle cloth number
 DNF Did not finish
 DNT Did not track



Sunshine Coast QLD Professional
Race 7: COASTLINE BMW Class 1 Plate - 1600m
17 September 2023 - 16:47



Track Rating: Good 4, Weather: Fine, Rail Position: +2m Entire

Section							200m			Last 600m
Field Times							0:12.12			0:35.97
							(0:12.12)			
Rank	TAB	Horse/Jockey	Barrier	Top Speed [km/h]	Fastest Section	Margin			Distance Travelled [m]	
1	15	WICKED'N' LOVIN'IT Samantha Collett	12	65.8 1400m	0:11.53 400m	0:12.12 [1] (0:12.12)	1:37.96		0:35.60	
2	14	SOCIAL STAR Les Tilley	5	65.0 1400m	0:11.53 1400m	0:12.52 [2] (0:12.52)	2.3L		0:36.07 -5	
3	11	HALLSIDE MARTINI Taylor Marshall	9	65.4 Overall	0:11.27 400m	0:12.33 [6] (0:12.33)	2.6L		0:35.46 -4	
3	5	VOLDEMORT Georgina Cartwright	2	65.7 Overall	0:11.26 1400m	0:12.55 [3] (0:12.55)	2.6L		0:36.45 +0	
5	3	MOOLOOLABA Jaden Lloyd	3	64.2 Overall	0:11.54 1400m	0:12.48 [5] (0:12.48)	3.1L		0:36.10 +5	
6	13	SIGNITA Kyle Wilson-Taylor	7	64.7 Overall	0:11.53 400m	0:12.41 [7] (0:12.41)	3.4L		0:35.79 -2	
7	12	RED STAR RUBI Ben Thompson	1	65.0 Overall	0:11.51 1400m	0:12.77 [4] (0:12.77)	3.9L		0:36.30 -3	
8	4	SECRET RED Matthew Powell	4	63.9 Overall	0:11.62 400m	0:12.01 [10] (0:12.01)	4.1L		0:35.56 -1	
9	9	EMPRESS EL Bailey Wheeler	6	64.0 Overall	0:11.58 400m	0:12.60 [9] (0:12.60)	4.4L		0:36.07 +0	
10	2	ISOMETRIC Jake Bayliss	11	66.1 1400m	0:11.41 1400m	0:13.02 [8] (0:13.02)	6.4L		0:37.18 +1	

Scratched: Euphrates (#1), Anatini (#6), Echo Hunter (#8)

[] Ranking at each section and finish
 -:-:- No data available at this section
 NA No data available

SCN Saddle cloth number
 DNF Did not finish
 DNT Did not track



Sunshine Coast QLD Professional
Race 7: COASTLINE BMW Class 1 Plate - 1600m
17 September 2023 - 16:47



Track Rating: Good 4, Weather: Fine, Rail Position: +2m Entire

Section				200m				Last 600m		
Field Times				0:12.12 (0:12.12)				0:35.97		
Rank	TAB	Horse/Jockey	Barrier	Top Speed [km/h]	Fastest Section	Margin			Distance Travelled [m]	
11	7	DESERT FLAME	14	64.2	0:11.53	0:12.45 [11]	6.5L		0:35.96	+2
		Karl Zechner		Overall	400m	(0:12.45)				
12	10	EVANESCENT	8	64.3	0:12.00	0:13.39 [12]	17.5L		0:37.58	+3
		Todd Banks		Overall	1400m	(0:13.39)				

Scratched: Euphrates (#1), Anatini (#6), Echo Hunter (#8)

[] Ranking at each section and finish
 -:-:-:- No data available at this section
 NA No data available

SCN Saddle cloth number
 DNF Did not finish
 DNT Did not track



Horse/Jockey Name	Wicked'n' Lovin'it
Final Rank	1
Fastest Section Time (Section)	0:11.53 (400m)
Top Speed [km/h] (Section)	65.8 (1400m)
Race State	Finished



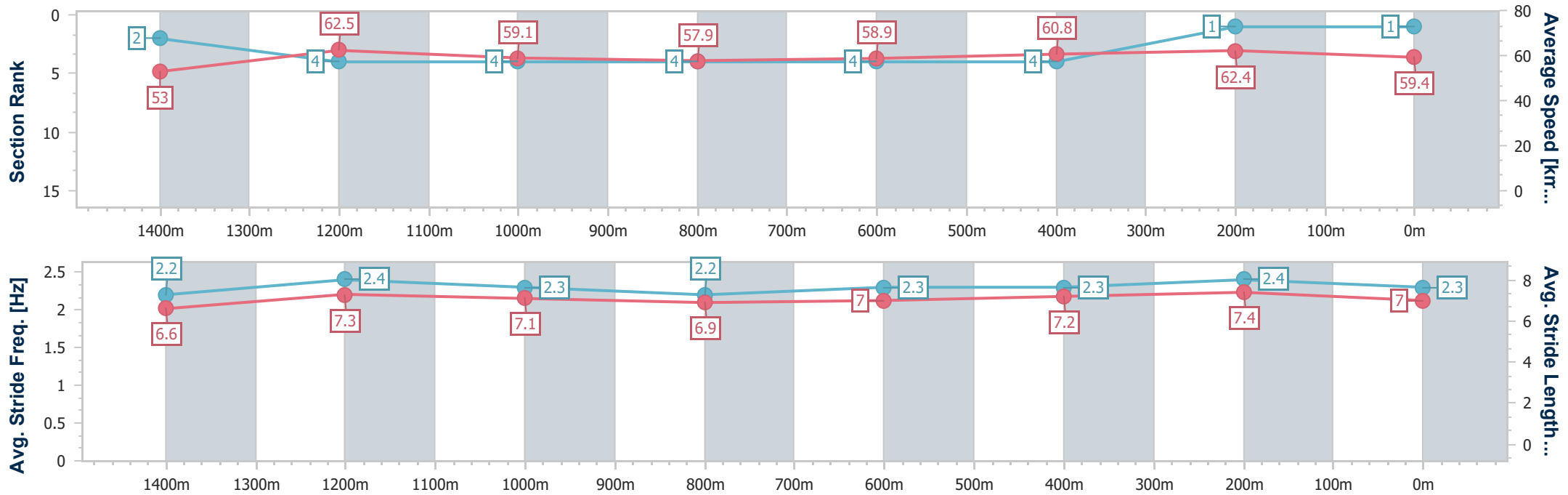
Sunshine Coast QLD Professional
Race 7: COASTLINE BMW Class 1 Plate - 1600m



17 September 2023 - 16:47

Track Rating: Good 4, Weather: Fine, Rail Position: +2m Entire

Section	Overall	1400m	1200m	1000m	800m	600m	400m	200m
Section Times	1:37.96 [1] (0:13.59)	1:24.37 [2] (0:11.62)	1:12.75 [4] (0:12.25)	1:00.50 [4] (0:12.52)	0:47.98 [4] (0:12.38)	0:35.60 [4] (0:11.95)	0:23.65 [4] (0:11.53)	0:12.12 [1] (0:12.12)
Average Speed [km/h]	53.0	62.5	59.1	57.9	58.9	60.8	62.4	59.4
Top Speed [km/h]	65.8	65.8	61.1	58.3	59.7	62.2	63.0	62.1
Avg. Dist. to Rail [m]	11.5	4.1	2.8	2.9	2.1	1.4	4.3	3.7
Avg. Stride Freq. [Hz]	2.2	2.4	2.3	2.2	2.3	2.3	2.4	2.3
Avg. Stride Length [m]	6.6	7.3	7.1	6.9	7.0	7.2	7.4	7.0



- [] Ranking at each section and finish
- .-.- No data available at this section
- NA No data available



Horse/Jockey Name	Social Star
Final Rank	2
Fastest Section Time (Section)	0:11.53 (1400m)
Top Speed [km/h] (Section)	65.0 (1400m)
Race State	Finished



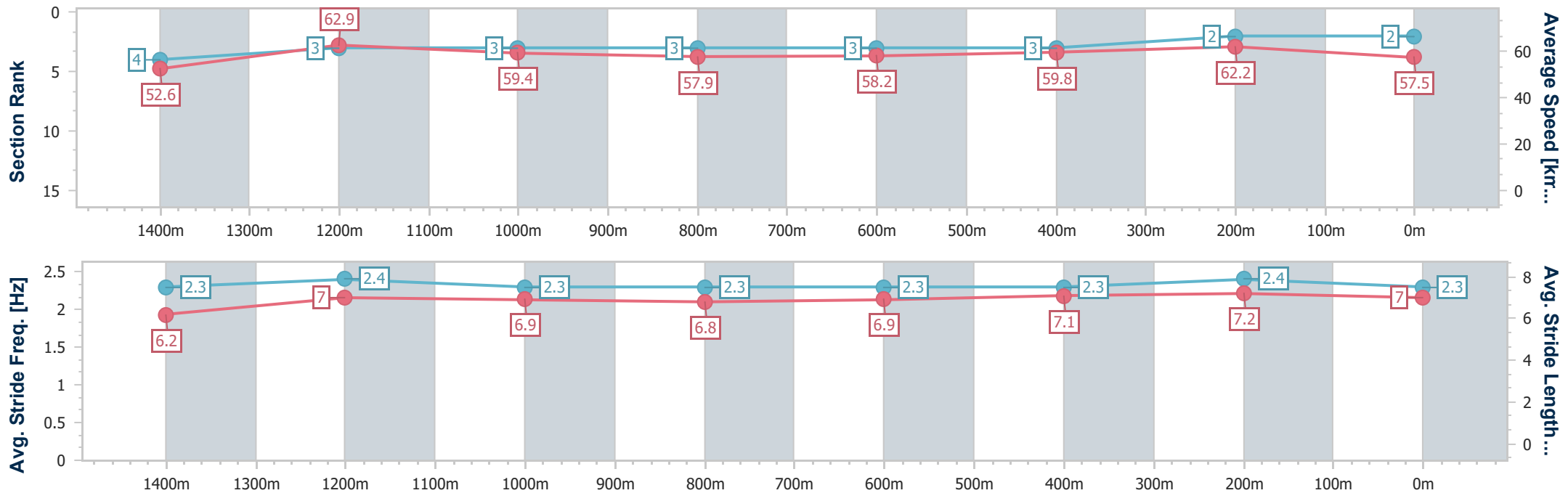
Sunshine Coast QLD Professional
Race 7: COASTLINE BMW Class 1 Plate - 1600m



17 September 2023 - 16:47

Track Rating: Good 4, Weather: Fine, Rail Position: +2m Entire

Section	Overall	1400m	1200m	1000m	800m	600m	400m	200m
Section Times	1:38.37 [2] (0:13.67)	1:24.70 [4] (0:11.53)	1:13.17 [3] (0:12.14)	1:01.03 [3] (0:12.49)	0:48.54 [3] (0:12.47)	0:36.07 [3] (0:11.98)	0:24.09 [3] (0:11.57)	0:12.52 [2] (0:12.52)
Average Speed [km/h]	52.6	62.9	59.4	57.9	58.2	59.8	62.2	57.5
Top Speed [km/h]	63.9	65.0	61.1	58.4	59.2	61.9	63.4	60.6
Avg. Dist. to Rail [m]	6.0	2.8	2.1	1.9	1.3	0.9	0.8	1.1
Avg. Stride Freq. [Hz]	2.3	2.4	2.3	2.3	2.3	2.3	2.4	2.3
Avg. Stride Length [m]	6.2	7.0	6.9	6.8	6.9	7.1	7.2	7.0



- [] Ranking at each section and finish
- .-.-.- No data available at this section
- NA No data available



Horse/Jockey Name	Voldemort
Final Rank	3
Fastest Section Time (Section)	0:11.26 (1400m)
Top Speed [km/h] (Section)	65.7 (Overall)
Race State	Finished



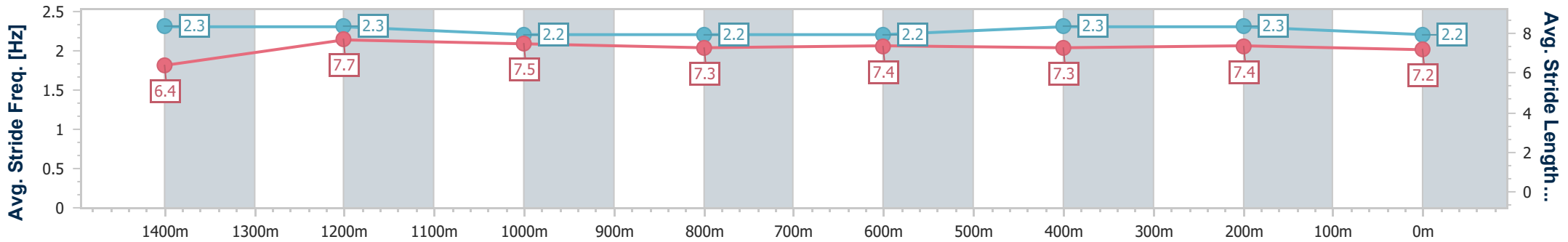
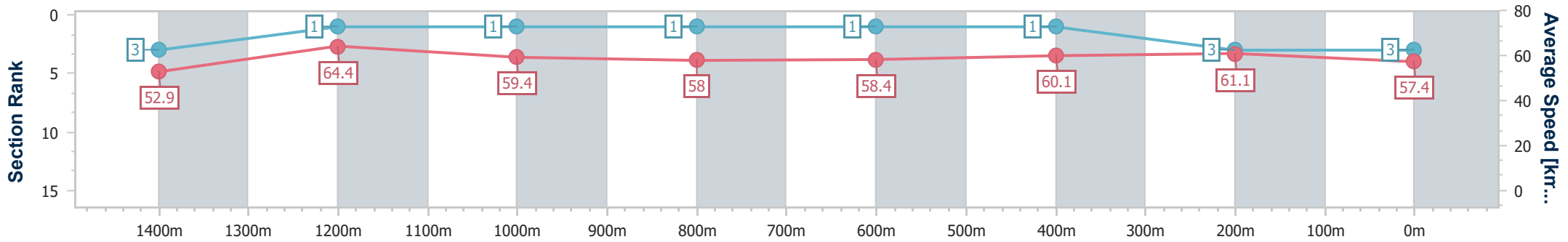
Sunshine Coast QLD Professional
Race 7: COASTLINE BMW Class 1 Plate - 1600m



17 September 2023 - 16:47

Track Rating: Good 4, Weather: Fine, Rail Position: +2m Entire

Section	Overall	1400m	1200m	1000m	800m	600m	400m	200m
Section Times	1:38.44 [3] (0:13.61)	1:24.83 [3] (0:11.26)	1:13.57 [1] (0:12.14)	1:01.43 [1] (0:12.49)	0:48.94 [1] (0:12.49)	0:36.45 [1] (0:12.12)	0:24.33 [1] (0:11.78)	0:12.55 [3] (0:12.55)
Average Speed [km/h]	52.9	64.4	59.4	58.0	58.4	60.1	61.1	57.4
Top Speed [km/h]	65.7	65.6	61.6	58.4	59.6	61.2	61.7	60.4
Avg. Dist. to Rail [m]	4.0	2.7	2.6	2.0	2.5	1.6	3.1	3.1
Avg. Stride Freq. [Hz]	2.3	2.3	2.2	2.2	2.2	2.3	2.3	2.2
Avg. Stride Length [m]	6.4	7.7	7.5	7.3	7.4	7.3	7.4	7.2



- [] Ranking at each section and finish
- .-.-.- No data available at this section
- NA No data available



Horse/Jockey Name	Hallside Martini
Final Rank	3
Fastest Section Time (Section)	0:11.27 (400m)
Top Speed [km/h] (Section)	65.4 (Overall)
Race State	Finished



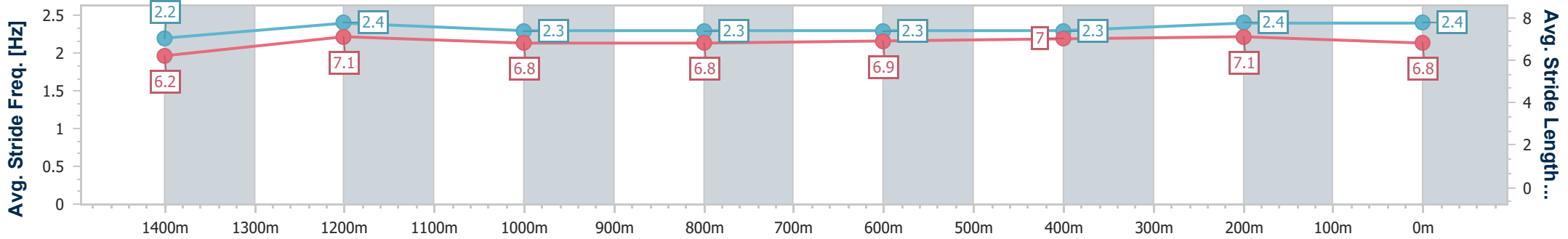
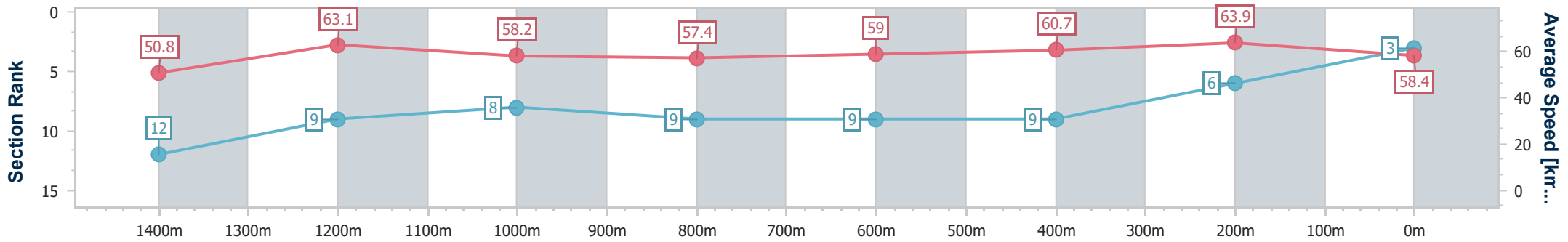
Sunshine Coast QLD Professional
Race 7: COASTLINE BMW Class 1 Plate - 1600m



17 September 2023 - 16:47

Track Rating: Good 4, Weather: Fine, Rail Position: +2m Entire

Section	Overall	1400m	1200m	1000m	800m	600m	400m	200m
Section Times	1:38.44 [3] (0:14.21)	1:24.23 [12] (0:11.46)	1:12.77 [9] (0:12.40)	1:00.37 [8] (0:12.58)	0:47.79 [9] (0:12.33)	0:35.46 [9] (0:11.86)	0:23.60 [9] (0:11.27)	0:12.33 [6] (0:12.33)
Average Speed [km/h]	50.8	63.1	58.2	57.4	59.0	60.7	63.9	58.4
Top Speed [km/h]	65.4	64.6	60.9	59.4	61.0	62.9	65.2	61.7
Avg. Dist. to Rail [m]	6.7	2.1	2.1	1.9	1.2	0.3	0.4	0.1
Avg. Stride Freq. [Hz]	2.2	2.4	2.3	2.3	2.3	2.3	2.4	2.4
Avg. Stride Length [m]	6.2	7.1	6.8	6.8	6.9	7.0	7.1	6.8



- [] Ranking at each section and finish
- .-.- No data available at this section
- NA No data available



Horse/Jockey Name	Mooloolaba
Final Rank	5
Fastest Section Time (Section)	0:11.54 (1400m)
Top Speed [km/h] (Section)	64.2 (Overall)
Race State	Finished



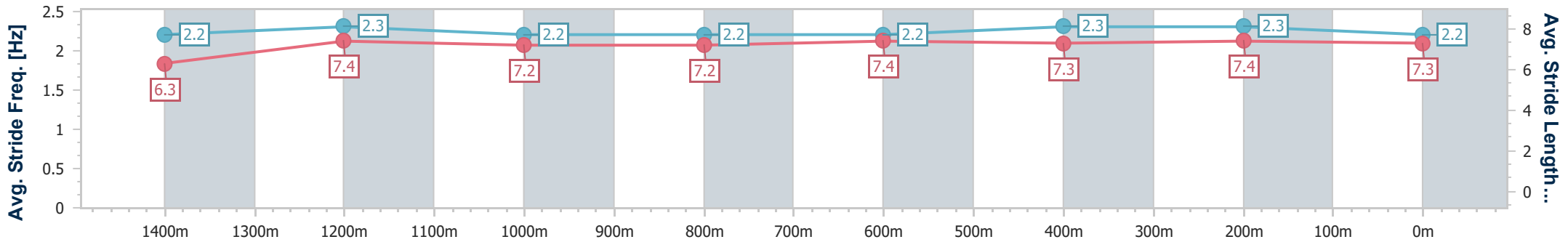
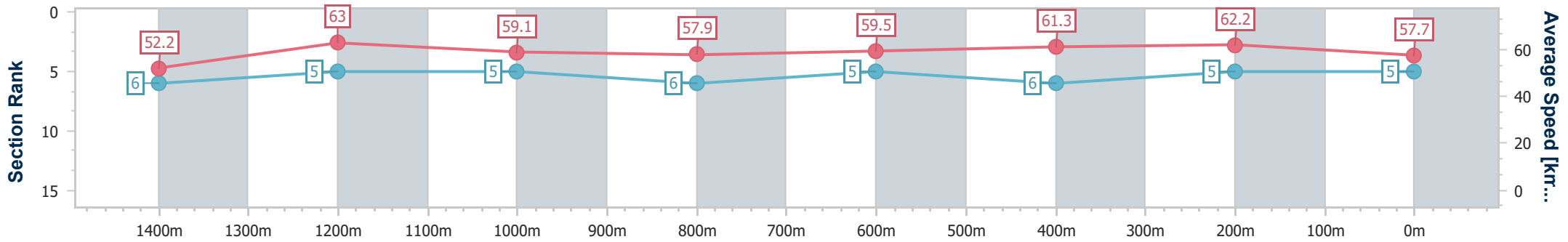
Sunshine Coast QLD Professional
Race 7: COASTLINE BMW Class 1 Plate - 1600m



17 September 2023 - 16:47

Track Rating: Good 4, Weather: Fine, Rail Position: +2m Entire

Section	Overall	1400m	1200m	1000m	800m	600m	400m	200m
Section Times	1:38.54 [5] (0:13.81)	1:24.73 [6] (0:11.54)	1:13.19 [5] (0:12.22)	1:00.97 [5] (0:12.55)	0:48.42 [6] (0:12.32)	0:36.10 [5] (0:12.04)	0:24.06 [6] (0:11.58)	0:12.48 [5] (0:12.48)
Average Speed [km/h]	52.2	63.0	59.1	57.9	59.5	61.3	62.2	57.7
Top Speed [km/h]	64.2	63.8	61.4	58.5	61.0	63.0	62.9	60.7
Avg. Dist. to Rail [m]	5.2	3.5	3.2	2.8	3.1	4.1	6.9	5.2
Avg. Stride Freq. [Hz]	2.2	2.3	2.2	2.2	2.2	2.3	2.3	2.2
Avg. Stride Length [m]	6.3	7.4	7.2	7.2	7.4	7.3	7.4	7.3



- [] Ranking at each section and finish
- .-.- No data available at this section
- NA No data available



Horse/Jockey Name	Signita
Final Rank	6
Fastest Section Time (Section)	0:11.53 (400m)
Top Speed [km/h] (Section)	64.7 (Overall)
Race State	Finished



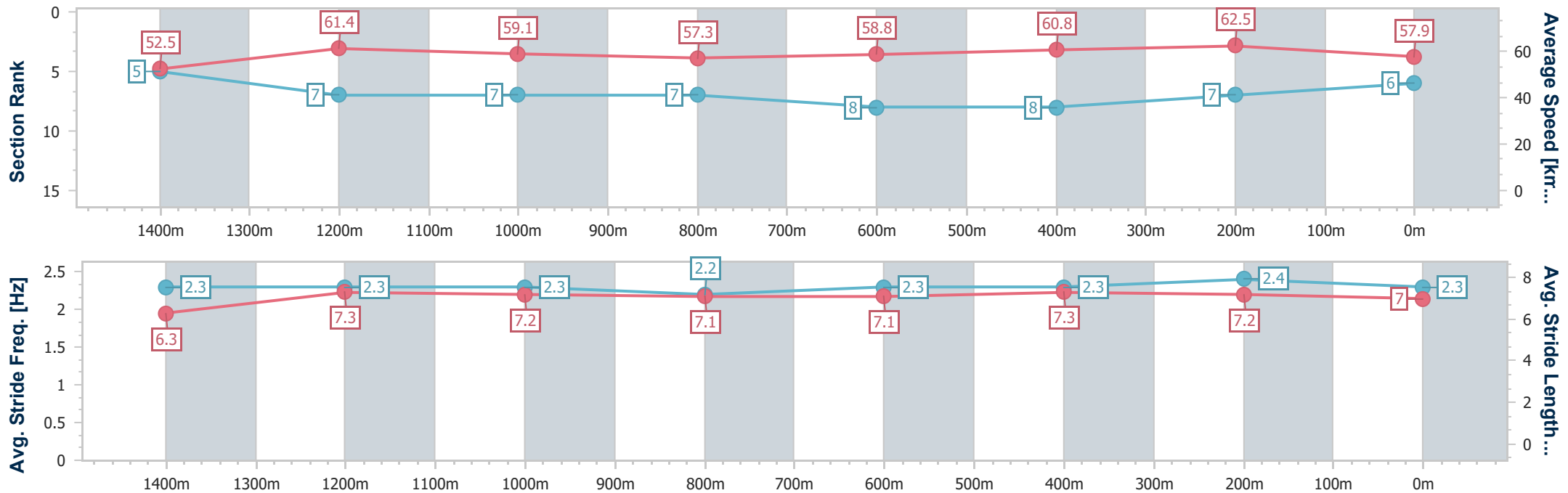
Sunshine Coast QLD Professional
Race 7: COASTLINE BMW Class 1 Plate - 1600m



17 September 2023 - 16:47

Track Rating: Good 4, Weather: Fine, Rail Position: +2m Entire

Section	Overall	1400m	1200m	1000m	800m	600m	400m	200m
Section Times	1:38.62 [6] (0:13.75)	1:24.87 [5] (0:11.83)	1:13.04 [7] (0:12.23)	1:00.81 [7] (0:12.63)	0:48.18 [7] (0:12.39)	0:35.79 [8] (0:11.85)	0:23.94 [8] (0:11.53)	0:12.41 [7] (0:12.41)
Average Speed [km/h]	52.5	61.4	59.1	57.3	58.8	60.8	62.5	57.9
Top Speed [km/h]	64.7	63.0	61.8	58.9	60.4	63.3	63.5	61.1
Avg. Dist. to Rail [m]	7.6	3.6	3.5	2.5	1.9	0.3	1.9	1.7
Avg. Stride Freq. [Hz]	2.3	2.3	2.3	2.2	2.3	2.3	2.4	2.3
Avg. Stride Length [m]	6.3	7.3	7.2	7.1	7.1	7.3	7.2	7.0



- [] Ranking at each section and finish
- .-.- No data available at this section
- NA No data available



Horse/Jockey Name	Red Star Rubi
Final Rank	7
Fastest Section Time (Section)	0:11.51 (1400m)
Top Speed [km/h] (Section)	65.0 (Overall)
Race State	Finished



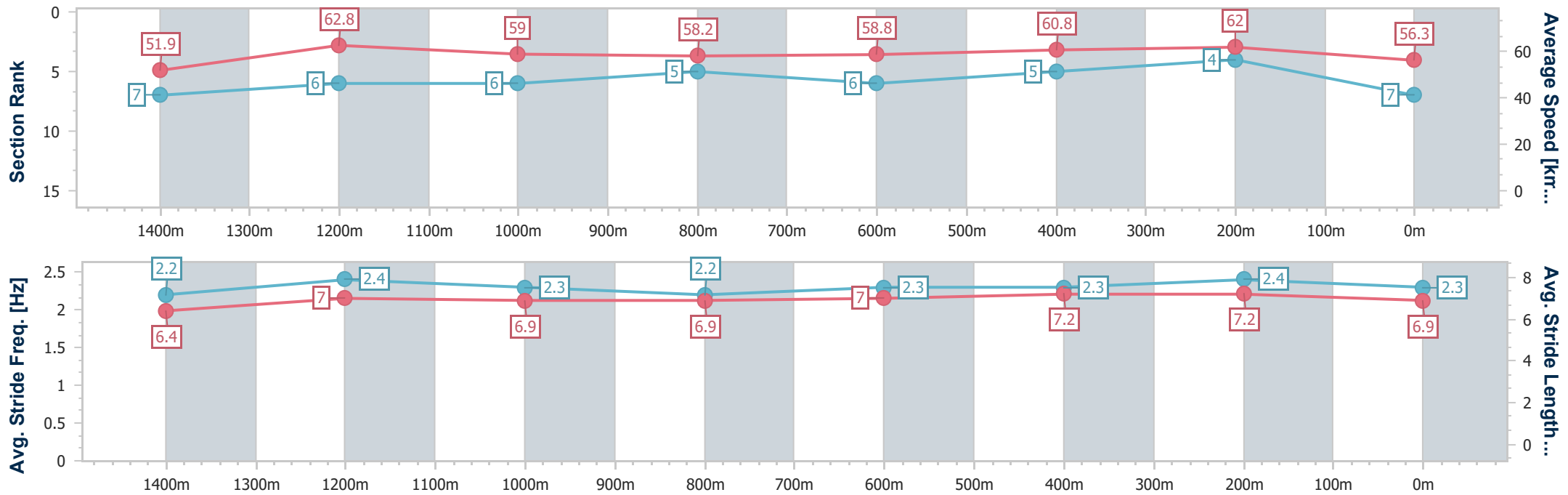
Sunshine Coast QLD Professional
Race 7: COASTLINE BMW Class 1 Plate - 1600m



17 September 2023 - 16:47

Track Rating: Good 4, Weather: Fine, Rail Position: +2m Entire

Section	Overall	1400m	1200m	1000m	800m	600m	400m	200m
Section Times	1:38.74 [7] (0:13.90)	1:24.84 [7] (0:11.51)	1:13.33 [6] (0:12.25)	1:01.08 [6] (0:12.43)	0:48.65 [5] (0:12.35)	0:36.30 [6] (0:11.92)	0:24.38 [5] (0:11.61)	0:12.77 [4] (0:12.77)
Average Speed [km/h]	51.9	62.8	59.0	58.2	58.8	60.8	62.0	56.3
Top Speed [km/h]	65.0	64.6	60.3	58.7	59.6	63.0	63.6	59.5
Avg. Dist. to Rail [m]	3.8	2.2	2.1	2.0	1.4	0.9	2.3	2.1
Avg. Stride Freq. [Hz]	2.2	2.4	2.3	2.2	2.3	2.3	2.4	2.3
Avg. Stride Length [m]	6.4	7.0	6.9	6.9	7.0	7.2	7.2	6.9



- [] Ranking at each section and finish
- .-.- No data available at this section
- NA No data available



Horse/Jockey Name	Secret Red
Final Rank	8
Fastest Section Time (Section)	0:11.62 (400m)
Top Speed [km/h] (Section)	63.9 (Overall)
Race State	Finished



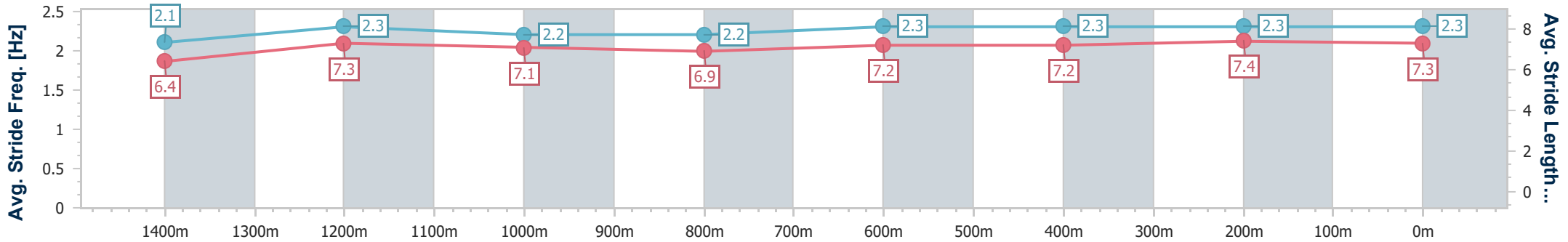
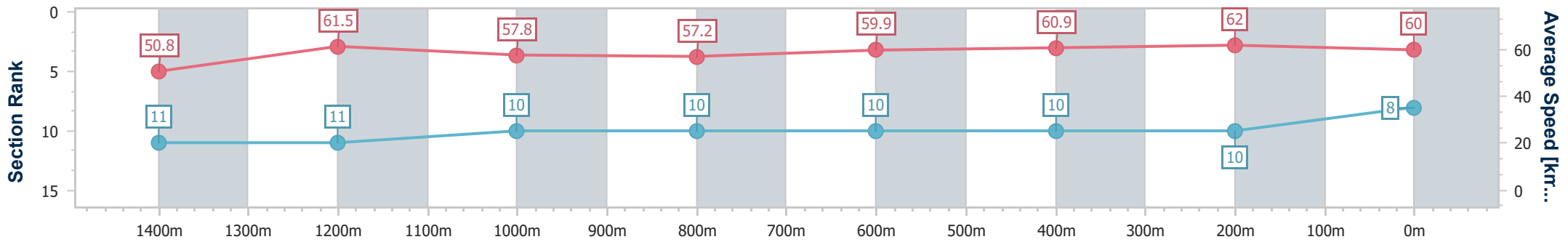
Sunshine Coast QLD Professional
Race 7: COASTLINE BMW Class 1 Plate - 1600m



17 September 2023 - 16:47

Track Rating: Good 4, Weather: Fine, Rail Position: +2m Entire

Section	Overall	1400m	1200m	1000m	800m	600m	400m	200m
Section Times	1:38.78 [8] (0:14.17)	1:24.61 [11] (0:11.77)	1:12.84 [11] (0:12.50)	1:00.34 [10] (0:12.68)	0:47.66 [10] (0:12.10)	0:35.56 [10] (0:11.93)	0:23.63 [10] (0:11.62)	0:12.01 [10] (0:12.01)
Average Speed [km/h]	50.8	61.5	57.8	57.2	59.9	60.9	62.0	60.0
Top Speed [km/h]	63.9	63.2	59.9	60.0	61.2	62.2	62.9	61.4
Avg. Dist. to Rail [m]	5.6	3.2	2.5	2.3	1.5	1.3	4.3	6.7
Avg. Stride Freq. [Hz]	2.1	2.3	2.2	2.2	2.3	2.3	2.3	2.3
Avg. Stride Length [m]	6.4	7.3	7.1	6.9	7.2	7.2	7.4	7.3



- [] Ranking at each section and finish
- .-.- No data available at this section
- NA No data available



Horse/Jockey Name	Empress EI
Final Rank	9
Fastest Section Time (Section)	0:11.58 (400m)
Top Speed [km/h] (Section)	64.0 (Overall)
Race State	Finished



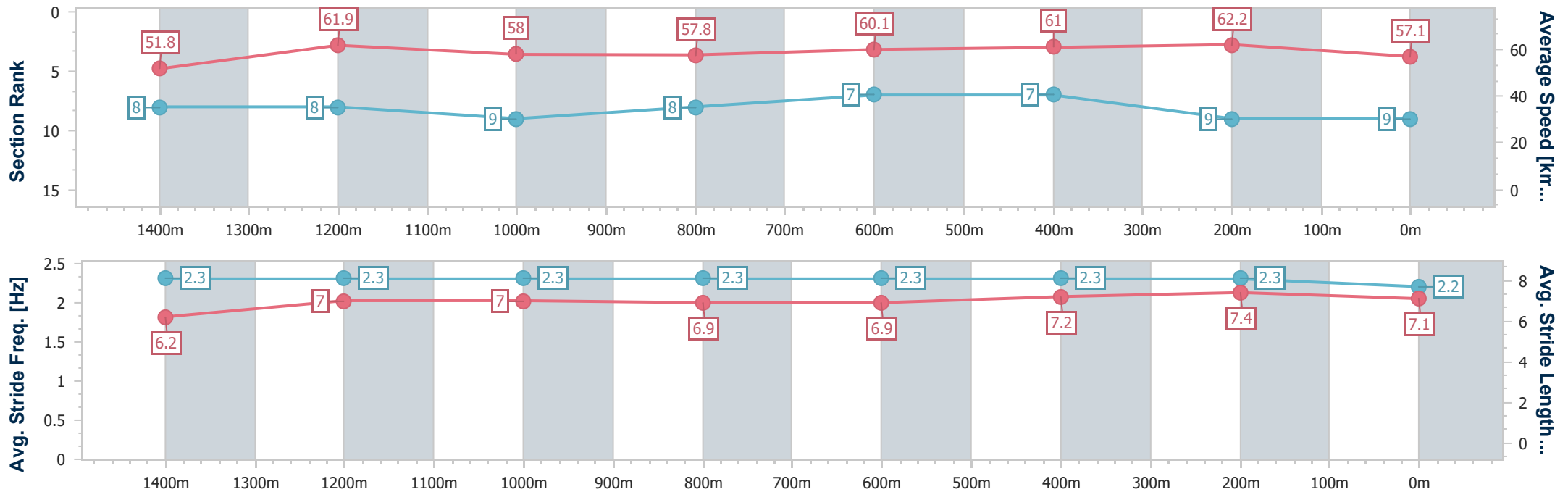
Sunshine Coast QLD Professional
Race 7: COASTLINE BMW Class 1 Plate - 1600m



17 September 2023 - 16:47

Track Rating: Good 4, Weather: Fine, Rail Position: +2m Entire

Section	Overall	1400m	1200m	1000m	800m	600m	400m	200m
Section Times	1:38.86 [9] (0:13.91)	1:24.95 [8] (0:11.71)	1:13.24 [8] (0:12.47)	1:00.77 [9] (0:12.55)	0:48.22 [8] (0:12.15)	0:36.07 [7] (0:11.89)	0:24.18 [7] (0:11.58)	0:12.60 [9] (0:12.60)
Average Speed [km/h]	51.8	61.9	58.0	57.8	60.1	61.0	62.2	57.1
Top Speed [km/h]	64.0	62.4	60.9	61.1	61.4	63.0	63.2	59.9
Avg. Dist. to Rail [m]	7.1	3.4	3.2	3.0	2.2	1.5	3.4	3.6
Avg. Stride Freq. [Hz]	2.3	2.3	2.3	2.3	2.3	2.3	2.3	2.2
Avg. Stride Length [m]	6.2	7.0	7.0	6.9	6.9	7.2	7.4	7.1



- [] Ranking at each section and finish
- .-.- No data available at this section
- NA No data available



Horse/Jockey Name	Isometric
Final Rank	10
Fastest Section Time (Section)	0:11.41 (1400m)
Top Speed [km/h] (Section)	66.1 (1400m)
Race State	Finished



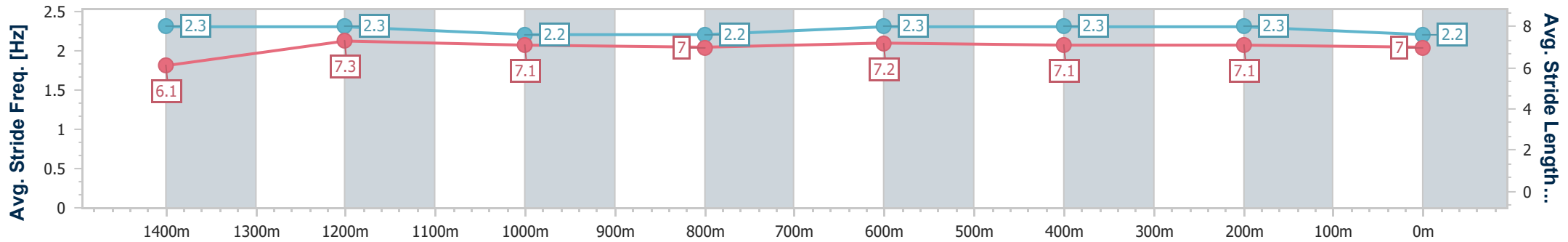
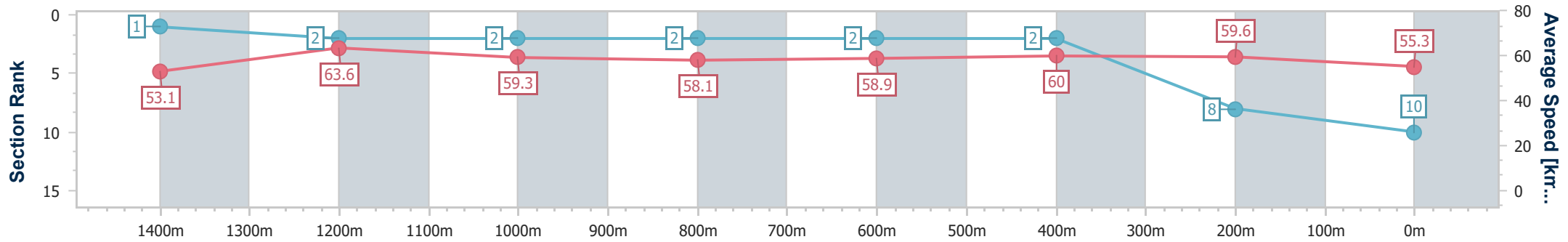
Sunshine Coast QLD Professional
Race 7: COASTLINE BMW Class 1 Plate - 1600m



17 September 2023 - 16:47

Track Rating: Good 4, Weather: Fine, Rail Position: +2m Entire

Section	Overall	1400m	1200m	1000m	800m	600m	400m	200m
Section Times	1:39.24 [10] (0:13.55)	1:25.69 [1] (0:11.41)	1:14.28 [2] (0:12.19)	1:02.09 [2] (0:12.50)	0:49.59 [2] (0:12.41)	0:37.18 [2] (0:12.08)	0:25.10 [2] (0:12.08)	0:13.02 [8] (0:13.02)
Average Speed [km/h]	53.1	63.6	59.3	58.1	58.9	60.0	59.6	55.3
Top Speed [km/h]	66.0	66.1	60.6	58.5	59.7	61.2	60.8	57.9
Avg. Dist. to Rail [m]	10.8	4.4	3.4	3.0	2.5	1.2	3.2	3.9
Avg. Stride Freq. [Hz]	2.3	2.3	2.2	2.2	2.3	2.3	2.3	2.2
Avg. Stride Length [m]	6.1	7.3	7.1	7.0	7.2	7.1	7.1	7.0



- [] Ranking at each section and finish
- .-.- No data available at this section
- NA No data available



Horse/Jockey Name	Desert Flame
Final Rank	11
Fastest Section Time (Section)	0:11.53 (400m)
Top Speed [km/h] (Section)	64.2 (Overall)
Race State	Finished



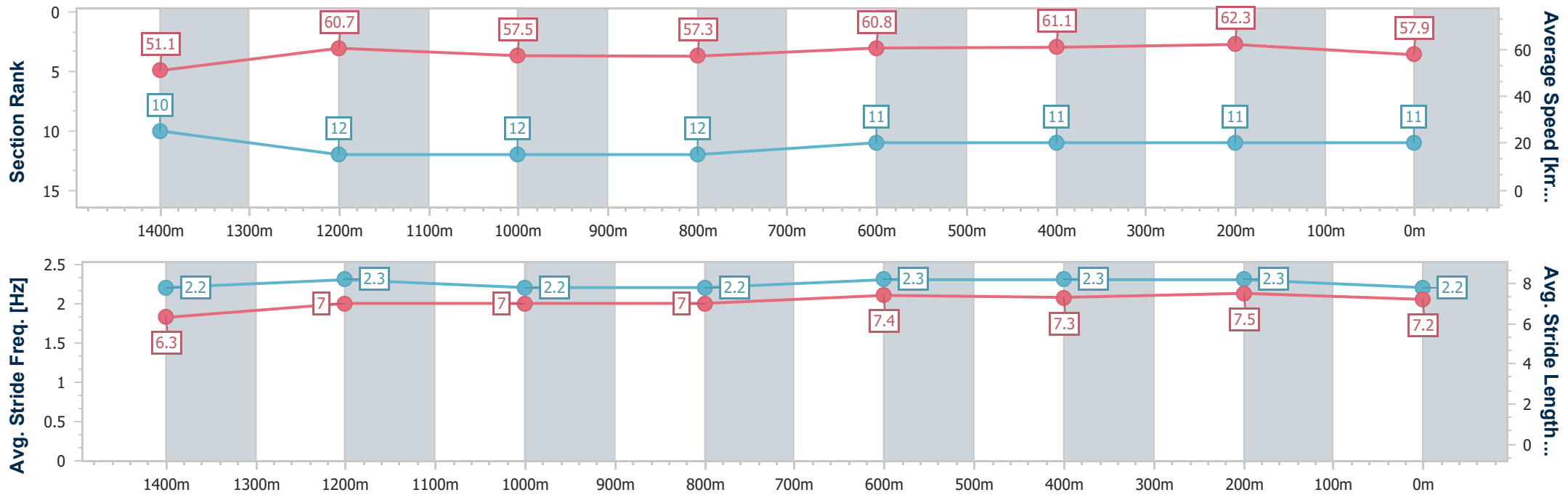
Sunshine Coast QLD Professional
Race 7: COASTLINE BMW Class 1 Plate - 1600m



17 September 2023 - 16:47

Track Rating: Good 4, Weather: Fine, Rail Position: +2m Entire

Section	Overall	1400m	1200m	1000m	800m	600m	400m	200m
Section Times	1:39.25 [11] (0:14.12)	1:25.13 [10] (0:12.00)	1:13.13 [12] (0:12.54)	1:00.59 [12] (0:12.65)	0:47.94 [12] (0:11.98)	0:35.96 [11] (0:11.98)	0:23.98 [11] (0:11.53)	0:12.45 [11] (0:12.45)
Average Speed [km/h]	51.1	60.7	57.5	57.3	60.8	61.1	62.3	57.9
Top Speed [km/h]	64.2	63.4	59.6	59.2	61.6	62.0	63.1	61.2
Avg. Dist. to Rail [m]	11.2	4.9	3.4	2.4	2.1	2.6	5.3	7.7
Avg. Stride Freq. [Hz]	2.2	2.3	2.2	2.2	2.3	2.3	2.3	2.2
Avg. Stride Length [m]	6.3	7.0	7.0	7.0	7.4	7.3	7.5	7.2



- [] Ranking at each section and finish
- .-.- No data available at this section
- NA No data available



Horse/Jockey Name	Evanescent
Final Rank	12
Fastest Section Time (Section)	0:12.00 (1400m)
Top Speed [km/h] (Section)	64.3 (Overall)
Race State	Finished



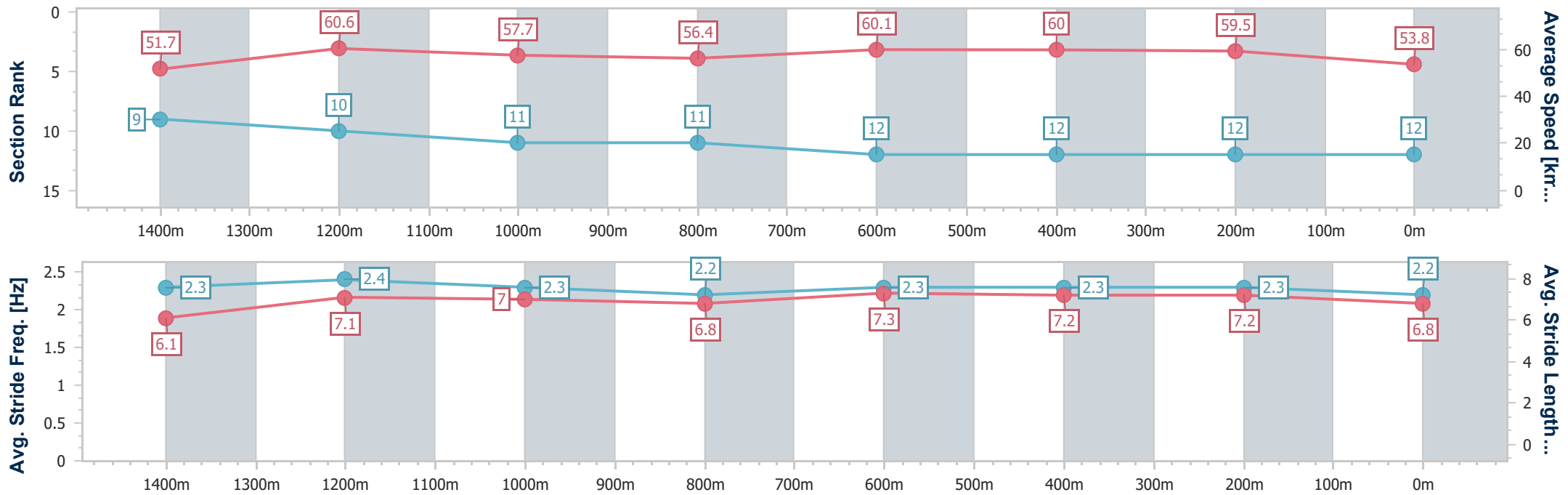
Sunshine Coast QLD Professional
Race 7: COASTLINE BMW Class 1 Plate - 1600m



17 September 2023 - 16:47

Track Rating: Good 4, Weather: Fine, Rail Position: +2m Entire

Section	Overall	1400m	1200m	1000m	800m	600m	400m	200m
Section Times	1:41.14 [12] (0:13.92)	1:27.22 [9] (0:12.00)	1:15.22 [10] (0:12.54)	1:02.68 [11] (0:12.85)	0:49.83 [11] (0:12.25)	0:37.58 [12] (0:12.10)	0:25.48 [12] (0:12.09)	0:13.39 [12] (0:13.39)
Average Speed [km/h]	51.7	60.6	57.7	56.4	60.1	60.0	59.5	53.8
Top Speed [km/h]	64.3	62.1	59.8	58.8	61.2	60.6	61.5	57.6
Avg. Dist. to Rail [m]	8.9	4.5	4.4	3.3	3.4	1.6	2.7	2.7
Avg. Stride Freq. [Hz]	2.3	2.4	2.3	2.2	2.3	2.3	2.3	2.2
Avg. Stride Length [m]	6.1	7.1	7.0	6.8	7.3	7.2	7.2	6.8



- [] Ranking at each section and finish
- .-.- No data available at this section
- NA No data available