



Sunshine Coast QLD Professional

Race 4: AUSTRALIAN ENERGY ANALYTICS Class 3 Plate - 1200m

17 September 2023 - 14:46



Track Rating: Good 4, Weather: Fine, Rail Position: +2m Entire

Section		Overall	1000m	800m	600m	400m	200m	Last 600m					
Field Times		1:11.63 (0:13.99)	0:57.64 (0:11.46)	0:46.18 (0:11.87)	0:34.31 (0:11.63)	0:22.68 (0:11.10)	0:11.58 (0:11.58)	0:34.31					
Rank	TAB Horse/Jockey	Barrier	Top Speed [km/h]	Fastest Section							Margin	Distance Travelled [m]	
1	8 TRANQUIL BAY Ben Thompson	2	66.1 400m	0:11.10 400m	1:11.63 [1] (0:13.99)	0:57.64 [1] (0:11.46)	0:46.18 [1] (0:11.87)	0:34.31 [1] (0:11.63)	0:22.68 [1] (0:11.10)	0:11.58 [1] (0:11.58)	1:11.63	0:34.31	
2	5 SERGEANT HULKA Ryan Wiggins	1	67.3 400m	0:10.87 400m	1:11.69 [2] (0:14.32)	0:57.37 [5] (0:11.71)	0:45.66 [6] (0:11.66)	0:34.00 [4] (0:11.55)	0:22.45 [3] (0:10.87)	0:11.58 [2] (0:11.58)	0.2L	0:34.00	-6
3	4 SCRIPT WRITER Kyle Wilson-Taylor	6	67.7 400m	0:10.82 400m	1:12.05 [3] (0:14.46)	0:57.59 [6] (0:11.59)	0:46.00 [7] (0:11.68)	0:34.32 [5] (0:11.70)	0:22.62 [5] (0:10.82)	0:11.80 [3] (0:11.80)	2.2L	0:34.32	+6
4	7 DOOMANI Jaden Lloyd	10	65.7 400m	0:11.12 400m	1:12.33 [4] (0:14.14)	0:58.19 [3] (0:11.51)	0:46.68 [3] (0:11.99)	0:34.69 [3] (0:11.74)	0:22.95 [4] (0:11.12)	0:11.83 [5] (0:11.83)	3.7L	0:34.69	+6
5	3 RAOUL James Orman	5	67.1 400m	0:10.95 400m	1:12.42 [5] (0:14.49)	0:57.93 [7] (0:11.51)	0:46.42 [5] (0:11.91)	0:34.51 [7] (0:11.64)	0:22.87 [7] (0:10.95)	0:11.92 [6] (0:11.92)	4.1L	0:34.51	-2
6	1 EXCEED EXPECT Damien Thornton	7	64.6 1000m	0:11.27 400m	1:12.59 [6] (0:14.04)	0:58.55 [2] (0:11.53)	0:47.02 [2] (0:11.93)	0:35.09 [2] (0:11.71)	0:23.38 [2] (0:11.27)	0:12.11 [4] (0:12.11)	4.9L	0:35.09	+5
7	2 KEETA Nathan Thomas	4	65.9 400m	0:11.23 400m	1:13.41 [7] (0:14.17)	0:59.24 [4] (0:11.53)	0:47.71 [4] (0:12.04)	0:35.67 [6] (0:11.77)	0:23.90 [6] (0:11.23)	0:12.67 [7] (0:12.67)	9.7L	0:35.67	+7

Scratched: Disconcerted (#6), Hearsay (#9), Noted (#10)

[] Ranking at each section and finish
 -:-:-:- No data available at this section
 NA No data available

SCN Saddle cloth number
 DNF Did not finish
 DNT Did not track



Horse/Jockey Name	Tranquil Bay
Final Rank	1
Fastest Section Time (Section)	0:11.10 (400m)
Top Speed [km/h] (Section)	66.1 (400m)
Race State	Finished



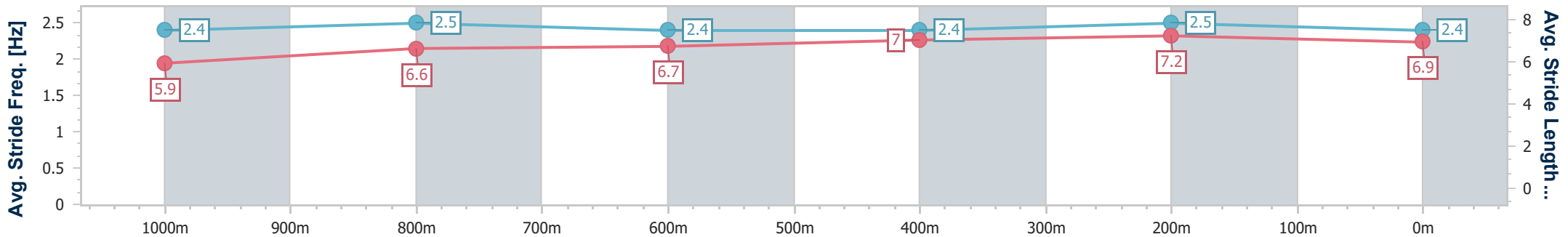
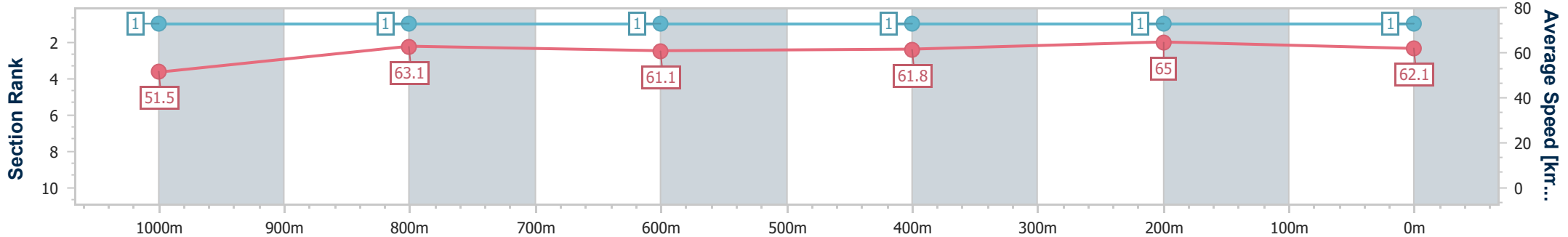
Sunshine Coast QLD Professional
 Race 4: AUSTRALIAN ENERGY ANALYTICS Class 3 Plate - 1200m



17 September 2023 - 14:46

Track Rating: Good 4, Weather: Fine, Rail Position: +2m Entire

Section	Overall	1000m	800m	600m	400m	200m
Section Times	1:11.63 [1] (0:13.99)	0:57.64 [1] (0:11.46)	0:46.18 [1] (0:11.87)	0:34.31 [1] (0:11.63)	0:22.68 [1] (0:11.10)	0:11.58 [1] (0:11.58)
Average Speed [km/h]	51.5	63.1	61.1	61.8	65.0	62.1
Top Speed [km/h]	66.0	64.3	62.3	64.2	66.1	64.4
Avg. Dist. to Rail [m]	3.7	2.3	1.2	0.3	2.2	3.4
Avg. Stride Freq. [Hz]	2.4	2.5	2.4	2.4	2.5	2.4
Avg. Stride Length [m]	5.9	6.6	6.7	7.0	7.2	6.9



- [] Ranking at each section and finish
- .-.- No data available at this section
- NA No data available



Horse/Jockey Name	Sergeant Hulka
Final Rank	2
Fastest Section Time (Section)	0:10.87 (400m)
Top Speed [km/h] (Section)	67.3 (400m)
Race State	Finished



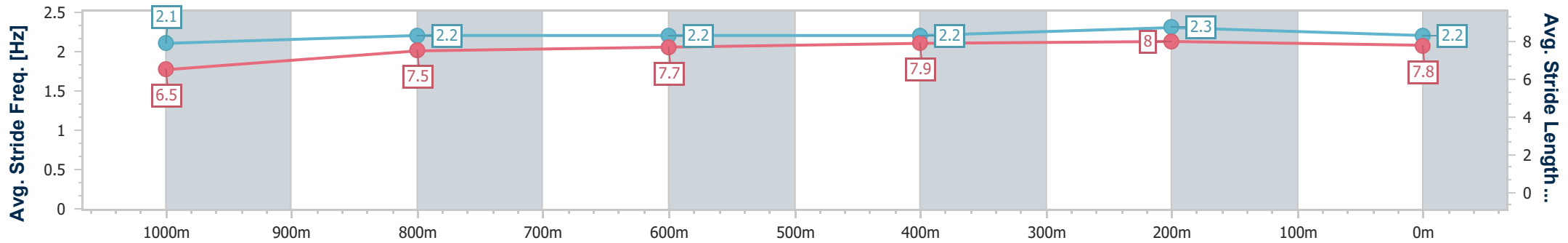
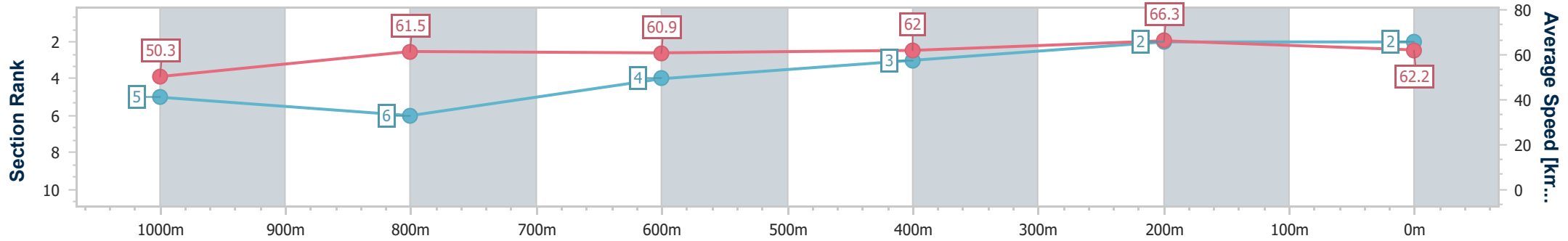
Sunshine Coast QLD Professional
 Race 4: AUSTRALIAN ENERGY ANALYTICS Class 3 Plate - 1200m



17 September 2023 - 14:46

Track Rating: Good 4, Weather: Fine, Rail Position: +2m Entire

Section	Overall	1000m	800m	600m	400m	200m
Section Times	1:11.69 [2] (0:14.32)	0:57.37 [5] (0:11.71)	0:45.66 [6] (0:11.66)	0:34.00 [4] (0:11.55)	0:22.45 [3] (0:10.87)	0:11.58 [2] (0:11.58)
Average Speed [km/h]	50.3	61.5	60.9	62.0	66.3	62.2
Top Speed [km/h]	62.7	66.1	62.9	65.5	67.3	66.9
Avg. Dist. to Rail [m]	2.9	1.8	2.2	0.9	4.3	5.1
Avg. Stride Freq. [Hz]	2.1	2.2	2.2	2.2	2.3	2.2
Avg. Stride Length [m]	6.5	7.5	7.7	7.9	8.0	7.8



- [] Ranking at each section and finish
- .-.- No data available at this section
- NA No data available



Horse/Jockey Name	Script Writer
Final Rank	3
Fastest Section Time (Section)	0:10.82 (400m)
Top Speed [km/h] (Section)	67.7 (400m)
Race State	Finished



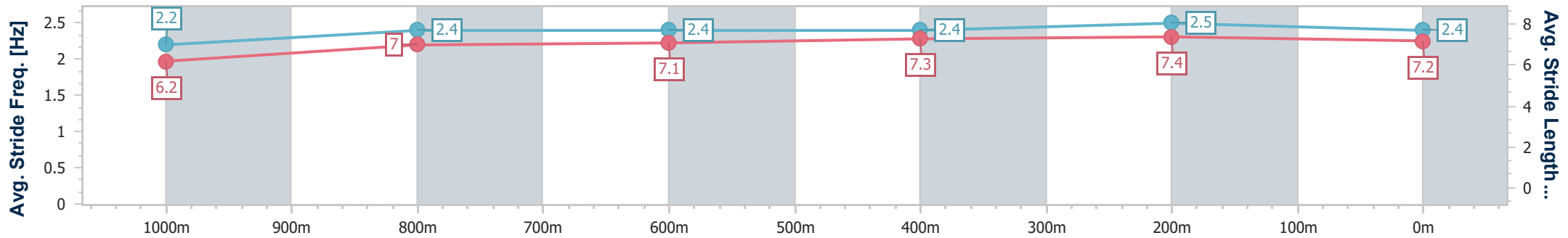
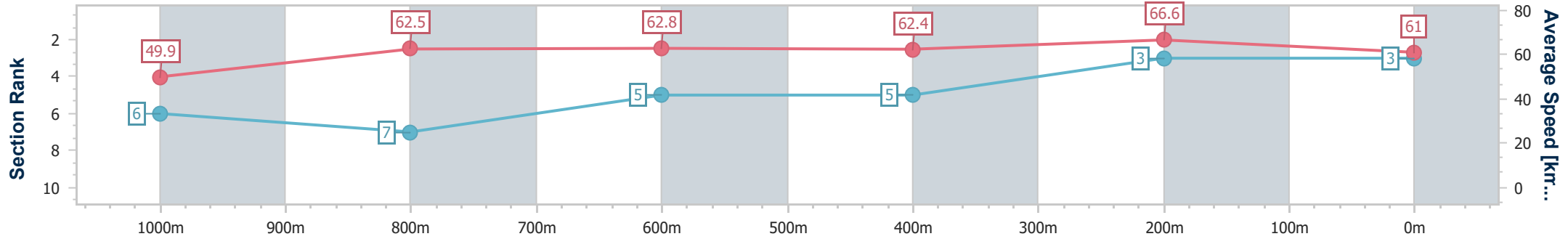
Sunshine Coast QLD Professional
 Race 4: AUSTRALIAN ENERGY ANALYTICS Class 3 Plate - 1200m



17 September 2023 - 14:46

Track Rating: Good 4, Weather: Fine, Rail Position: +2m Entire

Section	Overall	1000m	800m	600m	400m	200m
Section Times	1:12.05 [3] (0:14.46)	0:57.59 [6] (0:11.59)	0:46.00 [7] (0:11.68)	0:34.32 [5] (0:11.70)	0:22.62 [5] (0:10.82)	0:11.80 [3] (0:11.80)
Average Speed [km/h]	49.9	62.5	62.8	62.4	66.6	61.0
Top Speed [km/h]	63.2	64.8	65.0	64.8	67.7	65.2
Avg. Dist. to Rail [m]	5.3	3.2	3.2	2.1	6.6	7.9
Avg. Stride Freq. [Hz]	2.2	2.4	2.4	2.4	2.5	2.4
Avg. Stride Length [m]	6.2	7.0	7.1	7.3	7.4	7.2



- [] Ranking at each section and finish
- .-.- No data available at this section
- NA No data available



Horse/Jockey Name	Doomani
Final Rank	4
Fastest Section Time (Section)	0:11.12 (400m)
Top Speed [km/h] (Section)	65.7 (400m)
Race State	Finished



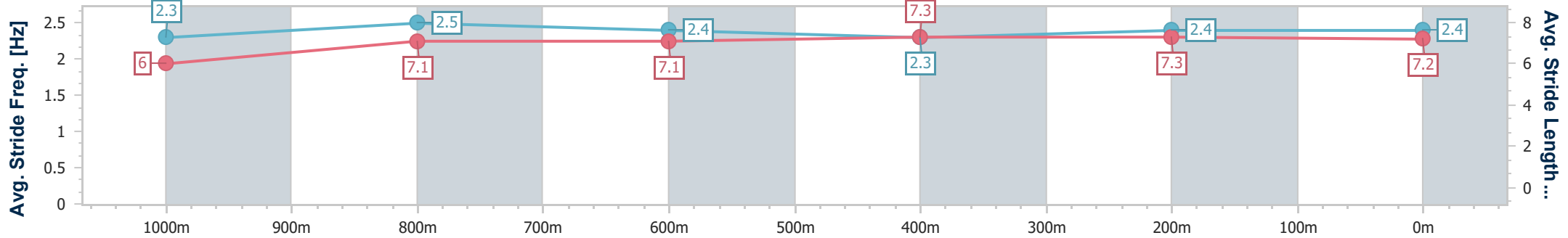
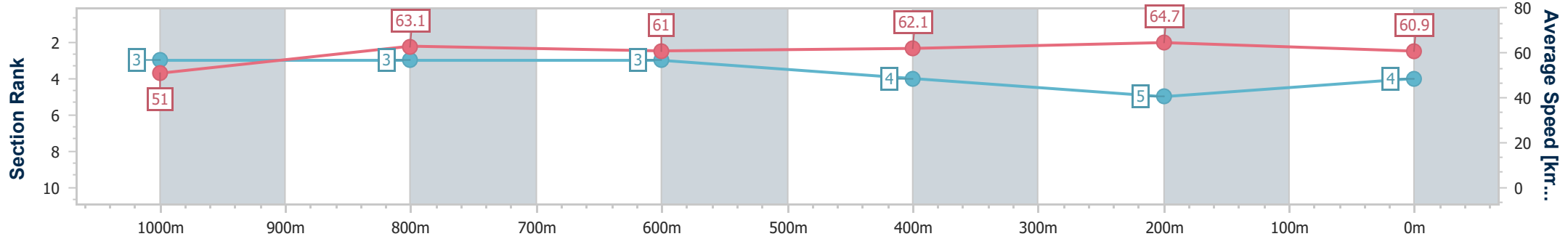
Sunshine Coast QLD Professional
 Race 4: AUSTRALIAN ENERGY ANALYTICS Class 3 Plate - 1200m



17 September 2023 - 14:46

Track Rating: Good 4, Weather: Fine, Rail Position: +2m Entire

Section	Overall	1000m	800m	600m	400m	200m
Section Times	1:12.33 [4] (0:14.14)	0:58.19 [3] (0:11.51)	0:46.68 [3] (0:11.99)	0:34.69 [3] (0:11.74)	0:22.95 [4] (0:11.12)	0:11.83 [5] (0:11.83)
Average Speed [km/h]	51.0	63.1	61.0	62.1	64.7	60.9
Top Speed [km/h]	63.1	64.9	63.7	64.1	65.7	64.2
Avg. Dist. to Rail [m]	7.3	4.2	2.5	2.0	5.7	7.3
Avg. Stride Freq. [Hz]	2.3	2.5	2.4	2.3	2.4	2.4
Avg. Stride Length [m]	6.0	7.1	7.1	7.3	7.3	7.2



- [] Ranking at each section and finish
- .-.- No data available at this section
- NA No data available



Horse/Jockey Name	Raoul
Final Rank	5
Fastest Section Time (Section)	0:10.95 (400m)
Top Speed [km/h] (Section)	67.1 (400m)
Race State	Finished



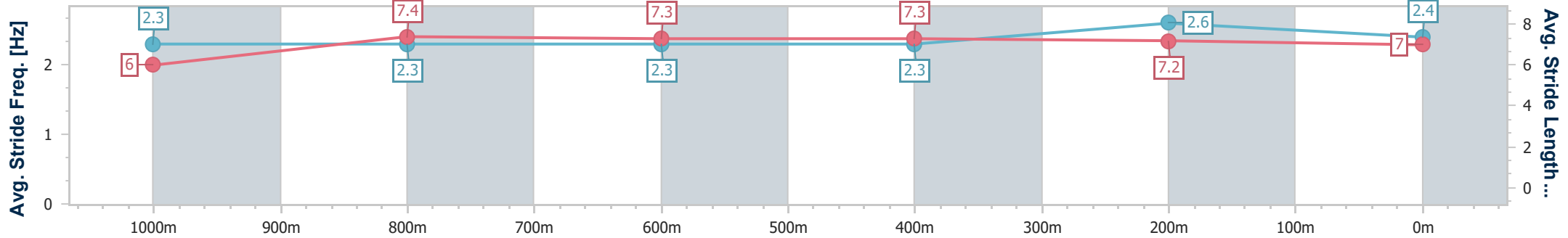
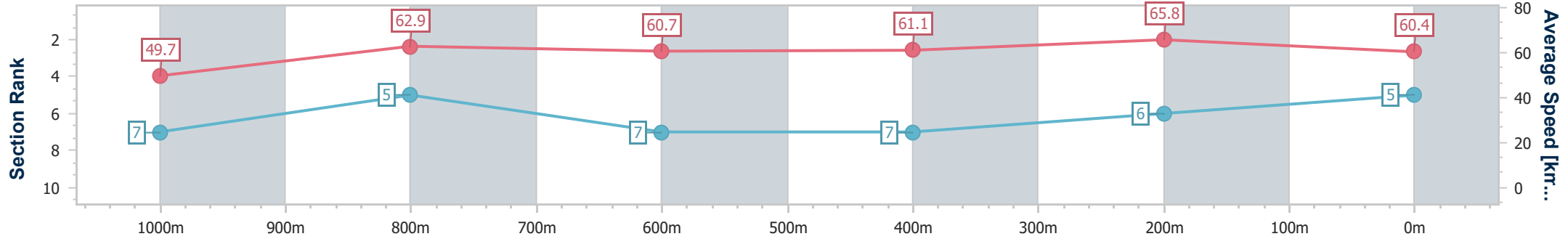
Sunshine Coast QLD Professional
Race 4: AUSTRALIAN ENERGY ANALYTICS Class 3 Plate - 1200m



17 September 2023 - 14:46

Track Rating: Good 4, Weather: Fine, Rail Position: +2m Entire

Section	Overall	1000m	800m	600m	400m	200m
Section Times	1:12.42 [5] (0:14.49)	0:57.93 [7] (0:11.51)	0:46.42 [5] (0:11.91)	0:34.51 [7] (0:11.64)	0:22.87 [7] (0:10.95)	0:11.92 [6] (0:11.92)
Average Speed [km/h]	49.7	62.9	60.7	61.1	65.8	60.4
Top Speed [km/h]	63.3	65.0	64.0	64.0	67.1	64.9
Avg. Dist. to Rail [m]	3.6	2.0	1.0	1.9	0.7	2.7
Avg. Stride Freq. [Hz]	2.3	2.3	2.3	2.3	2.6	2.4
Avg. Stride Length [m]	6.0	7.4	7.3	7.3	7.2	7.0



- [] Ranking at each section and finish
- .-.- No data available at this section
- NA No data available



Horse/Jockey Name	Exceed Expect
Final Rank	6
Fastest Section Time (Section)	0:11.27 (400m)
Top Speed [km/h] (Section)	64.6 (1000m)
Race State	Finished



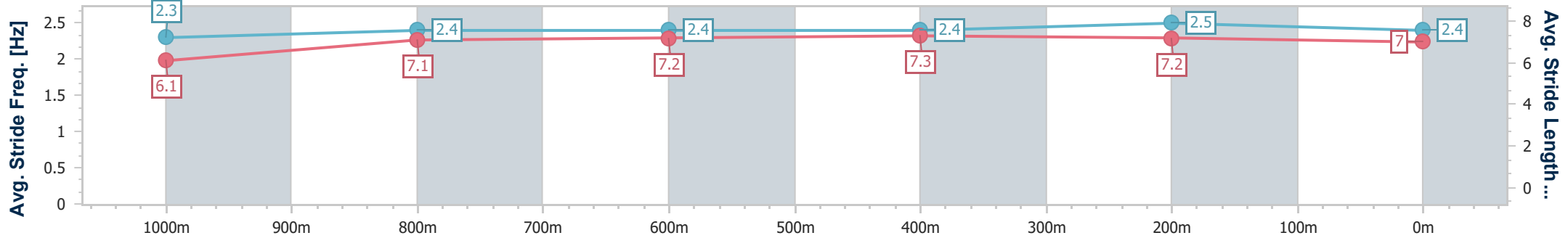
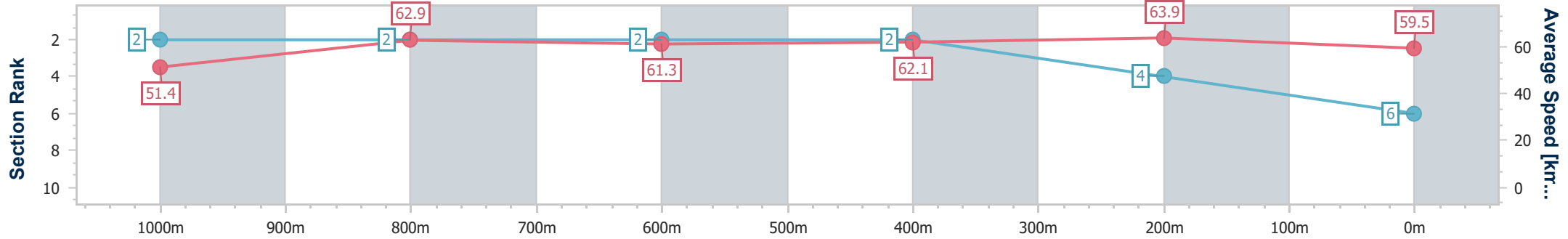
Sunshine Coast QLD Professional
Race 4: AUSTRALIAN ENERGY ANALYTICS Class 3 Plate - 1200m



17 September 2023 - 14:46

Track Rating: Good 4, Weather: Fine, Rail Position: +2m Entire

Section	Overall	1000m	800m	600m	400m	200m
Section Times	1:12.59 [6] (0:14.04)	0:58.55 [2] (0:11.53)	0:47.02 [2] (0:11.93)	0:35.09 [2] (0:11.71)	0:23.38 [2] (0:11.27)	0:12.11 [4] (0:12.11)
Average Speed [km/h]	51.4	62.9	61.3	62.1	63.9	59.5
Top Speed [km/h]	61.6	64.6	62.4	63.9	64.2	62.5
Avg. Dist. to Rail [m]	6.5	3.6	2.6	1.6	5.1	6.4
Avg. Stride Freq. [Hz]	2.3	2.4	2.4	2.4	2.5	2.4
Avg. Stride Length [m]	6.1	7.1	7.2	7.3	7.2	7.0



- [] Ranking at each section and finish
- .-.- No data available at this section
- NA No data available



Horse/Jockey Name	Keeta
Final Rank	7
Fastest Section Time (Section)	0:11.23 (400m)
Top Speed [km/h] (Section)	65.9 (400m)
Race State	Finished



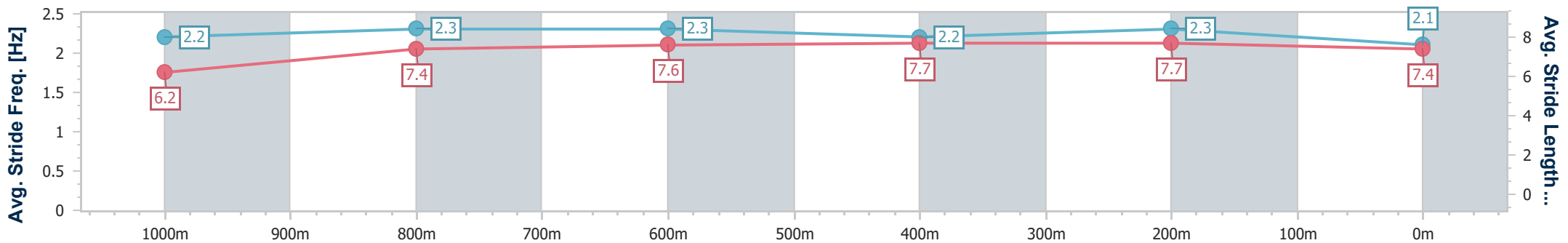
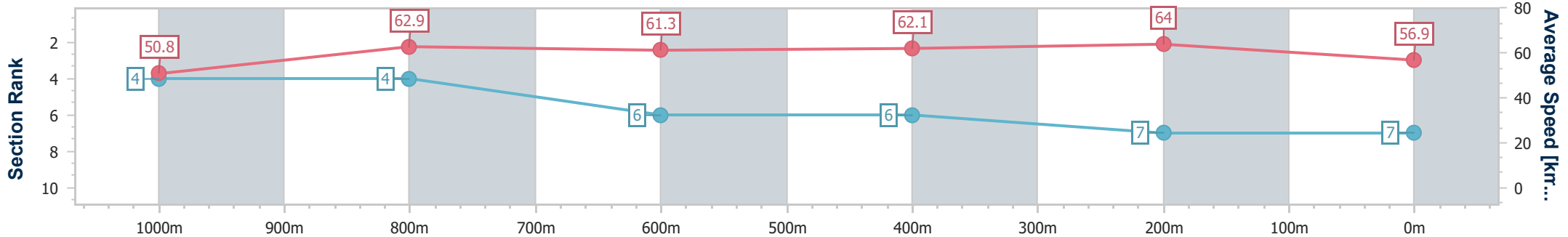
Sunshine Coast QLD Professional
Race 4: AUSTRALIAN ENERGY ANALYTICS Class 3 Plate - 1200m



17 September 2023 - 14:46

Track Rating: Good 4, Weather: Fine, Rail Position: +2m Entire

Section	Overall	1000m	800m	600m	400m	200m
Section Times	1:13.41 [7] (0:14.17)	0:59.24 [4] (0:11.53)	0:47.71 [4] (0:12.04)	0:35.67 [6] (0:11.77)	0:23.90 [6] (0:11.23)	0:12.67 [7] (0:12.67)
Average Speed [km/h]	50.8	62.9	61.3	62.1	64.0	56.9
Top Speed [km/h]	63.4	64.5	62.2	64.9	65.9	60.9
Avg. Dist. to Rail [m]	4.2	3.2	3.4	2.7	4.7	4.9
Avg. Stride Freq. [Hz]	2.2	2.3	2.3	2.2	2.3	2.1
Avg. Stride Length [m]	6.2	7.4	7.6	7.7	7.7	7.4



- [] Ranking at each section and finish
- .-.- No data available at this section
- NA No data available