



Sunshine Coast QLD Professional
Race 2: PROFESSIONALS ON THE COAST REALTY QTIS Three-Year-Old
Fillies Maiden Handicap - 1200m
17 September 2023 - 13:36



Track Rating: Good 4, Weather: Fine, Rail Position: +2m Entire

Section		Field Times											
Overall	1000m	800m	600m	400m	200m	Last 600m							
1:11.78 (0:13.80)	0:57.98 (0:11.54)	0:46.44 (0:11.63)	0:34.81 (0:11.51)	0:23.30 (0:11.24)	0:12.06 (0:12.06)	0:34.81							
Rank	TAB	Horse/Jockey	Barrier	Top Speed [km/h]	Fastest Section	Overall	1000m	800m	600m	400m	200m	Margin	Distance Travelled [m]
1	2	OBEROI PRINCESS Kyle Wilson-Taylor	1	67.4 400m	0:10.92 400m	1:11.78 [1] (0:13.81)	0:57.97 [2] (0:11.70)	0:46.27 [3] (0:11.82)	0:34.45 [3] (0:11.47)	0:22.98 [3] (0:10.92)	0:12.06 [1] (0:12.06)	1:11.78	0:34.45
2	1	FIND MY CALM Taylor Marshall	11	66.0 Overall	0:11.37 400m	1:12.07 [2] (0:13.80)	0:58.27 [1] (0:11.54)	0:46.73 [1] (0:11.63)	0:35.10 [1] (0:11.51)	0:23.59 [1] (0:11.37)	0:12.22 [2] (0:12.22)	1.5L	0:35.10 -5
3	3	DIBBA DOBBA Jaden Lloyd	5	65.2 Overall	0:11.39 400m	1:12.33 [3] (0:13.94)	0:58.39 [3] (0:11.44)	0:46.95 [2] (0:11.64)	0:35.31 [2] (0:11.52)	0:23.79 [2] (0:11.39)	0:12.40 [3] (0:12.40)	3L	0:35.31 -1
4	14	NIC'S DREAM Luke Tarrant	2	64.0 600m	0:11.35 400m	1:12.35 [4] (0:14.26)	0:58.09 [4] (0:11.74)	0:46.35 [5] (0:11.58)	0:34.77 [4] (0:11.48)	0:23.29 [4] (0:11.35)	0:11.94 [4] (0:11.94)	3.1L	0:34.77 -5
5	8	PRETTY LITTLE LIAR Damien Thornton	8	65.6 400m	0:11.16 400m	1:12.83 [5] (0:14.64)	0:58.19 [9] (0:11.80)	0:46.39 [9] (0:11.67)	0:34.72 [9] (0:11.52)	0:23.20 [7] (0:11.16)	0:12.04 [5] (0:12.04)	5.9L	0:34.72 +3
6	6	EXFOLIATE Ben Thompson	4	64.0 400m	0:11.40 400m	1:13.00 [6] (0:14.53)	0:58.47 [8] (0:11.73)	0:46.74 [8] (0:11.66)	0:35.08 [7] (0:11.72)	0:23.36 [8] (0:11.40)	0:11.96 [6] (0:11.96)	6.9L	0:35.08 +1
7	9	TORQUE ABOUT MAGIC Bailey Wheeler	13	65.5 400m	0:11.21 400m	1:13.09 [7] (0:14.81)	0:58.28 [10] (0:11.69)	0:46.59 [10] (0:11.69)	0:34.90 [10] (0:11.73)	0:23.17 [10] (0:11.21)	0:11.96 [9] (0:11.96)	7.3L	0:34.90 +1
8	11	BALLROOM BLITZ Ronald Simpson	12	63.5 800m	0:11.66 400m	1:13.55 [8] (0:14.30)	0:59.25 [6] (0:11.69)	0:47.56 [4] (0:11.67)	0:35.89 [6] (0:11.80)	0:24.09 [6] (0:11.66)	0:12.43 [8] (0:12.43)	9.8L	0:35.89 +0
9	4	ANTILLES Samantha Collett	6	63.9 Overall	0:11.57 400m	1:13.69 [9] (0:14.52)	0:59.17 [7] (0:11.73)	0:47.44 [7] (0:11.76)	0:35.68 [8] (0:11.83)	0:23.85 [9] (0:11.57)	0:12.28 [10] (0:12.28)	10.6L	0:35.68 -3
10	13	THE UNDERGROUND Justin Stanley	3	63.6 800m	0:11.61 800m	1:14.10 [10] (0:14.27)	0:59.83 [5] (0:11.73)	0:48.10 [6] (0:11.61)	0:36.49 [5] (0:11.67)	0:24.82 [5] (0:11.81)	0:13.01 [7] (0:13.01)	12.9L	0:36.49 +0

Scratched: Cerared (#5), Pele Princess (#7), Zonto Wilberforce (#10), Kelanoa (#12)

[] Ranking at each section and finish
 -:-:- No data available at this section
 NA No data available
 SCN Saddle cloth number
 DNF Did not finish
 DNT Did not track



Horse/Jockey Name	Oberoi Princess
Final Rank	1
Fastest Section Time (Section)	0:10.92 (400m)
Top Speed [km/h] (Section)	67.4 (400m)
Race State	Finished



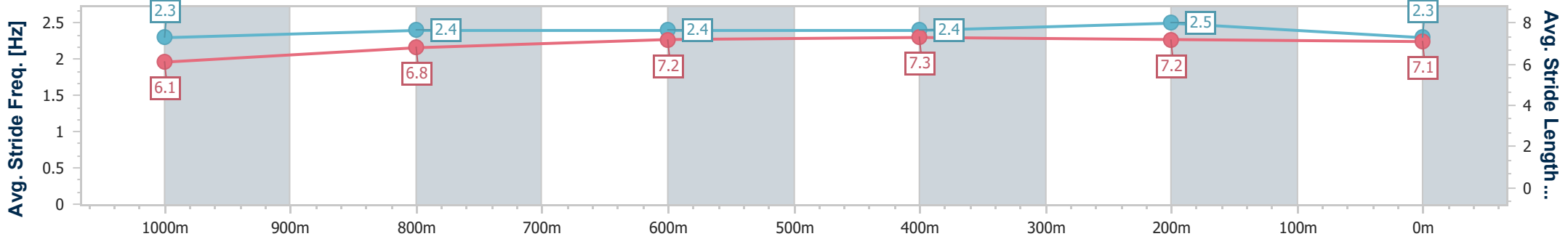
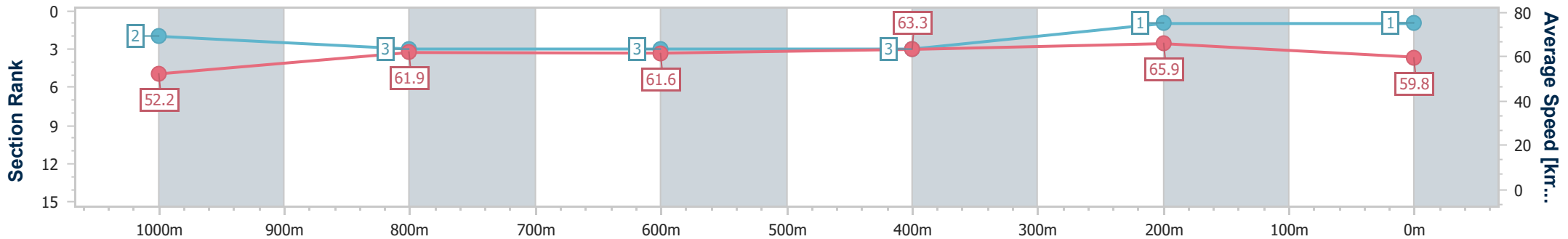
Sunshine Coast QLD Professional
 Race 2: PROFESSIONALS ON THE COAST REALTY QTIS Three
 -Year-Old Fillies Maiden Handicap - 1200m



17 September 2023 - 13:36

Track Rating: Good 4, Weather: Fine, Rail Position: +2m Entire

Section	Overall	1000m	800m	600m	400m	200m
Section Times	1:11.78 [1] (0:13.81)	0:57.97 [2] (0:11.70)	0:46.27 [3] (0:11.82)	0:34.45 [3] (0:11.47)	0:22.98 [3] (0:10.92)	0:12.06 [1] (0:12.06)
Average Speed [km/h]	52.2	61.9	61.6	63.3	65.9	59.8
Top Speed [km/h]	65.3	65.3	63.9	64.9	67.4	63.1
Avg. Dist. to Rail [m]	3.2	2.3	1.8	1.6	5.5	6.3
Avg. Stride Freq. [Hz]	2.3	2.4	2.4	2.4	2.5	2.3
Avg. Stride Length [m]	6.1	6.8	7.2	7.3	7.2	7.1



- [] Ranking at each section and finish
- .-.-.- No data available at this section
- NA No data available



Horse/Jockey Name	Find My Calm
Final Rank	2
Fastest Section Time (Section)	0:11.37 (400m)
Top Speed [km/h] (Section)	66.0 (Overall)
Race State	Finished



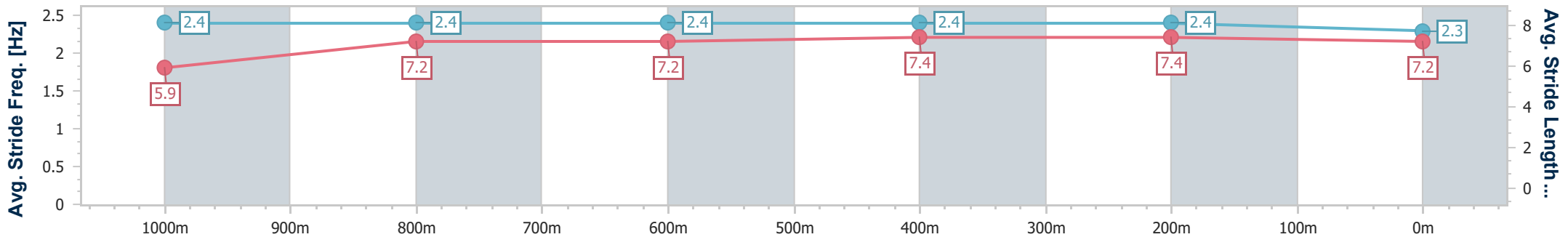
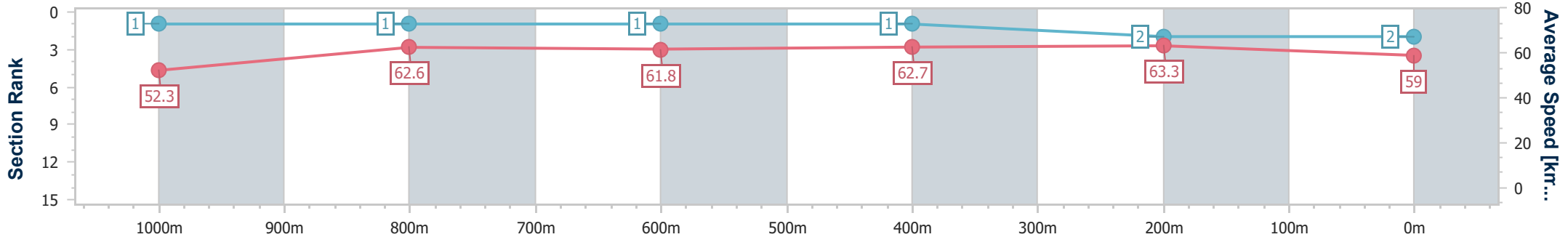
Sunshine Coast QLD Professional
 Race 2: PROFESSIONALS ON THE COAST REALTY QTIS Three
 -Year-Old Fillies Maiden Handicap - 1200m



17 September 2023 - 13:36

Track Rating: Good 4, Weather: Fine, Rail Position: +2m Entire

Section	Overall	1000m	800m	600m	400m	200m
Section Times	1:12.07 [2] (0:13.80)	0:58.27 [1] (0:11.54)	0:46.73 [1] (0:11.63)	0:35.10 [1] (0:11.51)	0:23.59 [1] (0:11.37)	0:12.22 [2] (0:12.22)
Average Speed [km/h]	52.3	62.6	61.8	62.7	63.3	59.0
Top Speed [km/h]	66.0	66.0	64.2	64.2	64.4	62.2
Avg. Dist. to Rail [m]	8.1	1.9	0.4	0.6	2.9	3.8
Avg. Stride Freq. [Hz]	2.4	2.4	2.4	2.4	2.4	2.3
Avg. Stride Length [m]	5.9	7.2	7.2	7.4	7.4	7.2



- [] Ranking at each section and finish
- .-.- No data available at this section
- NA No data available



Horse/Jockey Name	Dibba Dobba
Final Rank	3
Fastest Section Time (Section)	0:11.39 (400m)
Top Speed [km/h] (Section)	65.2 (Overall)
Race State	Finished



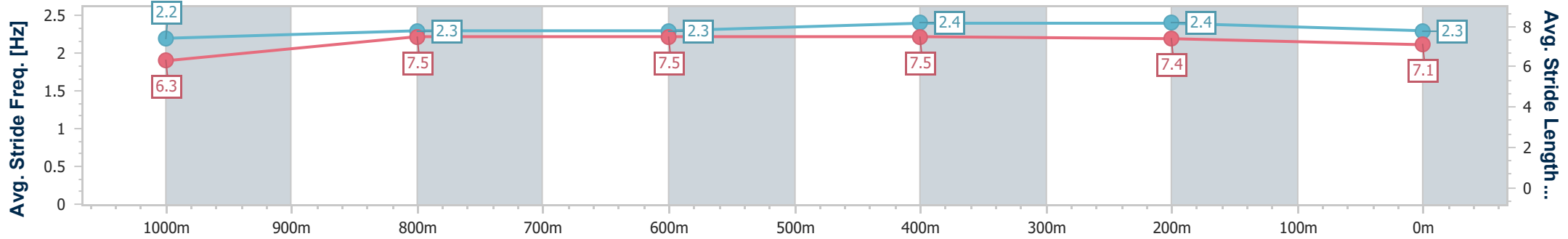
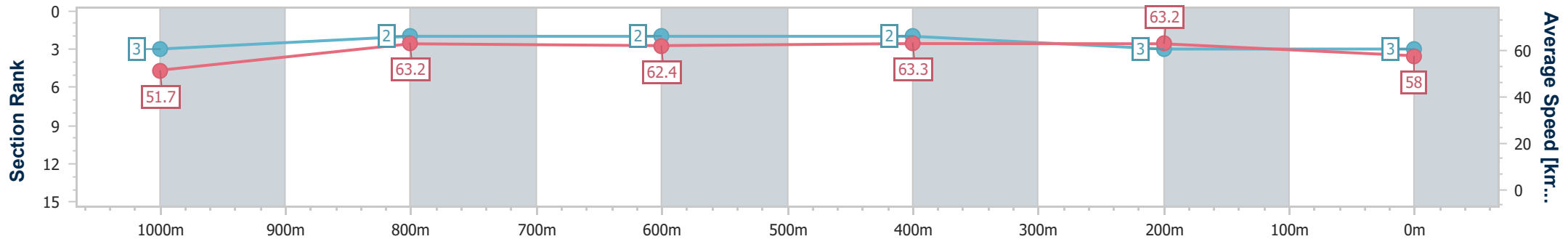
Sunshine Coast QLD Professional
 Race 2: PROFESSIONALS ON THE COAST REALTY QTIS Three
 -Year-Old Fillies Maiden Handicap - 1200m



17 September 2023 - 13:36

Track Rating: Good 4, Weather: Fine, Rail Position: +2m Entire

Section	Overall	1000m	800m	600m	400m	200m
Section Times	1:12.33 [3] (0:13.94)	0:58.39 [3] (0:11.44)	0:46.95 [2] (0:11.64)	0:35.31 [2] (0:11.52)	0:23.79 [2] (0:11.39)	0:12.40 [3] (0:12.40)
Average Speed [km/h]	51.7	63.2	62.4	63.3	63.2	58.0
Top Speed [km/h]	65.2	64.6	63.9	64.1	64.8	60.5
Avg. Dist. to Rail [m]	5.4	2.2	1.6	1.9	3.8	4.9
Avg. Stride Freq. [Hz]	2.2	2.3	2.3	2.4	2.4	2.3
Avg. Stride Length [m]	6.3	7.5	7.5	7.5	7.4	7.1



- [] Ranking at each section and finish
- .-.- No data available at this section
- NA No data available



Horse/Jockey Name	Nic's Dream
Final Rank	4
Fastest Section Time (Section)	0:11.35 (400m)
Top Speed [km/h] (Section)	64.0 (600m)
Race State	Finished



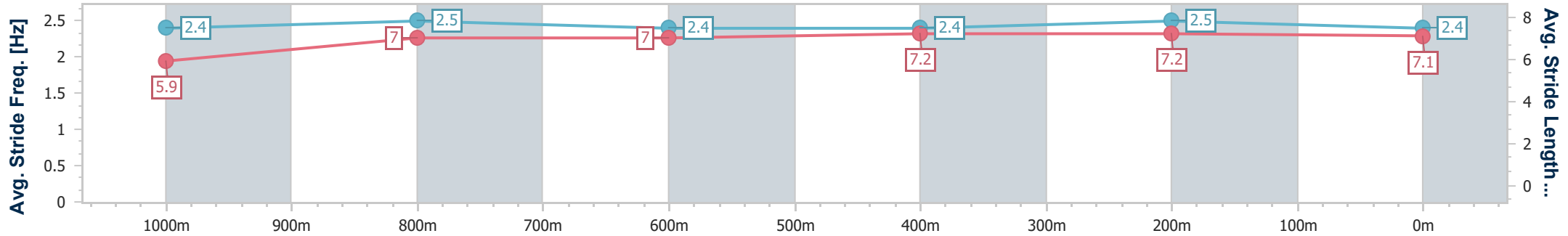
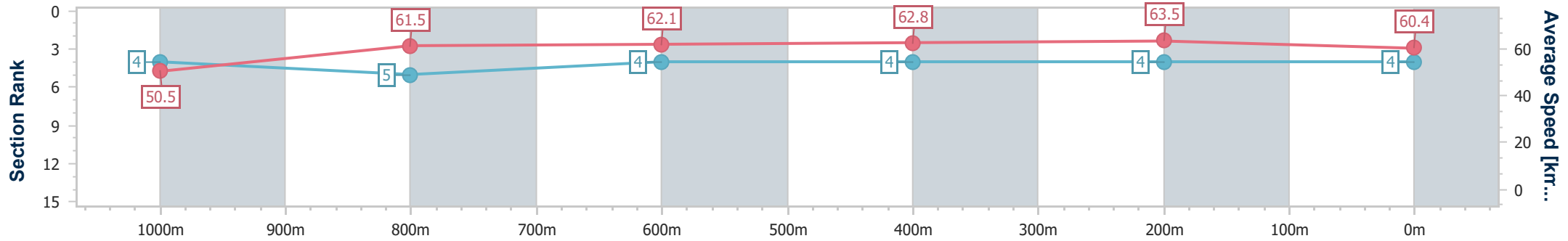
Sunshine Coast QLD Professional
 Race 2: PROFESSIONALS ON THE COAST REALTY QTIS Three
 -Year-Old Fillies Maiden Handicap - 1200m



17 September 2023 - 13:36

Track Rating: Good 4, Weather: Fine, Rail Position: +2m Entire

Section	Overall	1000m	800m	600m	400m	200m
Section Times	1:12.35 [4] (0:14.26)	0:58.09 [4] (0:11.74)	0:46.35 [5] (0:11.58)	0:34.77 [4] (0:11.48)	0:23.29 [4] (0:11.35)	0:11.94 [4] (0:11.94)
Average Speed [km/h]	50.5	61.5	62.1	62.8	63.5	60.4
Top Speed [km/h]	63.1	63.5	63.7	64.0	63.9	62.6
Avg. Dist. to Rail [m]	3.0	1.3	0.3	0.4	2.4	5.6
Avg. Stride Freq. [Hz]	2.4	2.5	2.4	2.4	2.5	2.4
Avg. Stride Length [m]	5.9	7.0	7.0	7.2	7.2	7.1



- [] Ranking at each section and finish
- .-.- No data available at this section
- NA No data available



Horse/Jockey Name	Pretty Little Liar
Final Rank	5
Fastest Section Time (Section)	0:11.16 (400m)
Top Speed [km/h] (Section)	65.6 (400m)
Race State	Finished



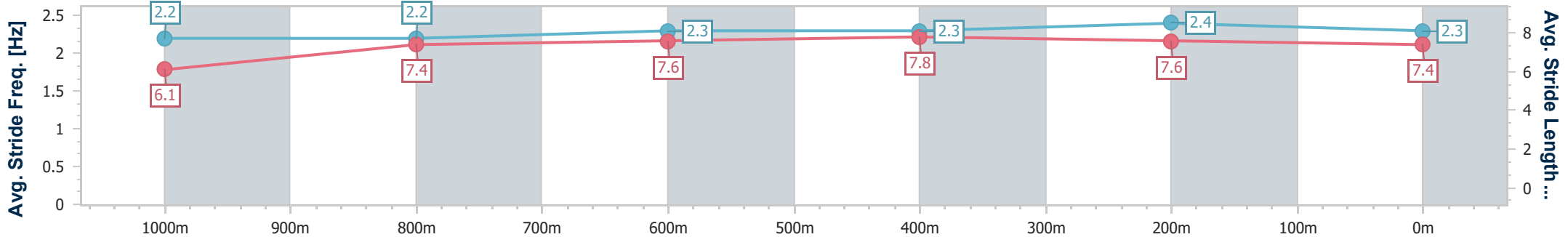
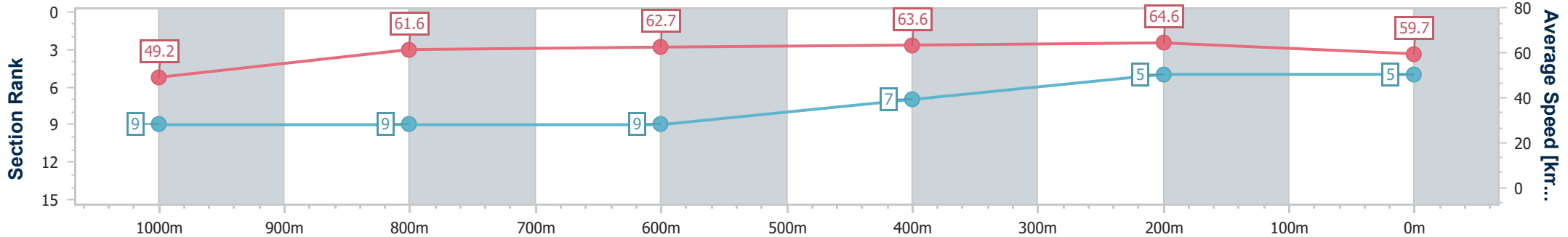
Sunshine Coast QLD Professional
 Race 2: PROFESSIONALS ON THE COAST REALTY QTIS Three
 -Year-Old Fillies Maiden Handicap - 1200m



17 September 2023 - 13:36

Track Rating: Good 4, Weather: Fine, Rail Position: +2m Entire

Section	Overall	1000m	800m	600m	400m	200m
Section Times	1:12.83 [5] (0:14.64)	0:58.19 [9] (0:11.80)	0:46.39 [9] (0:11.67)	0:34.72 [9] (0:11.52)	0:23.20 [7] (0:11.16)	0:12.04 [5] (0:12.04)
Average Speed [km/h]	49.2	61.6	62.7	63.6	64.6	59.7
Top Speed [km/h]	61.2	62.8	64.9	64.8	65.6	62.5
Avg. Dist. to Rail [m]	7.5	3.7	2.8	2.9	6.8	8.1
Avg. Stride Freq. [Hz]	2.2	2.2	2.3	2.3	2.4	2.3
Avg. Stride Length [m]	6.1	7.4	7.6	7.8	7.6	7.4



- [] Ranking at each section and finish
- .-.- No data available at this section
- NA No data available



Horse/Jockey Name	Exfoliate
Final Rank	6
Fastest Section Time (Section)	0:11.40 (400m)
Top Speed [km/h] (Section)	64.0 (400m)
Race State	Finished



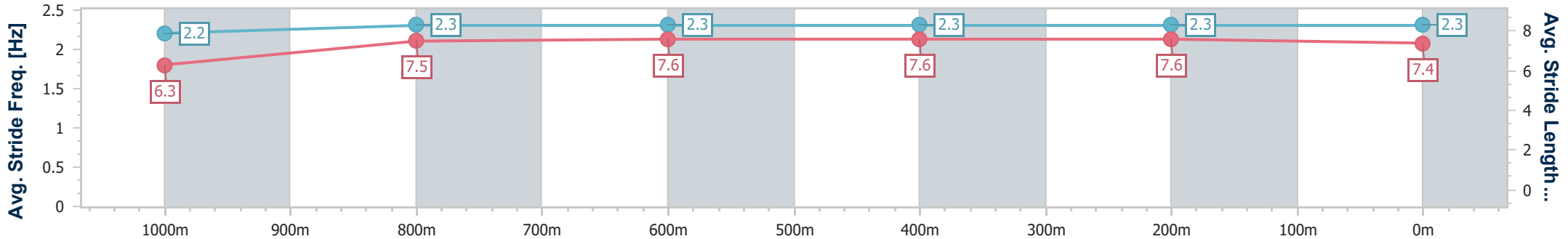
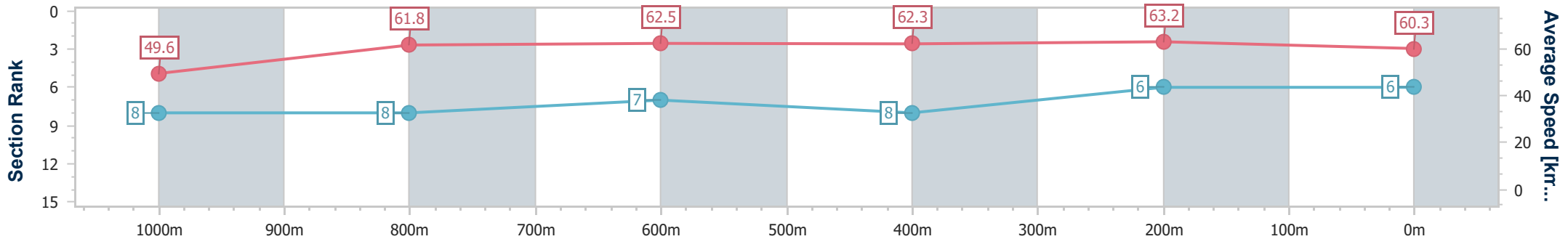
Sunshine Coast QLD Professional
 Race 2: PROFESSIONALS ON THE COAST REALTY QTIS Three
 -Year-Old Fillies Maiden Handicap - 1200m



17 September 2023 - 13:36

Track Rating: Good 4, Weather: Fine, Rail Position: +2m Entire

Section	Overall	1000m	800m	600m	400m	200m
Section Times	1:13.00 [6] (0:14.53)	0:58.47 [8] (0:11.73)	0:46.74 [8] (0:11.66)	0:35.08 [7] (0:11.72)	0:23.36 [8] (0:11.40)	0:11.96 [6] (0:11.96)
Average Speed [km/h]	49.6	61.8	62.5	62.3	63.2	60.3
Top Speed [km/h]	61.5	62.8	63.7	63.2	64.0	61.8
Avg. Dist. to Rail [m]	5.1	2.9	2.0	2.5	3.2	3.6
Avg. Stride Freq. [Hz]	2.2	2.3	2.3	2.3	2.3	2.3
Avg. Stride Length [m]	6.3	7.5	7.6	7.6	7.6	7.4



- [] Ranking at each section and finish
- .-.- No data available at this section
- NA No data available



Horse/Jockey Name	Torque About Magic
Final Rank	7
Fastest Section Time (Section)	0:11.21 (400m)
Top Speed [km/h] (Section)	65.5 (400m)
Race State	Finished



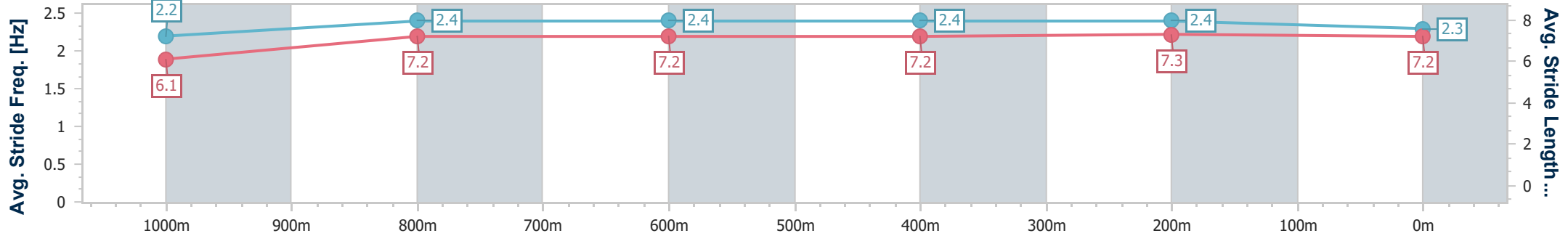
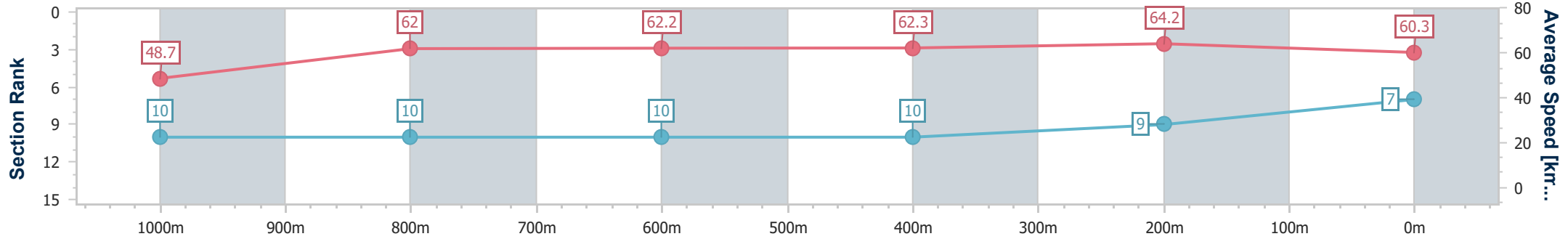
Sunshine Coast QLD Professional
 Race 2: PROFESSIONALS ON THE COAST REALTY QTIS Three
 -Year-Old Fillies Maiden Handicap - 1200m



17 September 2023 - 13:36

Track Rating: Good 4, Weather: Fine, Rail Position: +2m Entire

Section	Overall	1000m	800m	600m	400m	200m
Section Times	1:13.09 [7] (0:14.81)	0:58.28 [10] (0:11.69)	0:46.59 [10] (0:11.69)	0:34.90 [10] (0:11.73)	0:23.17 [10] (0:11.21)	0:11.96 [9] (0:11.96)
Average Speed [km/h]	48.7	62.0	62.2	62.3	64.2	60.3
Top Speed [km/h]	61.2	64.5	65.2	65.5	65.5	63.6
Avg. Dist. to Rail [m]	9.4	2.8	1.6	2.5	5.7	7.7
Avg. Stride Freq. [Hz]	2.2	2.4	2.4	2.4	2.4	2.3
Avg. Stride Length [m]	6.1	7.2	7.2	7.2	7.3	7.2



- [] Ranking at each section and finish
- .-.- No data available at this section
- NA No data available



Horse/Jockey Name	Ballroom Blitz
Final Rank	8
Fastest Section Time (Section)	0:11.66 (400m)
Top Speed [km/h] (Section)	63.5 (800m)
Race State	Finished



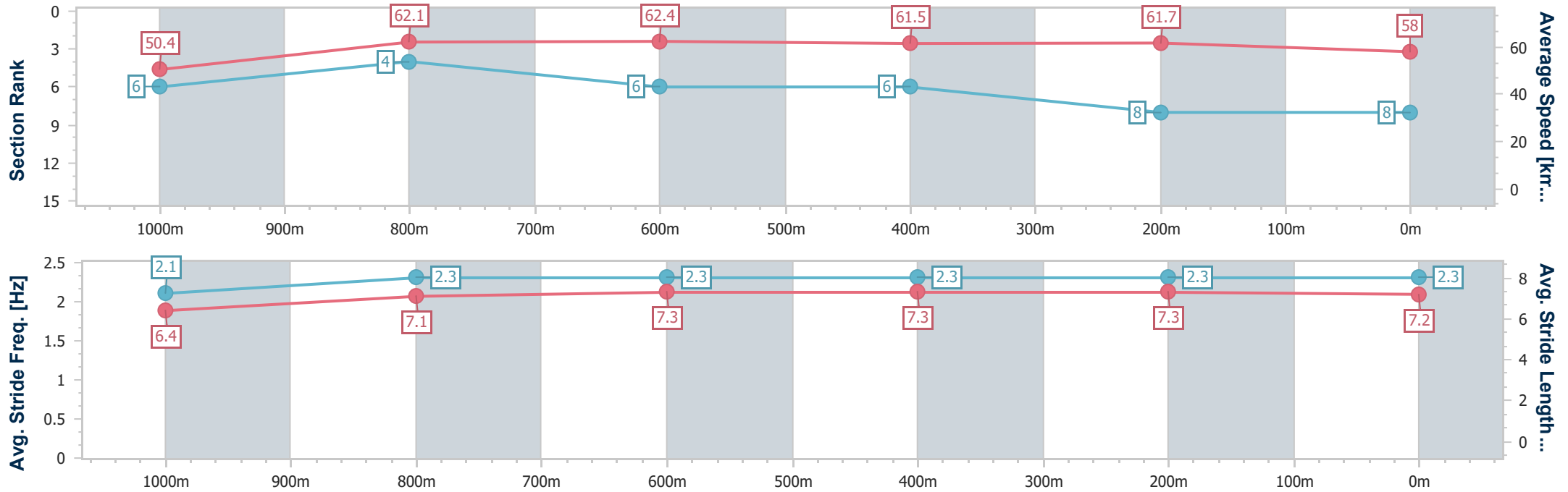
Sunshine Coast QLD Professional
 Race 2: PROFESSIONALS ON THE COAST REALTY QTIS Three
 -Year-Old Fillies Maiden Handicap - 1200m



17 September 2023 - 13:36

Track Rating: Good 4, Weather: Fine, Rail Position: +2m Entire

Section	Overall	1000m	800m	600m	400m	200m
Section Times	1:13.55 [8] (0:14.30)	0:59.25 [6] (0:11.69)	0:47.56 [4] (0:11.67)	0:35.89 [6] (0:11.80)	0:24.09 [6] (0:11.66)	0:12.43 [8] (0:12.43)
Average Speed [km/h]	50.4	62.1	62.4	61.5	61.7	58.0
Top Speed [km/h]	63.3	62.8	63.5	62.3	62.3	61.1
Avg. Dist. to Rail [m]	8.9	4.1	1.9	1.3	3.3	5.9
Avg. Stride Freq. [Hz]	2.1	2.3	2.3	2.3	2.3	2.3
Avg. Stride Length [m]	6.4	7.1	7.3	7.3	7.3	7.2



- [] Ranking at each section and finish
- .-.- No data available at this section
- NA No data available



Horse/Jockey Name	Antilles
Final Rank	9
Fastest Section Time (Section)	0:11.57 (400m)
Top Speed [km/h] (Section)	63.9 (Overall)
Race State	Finished



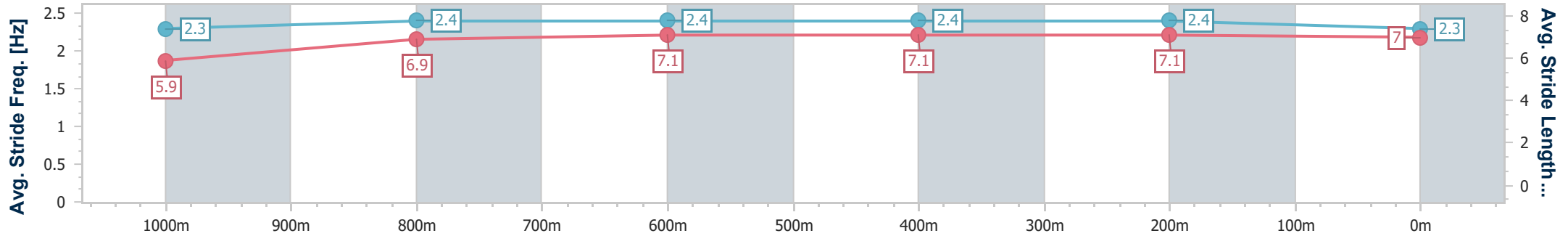
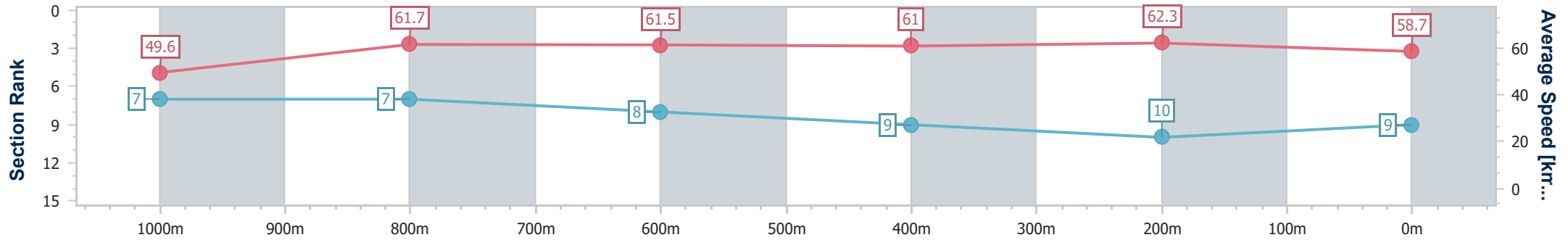
Sunshine Coast QLD Professional
 Race 2: PROFESSIONALS ON THE COAST REALTY QTIS Three
 -Year-Old Fillies Maiden Handicap - 1200m



17 September 2023 - 13:36

Track Rating: Good 4, Weather: Fine, Rail Position: +2m Entire

Section	Overall	1000m	800m	600m	400m	200m
Section Times	1:13.69 [9] (0:14.52)	0:59.17 [7] (0:11.73)	0:47.44 [7] (0:11.76)	0:35.68 [8] (0:11.83)	0:23.85 [9] (0:11.57)	0:12.28 [10] (0:12.28)
Average Speed [km/h]	49.6	61.7	61.5	61.0	62.3	58.7
Top Speed [km/h]	63.9	63.8	62.9	63.1	63.2	61.4
Avg. Dist. to Rail [m]	5.3	2.0	1.0	0.3	2.5	5.8
Avg. Stride Freq. [Hz]	2.3	2.4	2.4	2.4	2.4	2.3
Avg. Stride Length [m]	5.9	6.9	7.1	7.1	7.1	7.0



- [] Ranking at each section and finish
- .-.- No data available at this section
- NA No data available



Horse/Jockey Name	The Underground
Final Rank	10
Fastest Section Time (Section)	0:11.61 (800m)
Top Speed [km/h] (Section)	63.6 (800m)
Race State	Finished



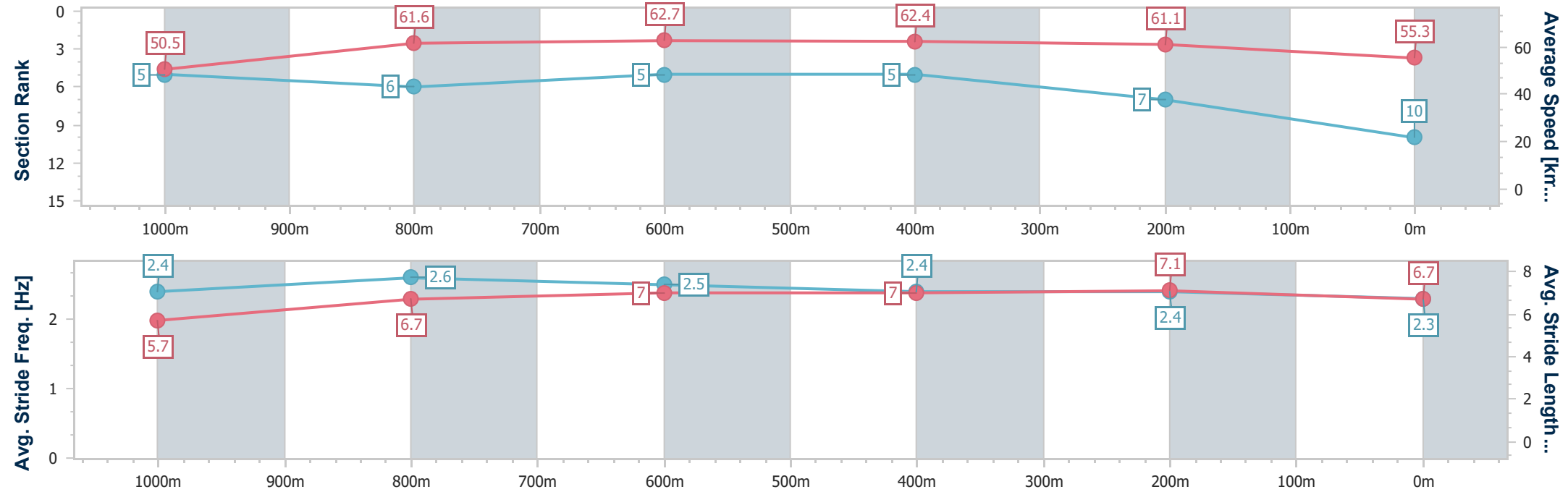
Sunshine Coast QLD Professional
 Race 2: PROFESSIONALS ON THE COAST REALTY QTIS Three
 -Year-Old Fillies Maiden Handicap - 1200m



17 September 2023 - 13:36

Track Rating: Good 4, Weather: Fine, Rail Position: +2m Entire

Section	Overall	1000m	800m	600m	400m	200m
Section Times	1:14.10 [10] (0:14.27)	0:59.83 [5] (0:11.73)	0:48.10 [6] (0:11.61)	0:36.49 [5] (0:11.67)	0:24.82 [5] (0:11.81)	0:13.01 [7] (0:13.01)
Average Speed [km/h]	50.5	61.6	62.7	62.4	61.1	55.3
Top Speed [km/h]	62.4	62.6	63.6	63.1	63.1	61.0
Avg. Dist. to Rail [m]	4.3	2.5	1.8	2.0	3.9	4.9
Avg. Stride Freq. [Hz]	2.4	2.6	2.5	2.4	2.4	2.3
Avg. Stride Length [m]	5.7	6.7	7.0	7.0	7.1	6.7



- [] Ranking at each section and finish
- .-.- No data available at this section
- NA No data available