



Eagle Farm QLD Professional
Race 9: LADBROKE IT! QTIS BENCHMARK 85 Handicap (4YO only QTIS
bonuses applicable) - 1500m
16 September 2023 - 16:49



BRISBANE
RACING CLUB

Track Rating: Good 4, Weather: Fine, Rail Position: +2m Entire Course

Section														
Field Times														
	Overall	1400m	1200m	1000m	800m	600m	400m	Last 600m						
	1:28.81 (0:07.80)	1:21.01 (0:10.70)	1:10.31 (0:11.20)	0:59.11 (0:11.63)	0:47.48 (0:11.71)	0:35.77 (0:11.77)	0:24.00 (0:11.64)	0:35.77						
Rank	TAB	Horse/Jockey	Barrier	Top Speed [km/h]	Fastest Section									Distance Travelled [m]
1	5	CANADIAN DANCER Justin Huxtable	8	65.2	0:07.95	1:28.81 [1] (0:07.95)	1:20.86 [3] (0:11.25)	1:09.61 [4] (0:11.45)	0:58.16 [4] (0:11.59)	0:46.57 [4] (0:11.47)	0:35.10 [4] (0:11.30)	0:23.80 [3] (0:11.44)	0:35.10	
2	1	INDISPENSABLE Cejay Graham	6	65.8	0:07.95	1:29.22 [2] (0:07.95)	1:21.27 [4] (0:11.17)	1:10.10 [3] (0:11.24)	0:58.86 [3] (0:11.33)	0:47.53 [2] (0:11.67)	0:35.86 [2] (0:11.59)	0:24.27 [2] (0:11.69)	0:35.86	+5
3	9	STAR OF CHAOS Angela Jones	10	68.9	0:07.80	1:29.26 [3] (0:07.80)	1:21.46 [1] (0:10.70)	1:10.76 [1] (0:11.20)	0:59.56 [1] (0:11.63)	0:47.93 [1] (0:11.71)	0:36.22 [1] (0:11.77)	0:24.45 [1] (0:11.78)	0:36.22	+3
4	4	MOB BUSTER Jag Guthmann-Chester	3	65.5	0:08.23	1:29.38 [4] (0:08.23)	1:21.15 [6] (0:11.37)	1:09.78 [6] (0:11.37)	0:58.41 [5] (0:11.39)	0:47.02 [5] (0:11.44)	0:35.58 [5] (0:11.51)	0:24.07 [5] (0:11.77)	0:35.58	+7
5	6	EAGLEMONT Ashley Morgan	2	65.0	0:08.52	1:29.40 [5] (0:08.52)	1:20.88 [9] (0:11.56)	1:09.32 [9] (0:11.61)	0:57.71 [9] (0:11.35)	0:46.36 [10] (0:11.26)	0:35.10 [10] (0:11.35)	0:23.75 [7] (0:11.51)	0:35.10	-5
6	11	VIMINELE Georgina Cartwright	7	67.0	0:07.88	1:29.50 [6] (0:07.88)	1:21.62 [2] (0:10.98)	1:10.64 [2] (0:11.29)	0:59.35 [2] (0:11.57)	0:47.78 [3] (0:11.80)	0:35.98 [3] (0:11.57)	0:24.41 [4] (0:11.71)	0:35.98	+9
7	8	PHAISTOS Damien Thornton	5	64.4	0:08.04	1:29.76 [7] (0:08.04)	1:21.72 [5] (0:11.48)	1:10.24 [5] (0:11.49)	0:58.75 [6] (0:11.54)	0:47.21 [6] (0:11.51)	0:35.70 [6] (0:11.40)	0:24.30 [6] (0:11.69)	0:35.70	+2
8	3	THE RITZ Bailey Wheeler	11	66.5	0:08.55	1:29.80 [8] (0:08.55)	1:21.25 [10] (0:11.73)	1:09.52 [10] (0:11.44)	0:58.08 [10] (0:11.30)	0:46.78 [9] (0:11.25)	0:35.53 [9] (0:11.54)	0:23.99 [10] (0:11.46)	0:35.53	+13
9	2	SEA RAIDER Jake Molloy	1	64.6	0:08.26	1:29.99 [9] (0:08.26)	1:21.73 [7] (0:11.57)	1:10.16 [7] (0:11.54)	0:58.62 [7] (0:11.46)	0:47.16 [8] (0:11.37)	0:35.79 [7] (0:11.55)	0:24.24 [9] (0:11.66)	0:35.79	+0
10	7	MIYAKE Ben Thompson	9	65.4	0:08.30	1:32.18 [10] (0:08.30)	1:23.88 [8] (0:11.66)	1:12.22 [8] (0:11.41)	1:00.81 [8] (0:11.37)	0:49.44 [7] (0:11.47)	0:37.97 [8] (0:11.54)	0:26.43 [8] (0:12.05)	0:37.97	+8

Scratched: Too Hard To Refuse (#10)

[] Ranking at each section and finish
 -:-:- No data available at this section
 NA No data available

SCN Saddle cloth number
 DNF Did not finish
 DNT Did not track



Eagle Farm QLD Professional
Race 9: LADBROKE IT! QTIS BENCHMARK 85 Handicap (4YO only QTIS
bonuses applicable) - 1500m
16 September 2023 - 16:49



Track Rating: Good 4, Weather: Fine, Rail Position: +2m Entire Course

Section							200m			Last 600m
Field Times							0:12.36			0:35.77
							(0:12.36)			
Rank	TAB	Horse/Jockey	Barrier	Top Speed [km/h]	Fastest Section	Margin			Distance Travelled [m]	
1	5	CANADIAN DANCER Justin Huxtable	8	65.2 600m	0:07.95 Overall	0:12.36 [1] (0:12.36)	1:28.81			0:35.10
2	1	INDISPENSABLE Cejay Graham	6	65.8 1400m	0:07.95 Overall	0:12.58 [3] (0:12.58)	2.41L			0:35.86 +5
3	9	STAR OF CHAOS Angela Jones	10	68.9 1400m	0:07.80 Overall	0:12.67 [2] (0:12.67)	2.66L			0:36.22 +3
4	4	MOB BUSTER Jag Guthmann-Chester	3	65.5 1000m	0:08.23 Overall	0:12.30 [5] (0:12.30)	3.33L			0:35.58 +7
5	6	EAGLEMONT Ashley Morgan	2	65.0 1000m	0:08.52 Overall	0:12.24 [7] (0:12.24)	3.46L			0:35.10 -5
6	11	VIMINELE Georgina Cartwright	7	67.0 1400m	0:07.88 Overall	0:12.70 [4] (0:12.70)	4.04L			0:35.98 +9
7	8	PHAISTOS Damien Thornton	5	64.4 1400m	0:08.04 Overall	0:12.61 [6] (0:12.61)	5.58L			0:35.70 +2
8	3	THE RITZ Bailey Wheeler	11	66.5 1000m	0:08.55 Overall	0:12.53 [8] (0:12.53)	5.81L			0:35.53 +13
9	2	SEA RAIDER Jake Molloy	1	64.6 800m	0:08.26 Overall	0:12.58 [9] (0:12.58)	6.92L			0:35.79 +0
10	7	MIYAKE Ben Thompson	9	65.4 1200m	0:08.30 Overall	0:14.38 [10] (0:14.38)	19.84L			0:37.97 +8

Scratched: Too Hard To Refuse (#10)

[] Ranking at each section and finish
 -:-:- No data available at this section
 NA No data available

SCN Saddle cloth number
 DNF Did not finish
 DNT Did not track



Horse/Jockey Name	Canadian Dancer
Final Rank	1
Fastest Section Time (Section)	0:07.95 (Overall)
Top Speed [km/h] (Section)	65.2 (600m)
Race State	Finished



Eagle Farm QLD Professional
 Race 9: LADBROKE IT! QTIS BENCHMARK 85 Handicap (4YO
 only QTIS bonuses applicable) - 1500m

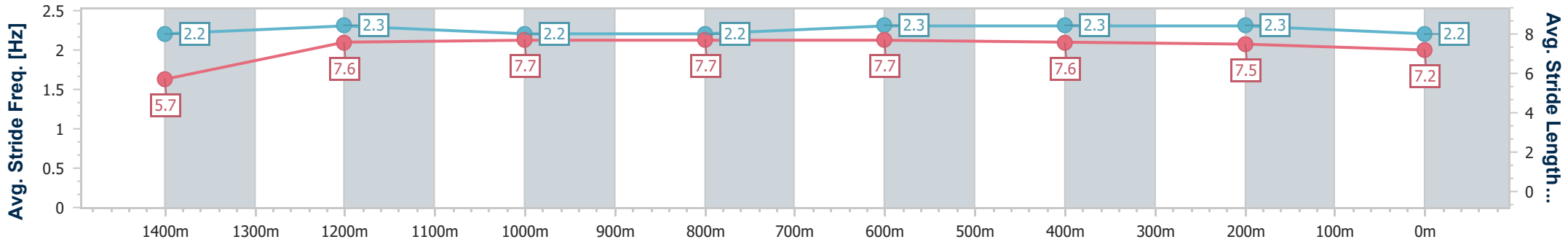
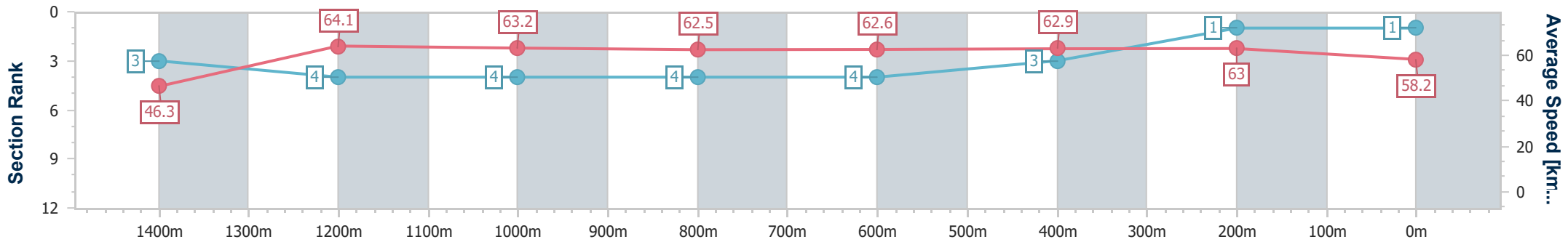


16 September 2023 - 16:49

Track Rating: Good 4, Weather: Fine, Rail Position: +2m Entire Course

BRISBANE
 RACING CLUB

Section	Overall	1400m	1200m	1000m	800m	600m	400m	200m
Section Times	1:28.81 [1] (0:07.95)	1:20.86 [3] (0:11.25)	1:09.61 [4] (0:11.45)	0:58.16 [4] (0:11.59)	0:46.57 [4] (0:11.47)	0:35.10 [4] (0:11.30)	0:23.80 [3] (0:11.44)	0:12.36 [1] (0:12.36)
Average Speed [km/h]	46.3	64.1	63.2	62.5	62.6	62.9	63.0	58.2
Top Speed [km/h]	61.8	65.1	64.5	63.2	63.6	65.2	63.7	61.6
Avg. Dist. to Rail [m]	16.9	4.0	3.1	1.8	0.7	2.5	0.8	2.3
Avg. Stride Freq. [Hz]	2.2	2.3	2.2	2.2	2.3	2.3	2.3	2.2
Avg. Stride Length [m]	5.7	7.6	7.7	7.7	7.7	7.6	7.5	7.2



- [] Ranking at each section and finish
- .-.- No data available at this section
- NA No data available



Horse/Jockey Name	Indispensable
Final Rank	2
Fastest Section Time (Section)	0:07.95 (Overall)
Top Speed [km/h] (Section)	65.8 (1400m)
Race State	Finished



Eagle Farm QLD Professional
 Race 9: LADBROKE IT! QTIS BENCHMARK 85 Handicap (4YO
 only QTIS bonuses applicable) - 1500m

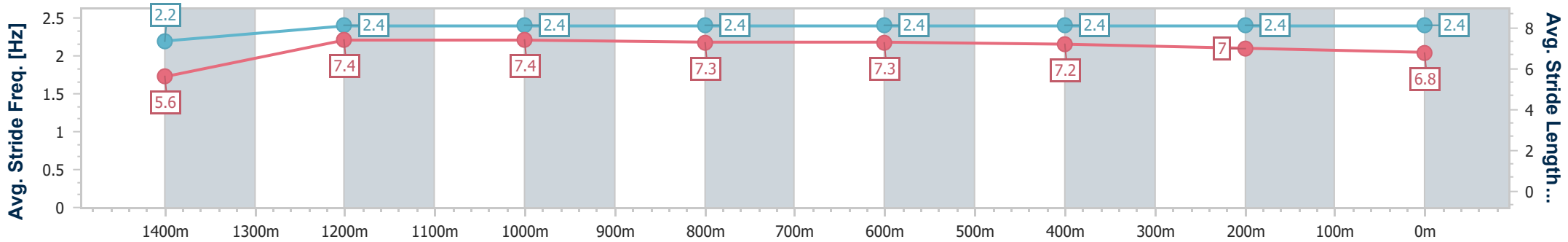
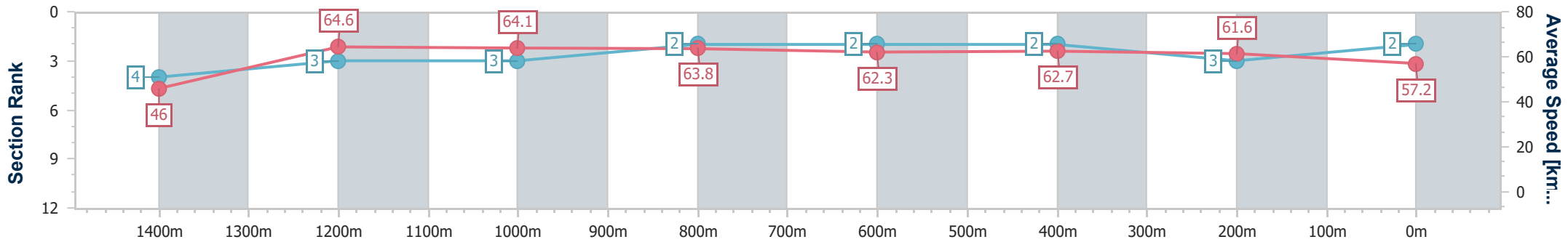


BRISBANE
 RACING CLUB

16 September 2023 - 16:49

Track Rating: Good 4, Weather: Fine, Rail Position: +2m Entire Course

Section	Overall	1400m	1200m	1000m	800m	600m	400m	200m
Section Times	1:29.22 [2] (0:07.95)	1:21.27 [4] (0:11.17)	1:10.10 [3] (0:11.24)	0:58.86 [3] (0:11.33)	0:47.53 [2] (0:11.67)	0:35.86 [2] (0:11.59)	0:24.27 [2] (0:11.69)	0:12.58 [3] (0:12.58)
Average Speed [km/h]	46.0	64.6	64.1	63.8	62.3	62.7	61.6	57.2
Top Speed [km/h]	64.2	65.8	65.4	65.3	63.2	63.9	62.9	60.6
Avg. Dist. to Rail [m]	14.7	1.6	0.6	0.9	2.1	1.9	5.1	4.7
Avg. Stride Freq. [Hz]	2.2	2.4	2.4	2.4	2.4	2.4	2.4	2.4
Avg. Stride Length [m]	5.6	7.4	7.4	7.3	7.3	7.2	7.0	6.8



- [] Ranking at each section and finish
- .-.- No data available at this section
- NA No data available



Horse/Jockey Name	Star Of Chaos
Final Rank	3
Fastest Section Time (Section)	0:07.80 (Overall)
Top Speed [km/h] (Section)	68.9 (1400m)
Race State	Finished



Eagle Farm QLD Professional
 Race 9: LADBROKE IT! QTIS BENCHMARK 85 Handicap (4YO
 only QTIS bonuses applicable) - 1500m

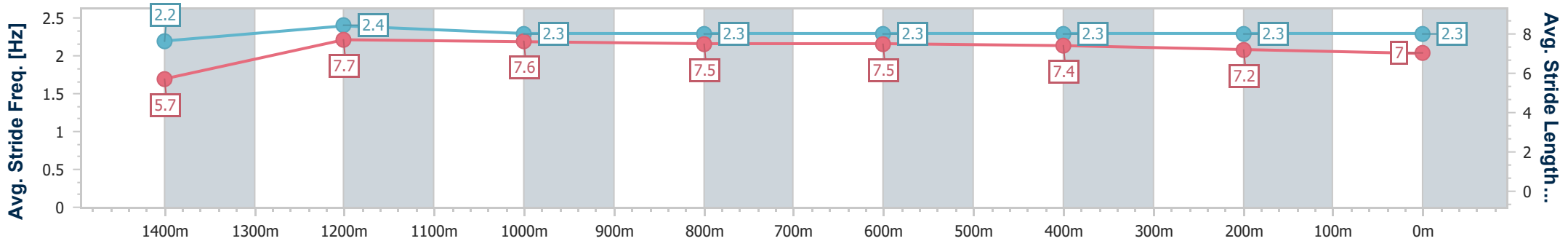
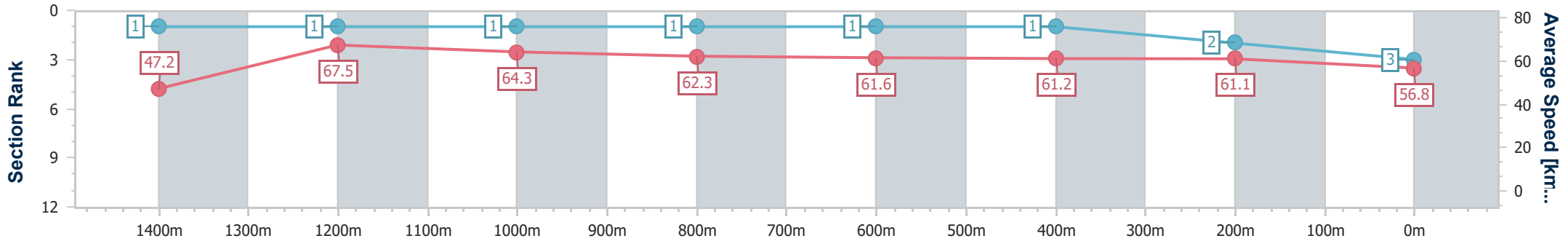


BRISBANE
 RACING CLUB

16 September 2023 - 16:49

Track Rating: Good 4, Weather: Fine, Rail Position: +2m Entire Course

Section	Overall	1400m	1200m	1000m	800m	600m	400m	200m
Section Times	1:29.26 [3] (0:07.80)	1:21.46 [1] (0:10.70)	1:10.76 [1] (0:11.20)	0:59.56 [1] (0:11.63)	0:47.93 [1] (0:11.71)	0:36.22 [1] (0:11.77)	0:24.45 [1] (0:11.78)	0:12.67 [2] (0:12.67)
Average Speed [km/h]	47.2	67.5	64.3	62.3	61.6	61.2	61.1	56.8
Top Speed [km/h]	64.2	68.9	66.7	63.1	62.2	62.2	62.1	59.6
Avg. Dist. to Rail [m]	18.5	4.2	1.4	1.2	0.6	0.4	2.9	3.8
Avg. Stride Freq. [Hz]	2.2	2.4	2.3	2.3	2.3	2.3	2.3	2.3
Avg. Stride Length [m]	5.7	7.7	7.6	7.5	7.5	7.4	7.2	7.0



- [] Ranking at each section and finish
- .-.- No data available at this section
- NA No data available



Horse/Jockey Name	Mob Buster
Final Rank	4
Fastest Section Time (Section)	0:08.23 (Overall)
Top Speed [km/h] (Section)	65.5 (1000m)
Race State	Finished



Eagle Farm QLD Professional
 Race 9: LADBROKE IT! QTIS BENCHMARK 85 Handicap (4YO
 only QTIS bonuses applicable) - 1500m

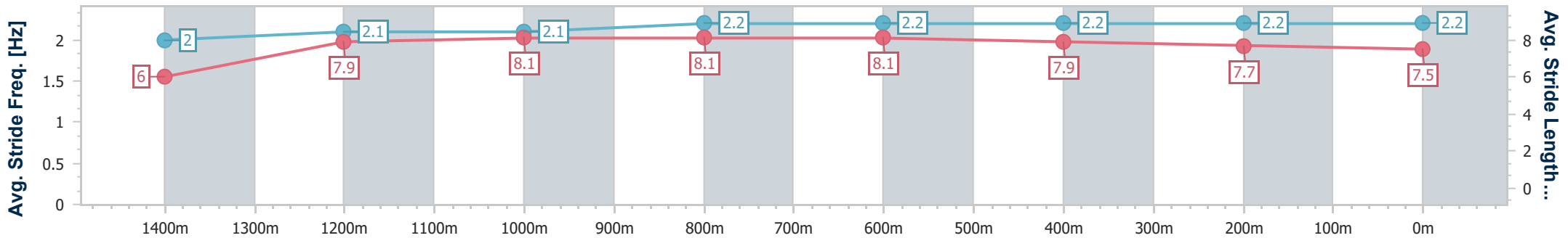
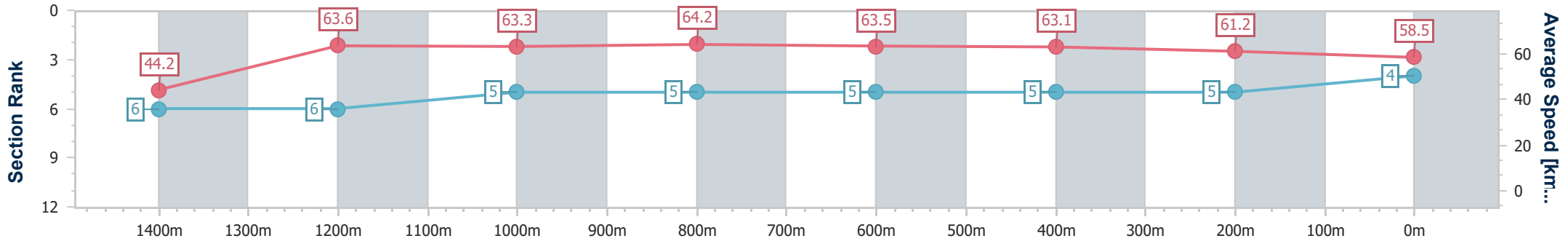


BRISBANE
 RACING CLUB

16 September 2023 - 16:49

Track Rating: Good 4, Weather: Fine, Rail Position: +2m Entire Course

Section	Overall	1400m	1200m	1000m	800m	600m	400m	200m						
Section Times	1:29.38 [4] (0:08.23)	1:21.15 [6] (0:11.37)	1:09.78 [6] (0:11.37)	0:58.41 [5] (0:11.39)	0:47.02 [5] (0:11.44)	0:35.58 [5] (0:11.51)	0:24.07 [5] (0:11.77)	0:12.30 [5] (0:12.30)						
Average Speed [km/h]	44.2	63.6	63.3	64.2	63.5	63.1	61.2	58.5						
Top Speed [km/h]	60.7	64.6	63.7	65.5	65.4	63.8	62.3	60.2						
Avg. Dist. to Rail [m]	13.3	2.9	3.3	2.6	2.3	1.8	7.6	8.4						
Avg. Stride Freq. [Hz]	2.0	2.1	2.1	2.2	2.2	2.2	2.2	2.2						
Avg. Stride Length [m]	6.0	7.9	8.1	8.1	8.1	7.9	7.7	7.5						



- [] Ranking at each section and finish
- .-.- No data available at this section
- NA No data available



Horse/Jockey Name	Eaglemont
Final Rank	5
Fastest Section Time (Section)	0:08.52 (Overall)
Top Speed [km/h] (Section)	65.0 (1000m)
Race State	Finished



Eagle Farm QLD Professional
 Race 9: LADBROKE IT! QTIS BENCHMARK 85 Handicap (4YO
 only QTIS bonuses applicable) - 1500m

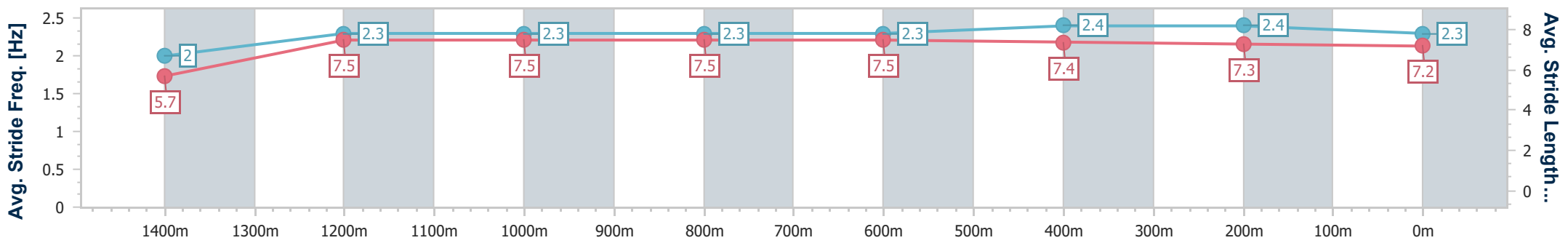
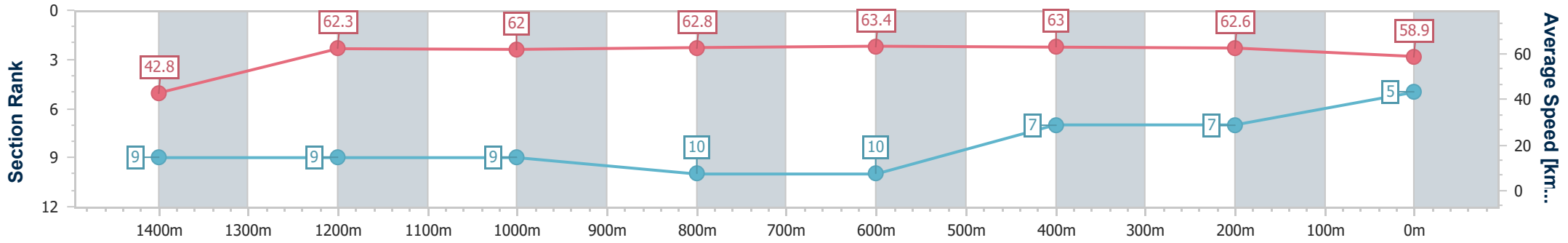


BRISBANE
 RACING CLUB

16 September 2023 - 16:49

Track Rating: Good 4, Weather: Fine, Rail Position: +2m Entire Course

Section	Overall	1400m	1200m	1000m	800m	600m	400m	200m						
Section Times	1:29.40 [5] (0:08.52)	1:20.88 [9] (0:11.56)	1:09.32 [9] (0:11.61)	0:57.71 [9] (0:11.35)	0:46.36 [10] (0:11.26)	0:35.10 [10] (0:11.35)	0:23.75 [7] (0:11.51)	0:12.24 [7] (0:12.24)						
Average Speed [km/h]	42.8	62.3	62.0	62.8	63.4	63.0	62.6	58.9						
Top Speed [km/h]	60.9	63.2	62.3	65.0	64.4	64.1	63.6	61.4						
Avg. Dist. to Rail [m]	12.0	1.4	0.9	1.7	1.9	1.8	6.2	8.0						
Avg. Stride Freq. [Hz]	2.0	2.3	2.3	2.3	2.3	2.4	2.4	2.3						
Avg. Stride Length [m]	5.7	7.5	7.5	7.5	7.5	7.4	7.3	7.2						



- [] Ranking at each section and finish
- .-.- No data available at this section
- NA No data available



Horse/Jockey Name	Viminele
Final Rank	6
Fastest Section Time (Section)	0:07.88 (Overall)
Top Speed [km/h] (Section)	67.0 (1400m)
Race State	Finished



Eagle Farm QLD Professional
 Race 9: LADBROKE IT! QTIS BENCHMARK 85 Handicap (4YO
 only QTIS bonuses applicable) - 1500m

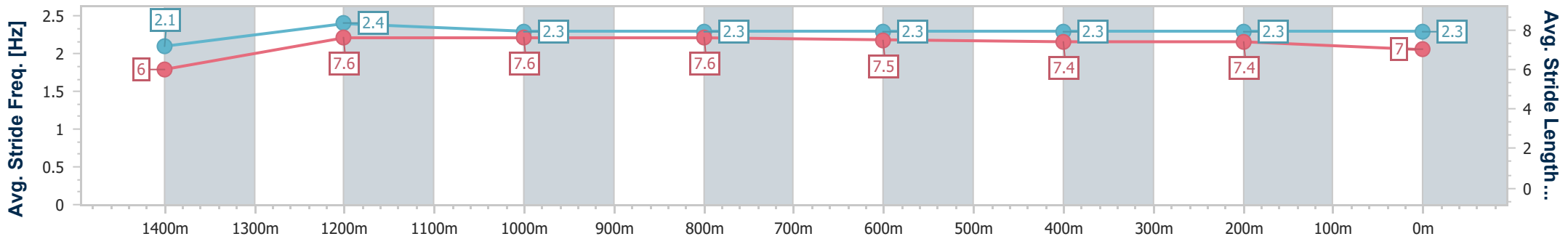
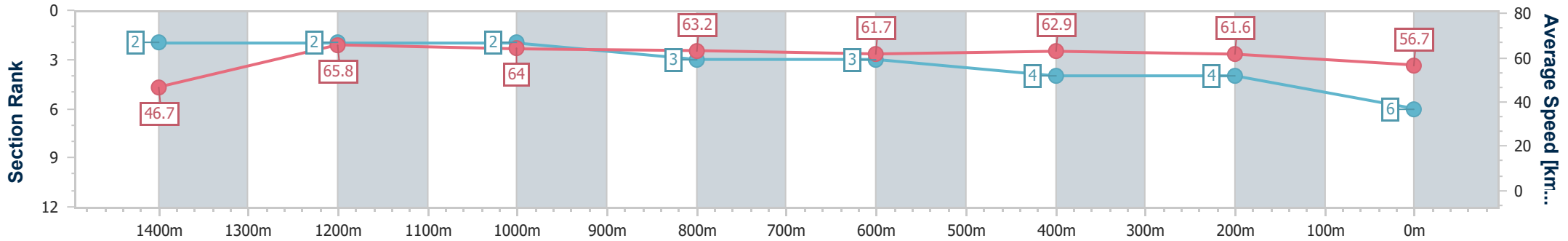


BRISBANE
 RACING CLUB

16 September 2023 - 16:49

Track Rating: Good 4, Weather: Fine, Rail Position: +2m Entire Course

Section	Overall	1400m	1200m	1000m	800m	600m	400m	200m
Section Times	1:29.50 [6] (0:07.88)	1:21.62 [2] (0:10.98)	1:10.64 [2] (0:11.29)	0:59.35 [2] (0:11.57)	0:47.78 [3] (0:11.80)	0:35.98 [3] (0:11.57)	0:24.41 [4] (0:11.71)	0:12.70 [4] (0:12.70)
Average Speed [km/h]	46.7	65.8	64.0	63.2	61.7	62.9	61.6	56.7
Top Speed [km/h]	64.6	67.0	64.7	63.9	64.6	65.2	62.8	59.0
Avg. Dist. to Rail [m]	16.8	4.2	3.4	3.2	2.8	2.2	4.8	4.5
Avg. Stride Freq. [Hz]	2.1	2.4	2.3	2.3	2.3	2.3	2.3	2.3
Avg. Stride Length [m]	6.0	7.6	7.6	7.6	7.5	7.4	7.4	7.0



- [] Ranking at each section and finish
- .-.- No data available at this section
- NA No data available



Horse/Jockey Name	Phaistos
Final Rank	7
Fastest Section Time (Section)	0:08.04 (Overall)
Top Speed [km/h] (Section)	64.4 (1400m)
Race State	Finished



Eagle Farm QLD Professional
 Race 9: LADBROKE IT! QTIS BENCHMARK 85 Handicap (4YO
 only QTIS bonuses applicable) - 1500m

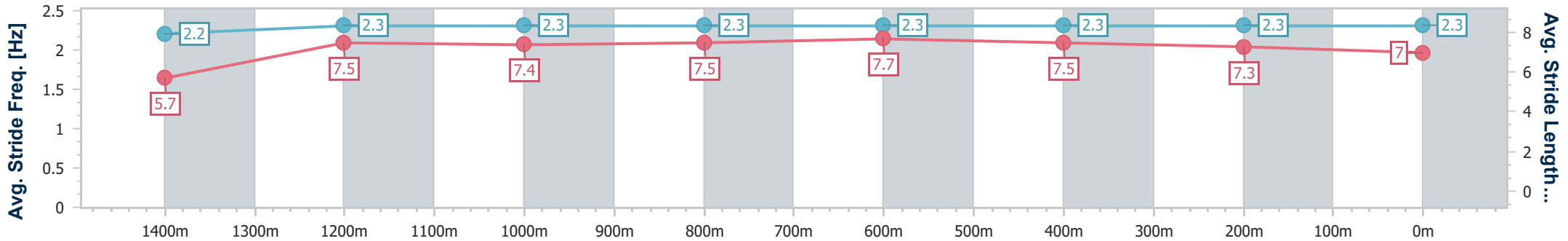
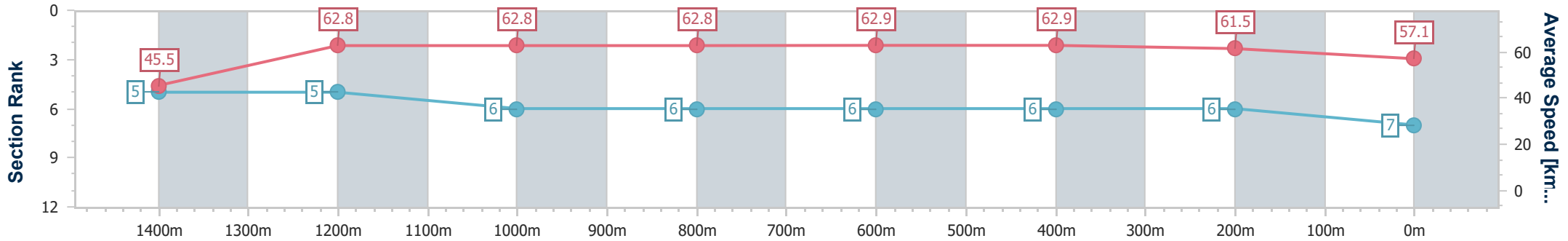


BRISBANE
 RACING CLUB

16 September 2023 - 16:49

Track Rating: Good 4, Weather: Fine, Rail Position: +2m Entire Course

Section	Overall	1400m	1200m	1000m	800m	600m	400m	200m
Section Times	1:29.76 [7] (0:08.04)	1:21.72 [5] (0:11.48)	1:10.24 [5] (0:11.49)	0:58.75 [6] (0:11.54)	0:47.21 [6] (0:11.51)	0:35.70 [6] (0:11.40)	0:24.30 [6] (0:11.69)	0:12.61 [6] (0:12.61)
Average Speed [km/h]	45.5	62.8	62.8	62.8	62.9	62.9	61.5	57.1
Top Speed [km/h]	60.9	64.4	63.1	63.7	64.2	63.8	63.2	59.1
Avg. Dist. to Rail [m]	13.6	1.9	2.0	1.6	1.1	1.2	1.5	2.5
Avg. Stride Freq. [Hz]	2.2	2.3	2.3	2.3	2.3	2.3	2.3	2.3
Avg. Stride Length [m]	5.7	7.5	7.4	7.5	7.7	7.5	7.3	7.0



- [] Ranking at each section and finish
- .-.- No data available at this section
- NA No data available



Horse/Jockey Name	The Ritz
Final Rank	8
Fastest Section Time (Section)	0:08.55 (Overall)
Top Speed [km/h] (Section)	66.5 (1000m)
Race State	Finished



Eagle Farm QLD Professional
 Race 9: LADBROKE IT! QTIS BENCHMARK 85 Handicap (4YO
 only QTIS bonuses applicable) - 1500m

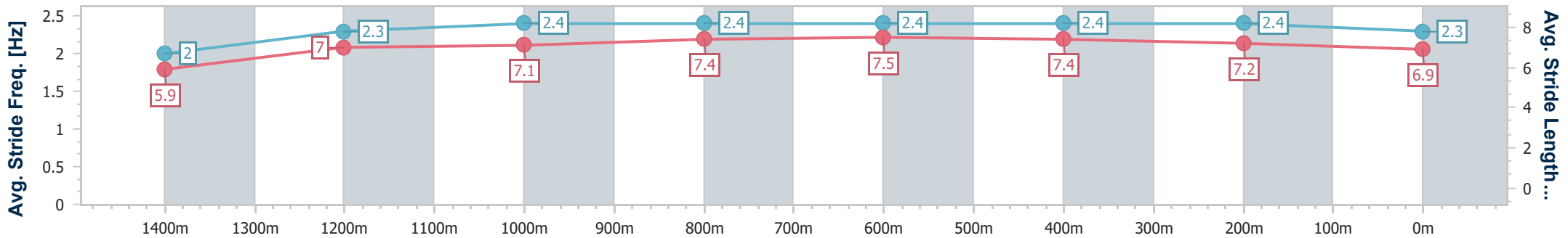
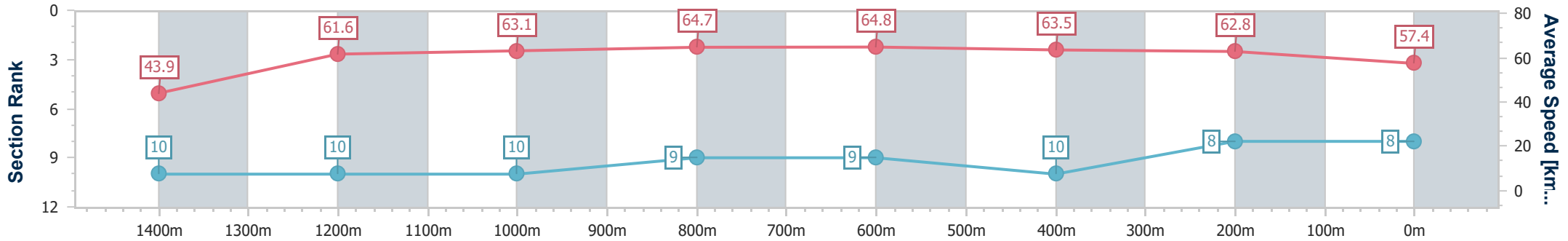


BRISBANE
 RACING CLUB

16 September 2023 - 16:49

Track Rating: Good 4, Weather: Fine, Rail Position: +2m Entire Course

Section	Overall	1400m	1200m	1000m	800m	600m	400m	200m
Section Times	1:29.80 [8] (0:08.55)	1:21.25 [10] (0:11.73)	1:09.52 [10] (0:11.44)	0:58.08 [10] (0:11.30)	0:46.78 [9] (0:11.25)	0:35.53 [9] (0:11.54)	0:23.99 [10] (0:11.46)	0:12.53 [8] (0:12.53)
Average Speed [km/h]	43.9	61.6	63.1	64.7	64.8	63.5	62.8	57.4
Top Speed [km/h]	58.5	62.7	64.0	66.5	66.1	65.0	65.4	60.3
Avg. Dist. to Rail [m]	18.5	3.1	3.1	3.2	3.0	3.6	8.4	9.9
Avg. Stride Freq. [Hz]	2.0	2.3	2.4	2.4	2.4	2.4	2.4	2.3
Avg. Stride Length [m]	5.9	7.0	7.1	7.4	7.5	7.4	7.2	6.9



- [] Ranking at each section and finish
- .-.- No data available at this section
- NA No data available



Horse/Jockey Name	Sea Raider
Final Rank	9
Fastest Section Time (Section)	0:08.26 (Overall)
Top Speed [km/h] (Section)	64.6 (800m)
Race State	Finished



Eagle Farm QLD Professional
 Race 9: LADBROKE IT! QTIS BENCHMARK 85 Handicap (4YO
 only QTIS bonuses applicable) - 1500m

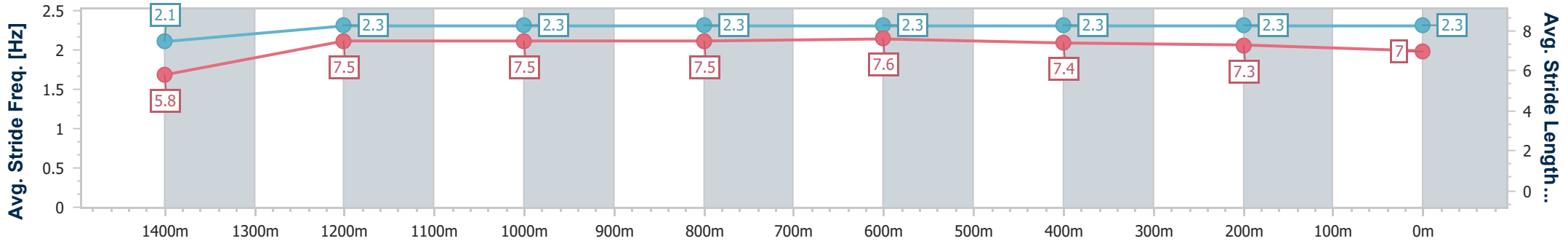
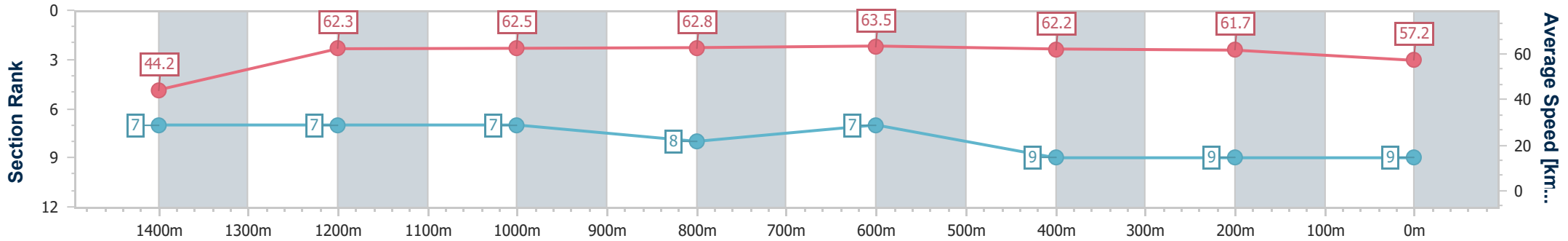


BRISBANE
 RACING CLUB

16 September 2023 - 16:49

Track Rating: Good 4, Weather: Fine, Rail Position: +2m Entire Course

Section	Overall	1400m	1200m	1000m	800m	600m	400m	200m						
Section Times	1:29.99 [9] (0:08.26)	1:21.73 [7] (0:11.57)	1:10.16 [7] (0:11.54)	0:58.62 [7] (0:11.46)	0:47.16 [8] (0:11.37)	0:35.79 [7] (0:11.55)	0:24.24 [9] (0:11.66)	0:12.58 [9] (0:12.58)						
Average Speed [km/h]	44.2	62.3	62.5	62.8	63.5	62.2	61.7	57.2						
Top Speed [km/h]	60.7	63.3	63.3	64.2	64.6	63.5	63.1	59.2						
Avg. Dist. to Rail [m]	11.4	1.6	1.6	0.6	0.3	0.6	3.3	5.1						
Avg. Stride Freq. [Hz]	2.1	2.3	2.3	2.3	2.3	2.3	2.3	2.3						
Avg. Stride Length [m]	5.8	7.5	7.5	7.5	7.6	7.4	7.3	7.0						



- [] Ranking at each section and finish
- .-.- No data available at this section
- NA No data available



Horse/Jockey Name	Miyake
Final Rank	10
Fastest Section Time (Section)	0:08.30 (Overall)
Top Speed [km/h] (Section)	65.4 (1200m)
Race State	Finished



Eagle Farm QLD Professional
 Race 9: LADBROKE IT! QTIS BENCHMARK 85 Handicap (4YO
 only QTIS bonuses applicable) - 1500m

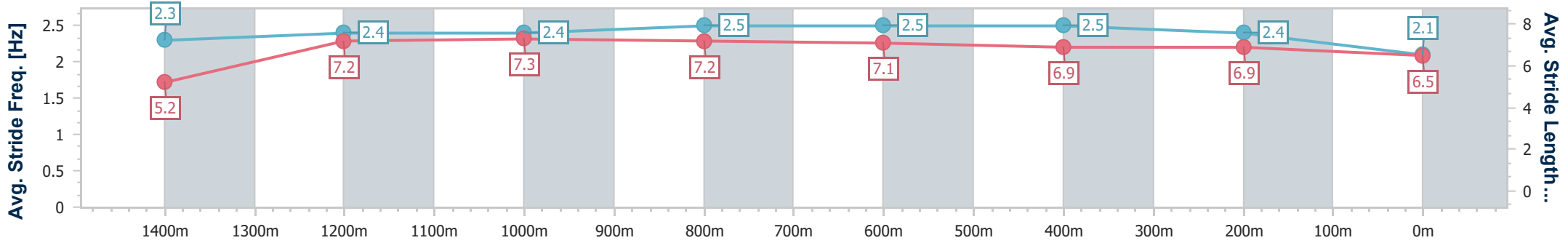
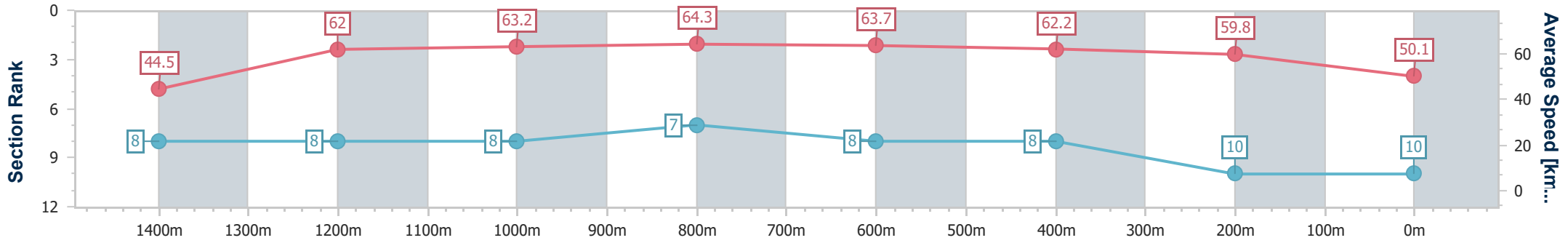


BRISBANE
 RACING CLUB

16 September 2023 - 16:49

Track Rating: Good 4, Weather: Fine, Rail Position: +2m Entire Course

Section	Overall	1400m	1200m	1000m	800m	600m	400m	200m						
Section Times	1:32.18 [10] (0:08.30)	1:23.88 [8] (0:11.66)	1:12.22 [8] (0:11.41)	1:00.81 [8] (0:11.37)	0:49.44 [7] (0:11.47)	0:37.97 [8] (0:11.54)	0:26.43 [8] (0:12.05)	0:14.38 [10] (0:14.38)						
Average Speed [km/h]	44.5	62.0	63.2	64.3	63.7	62.2	59.8	50.1						
Top Speed [km/h]	59.5	63.5	65.4	65.1	64.4	64.8	61.8	56.3						
Avg. Dist. to Rail [m]	17.5	3.2	3.9	3.1	3.0	0.8	3.2	2.8						
Avg. Stride Freq. [Hz]	2.3	2.4	2.4	2.5	2.5	2.5	2.4	2.1						
Avg. Stride Length [m]	5.2	7.2	7.3	7.2	7.1	6.9	6.9	6.5						



- [] Ranking at each section and finish
- .-.- No data available at this section
- NA No data available