



Eagle Farm QLD Professional

Race 1: MARGOT MCKINNEY WELL GROOMED Class 3 Plate - 1600m

16 September 2023 - 11:58



BRISBANE
RACING CLUB

Track Rating: Good 4, Weather: Fine, Rail Position: +2m Entire Course

Section														
Field Times														
Overall	1400m	1200m	1000m	800m	600m	400m	Last 600m							
1:35.80 (0:13.34)	1:22.46 (0:11.18)	1:11.28 (0:11.76)	0:59.52 (0:12.13)	0:47.39 (0:12.34)	0:35.05 (0:11.82)	0:23.23 (0:11.32)	0:35.05							
Rank	TAB	Horse/Jockey	Barrier	Top Speed [km/h]	Fastest Section	Overall	1400m	1200m	1000m	800m	600m	400m	Last 600m	Distance Travelled [m]
1	14	SEBRING GIRL Bailey Wheeler	12	67.1 1400m	0:10.99 1400m	1:35.80 [1] (0:13.62)	1:22.18 [3] (0:10.99)	1:11.19 [2] (0:11.83)	0:59.36 [2] (0:12.26)	0:47.10 [2] (0:12.29)	0:34.81 [2] (0:11.65)	0:23.16 [2] (0:11.25)	0:34.81	
2	9	LOLLY YEATS Damien Thornton	3	64.8 Overall	0:11.24 400m	1:35.85 [2] (0:13.55)	1:22.30 [2] (0:11.37)	1:10.93 [4] (0:11.73)	0:59.20 [4] (0:12.12)	0:47.08 [3] (0:12.28)	0:34.80 [3] (0:11.74)	0:23.06 [3] (0:11.24)	0:34.80	-7
3	7	TENZING Angela Jones	9	65.6 400m	0:11.12 400m	1:36.02 [3] (0:13.72)	1:22.30 [5] (0:11.47)	1:10.83 [7] (0:11.77)	0:59.06 [7] (0:12.11)	0:46.95 [6] (0:12.16)	0:34.79 [4] (0:11.59)	0:23.20 [5] (0:11.12)	0:34.79	+2
4	5	ACROPHOBIC Justin Huxtable	7	65.7 Overall	0:11.23 400m	1:36.24 [4] (0:13.82)	1:22.42 [7] (0:11.32)	1:11.10 [6] (0:11.70)	0:59.40 [6] (0:12.27)	0:47.13 [7] (0:12.44)	0:34.69 [9] (0:11.53)	0:23.16 [6] (0:11.23)	0:34.69	+0
5	13	KIND WISH Larry Cassidy	11	67.5 1400m	0:11.11 1400m	1:36.41 [5] (0:13.65)	1:22.76 [4] (0:11.11)	1:11.65 [3] (0:11.86)	0:59.79 [3] (0:12.19)	0:47.60 [4] (0:12.48)	0:35.12 [5] (0:11.53)	0:23.59 [4] (0:11.25)	0:35.12	+1
6	6	NORTHERN DECREE Ben Thompson	6	66.1 Overall	0:11.19 1400m	1:36.46 [6] (0:13.74)	1:22.72 [6] (0:11.19)	1:11.53 [5] (0:11.84)	0:59.69 [5] (0:12.23)	0:47.46 [5] (0:12.37)	0:35.09 [6] (0:11.77)	0:23.32 [7] (0:11.26)	0:35.09	+3
7	4	TOO HARD TO REFUSE Kirk Matheson	1	65.8 1400m	0:11.18 1400m	1:36.54 [7] (0:13.34)	1:23.20 [1] (0:11.18)	1:12.02 [1] (0:11.76)	1:00.26 [1] (0:12.13)	0:48.13 [1] (0:12.34)	0:35.79 [1] (0:11.82)	0:23.97 [1] (0:11.50)	0:35.79	-6
8	12	BEDFORD SQUARE Melea Castle	5	65.9 1400m	0:11.08 1400m	1:36.59 [8] (0:14.31)	1:22.28 [9] (0:11.08)	1:11.20 [8] (0:11.69)	0:59.51 [9] (0:12.21)	0:47.30 [8] (0:12.26)	0:35.04 [8] (0:11.68)	0:23.36 [8] (0:11.41)	0:35.04	-3
9	2	REDEENTE CHOICE Cejay Graham	10	65.5 400m	0:11.25 400m	1:36.72 [9] (0:14.15)	1:22.57 [8] (0:11.31)	1:11.26 [9] (0:11.60)	0:59.66 [8] (0:12.24)	0:47.42 [9] (0:12.22)	0:35.20 [7] (0:11.74)	0:23.46 [9] (0:11.25)	0:35.20	+3

Scratched: Sea Ripple (#10), Lucky Decision (#1), Satay Chicken (#3), Inspiration (#8), Planned Encounter (#15), Twice On Sunday (#11)



Eagle Farm QLD Professional

Race 1: MARGOT MCKINNEY WELL GROOMED Class 3 Plate - 1600m

16 September 2023 - 11:58



BRISBANE
RACING CLUB

Track Rating: Good 4, Weather: Fine, Rail Position: +2m Entire Course

Section				200m				Last 600m	
Field Times				0:11.91 (0:11.91)				0:35.05	
Rank	TAB	Horse/Jockey	Barrier	Top Speed [km/h]	Fastest Section	Margin			Distance Travelled [m]
1	14	SEBRING GIRL Bailey Wheeler	12	67.1 1400m	0:10.99 1400m	0:11.91 [1] (0:11.91)	1:35.80		0:34.81
2	9	LOLLY YEATS Damien Thornton	3	64.8 Overall	0:11.24 400m	0:11.82 [3] (0:11.82)	0.3L		0:34.80 -7
3	7	TENZING Angela Jones	9	65.6 400m	0:11.12 400m	0:12.08 [2] (0:12.08)	1.32L		0:34.79 +2
4	5	ACROPHOBIC Justin Huxtable	7	65.7 Overall	0:11.23 400m	0:11.93 [6] (0:11.93)	2.6L		0:34.69 +0
5	13	KIND WISH Larry Cassidy	11	67.5 1400m	0:11.11 1400m	0:12.34 [5] (0:12.34)	3.61L		0:35.12 +1
6	6	NORTHERN DECREE Ben Thompson	6	66.1 Overall	0:11.19 1400m	0:12.06 [7] (0:12.06)	3.93L		0:35.09 +3
7	4	TOO HARD TO REFUSE Kirk Matheson	1	65.8 1400m	0:11.18 1400m	0:12.47 [4] (0:12.47)	4.37L		0:35.79 -6
8	12	BEDFORD SQUARE Melea Castle	5	65.9 1400m	0:11.08 1400m	0:11.95 [9] (0:11.95)	4.69L		0:35.04 -3
9	2	REDEENTE CHOICE Cejay Graham	10	65.5 400m	0:11.25 400m	0:12.21 [8] (0:12.21)	5.43L		0:35.20 +3

Scratched: Sea Ripple (#10), Lucky Decision (#1), Satay Chicken (#3), Inspiration (#8), Planned Encounter (#15), Twice On Sunday (#11)

[] Ranking at each section and finish
 -:-:- No data available at this section
 NA No data available

SCN Saddle cloth number
 DNF Did not finish
 DNT Did not track



Horse/Jockey Name	Sebring Girl
Final Rank	1
Fastest Section Time (Section)	0:10.99 (1400m)
Top Speed [km/h] (Section)	67.1 (1400m)
Race State	Finished

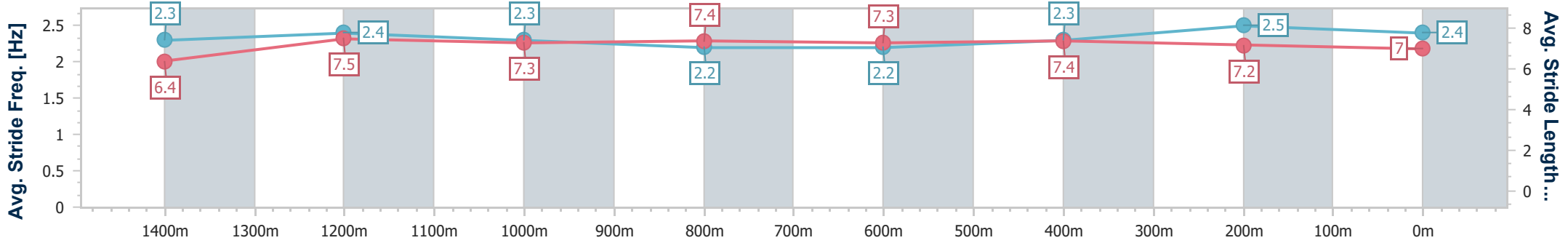
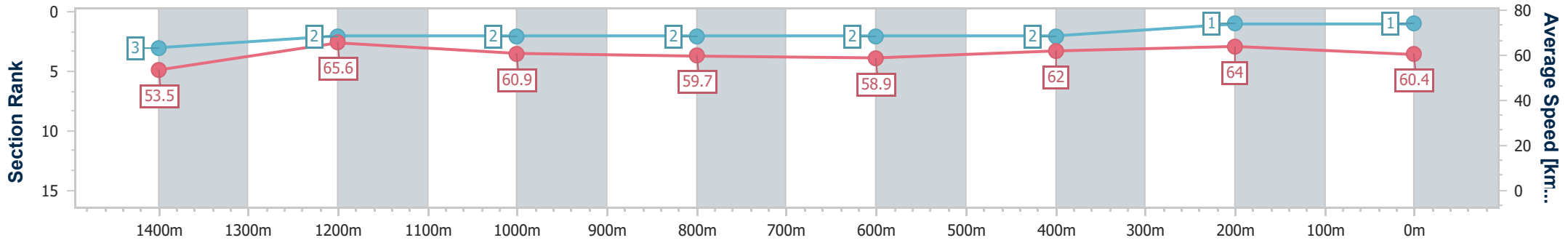


Eagle Farm QLD Professional
 Race 1: MARGOT MCKINNEY WELL GROOMED Class 3 Plate - 1600m
 16 September 2023 - 11:58
 Track Rating: Good 4, Weather: Fine, Rail Position: +2m Entire Course



BRISBANE RACING CLUB

Section	Overall	1400m	1200m	1000m	800m	600m	400m	200m
Section Times	1:35.80 [1] (0:13.62)	1:22.18 [3] (0:10.99)	1:11.19 [2] (0:11.83)	0:59.36 [2] (0:12.26)	0:47.10 [2] (0:12.29)	0:34.81 [2] (0:11.65)	0:23.16 [2] (0:11.25)	0:11.91 [1] (0:11.91)
Average Speed [km/h]	53.5	65.6	60.9	59.7	58.9	62.0	64.0	60.4
Top Speed [km/h]	65.9	67.1	63.9	60.3	59.5	64.3	64.9	64.7
Avg. Dist. to Rail [m]	14.7	4.3	2.9	3.2	1.8	0.4	2.9	2.0
Avg. Stride Freq. [Hz]	2.3	2.4	2.3	2.2	2.2	2.3	2.5	2.4
Avg. Stride Length [m]	6.4	7.5	7.3	7.4	7.3	7.4	7.2	7.0



- [] Ranking at each section and finish
- .-.- No data available at this section
- NA No data available



Horse/Jockey Name	Lolly Yeats
Final Rank	2
Fastest Section Time (Section)	0:11.24 (400m)
Top Speed [km/h] (Section)	64.8 (Overall)
Race State	Finished



Eagle Farm QLD Professional
Race 1: MARGOT MCKINNEY WELL GROOMED Class 3 Plate - 1600m

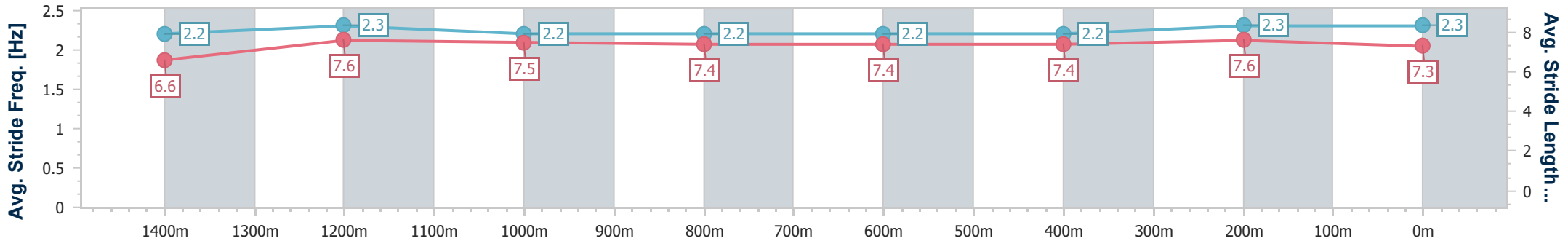
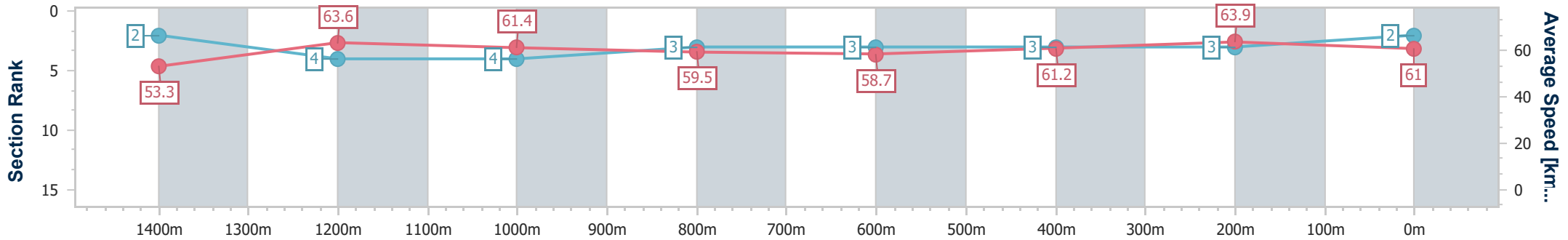


16 September 2023 - 11:58

Track Rating: Good 4, Weather: Fine, Rail Position: +2m Entire Course

BRISBANE RACING CLUB

Section	Overall	1400m	1200m	1000m	800m	600m	400m	200m
Section Times	1:35.85 [2] (0:13.55)	1:22.30 [2] (0:11.37)	1:10.93 [4] (0:11.73)	0:59.20 [4] (0:12.12)	0:47.08 [3] (0:12.28)	0:34.80 [3] (0:11.74)	0:23.06 [3] (0:11.24)	0:11.82 [3] (0:11.82)
Average Speed [km/h]	53.3	63.6	61.4	59.5	58.7	61.2	63.9	61.0
Top Speed [km/h]	64.8	64.2	64.1	60.3	59.7	63.8	64.4	64.0
Avg. Dist. to Rail [m]	8.6	1.8	1.1	0.5	0.2	0.5	0.8	0.7
Avg. Stride Freq. [Hz]	2.2	2.3	2.2	2.2	2.2	2.2	2.3	2.3
Avg. Stride Length [m]	6.6	7.6	7.5	7.4	7.4	7.4	7.6	7.3



- [] Ranking at each section and finish
- .-.- No data available at this section
- NA No data available



Horse/Jockey Name	Tenzing
Final Rank	3
Fastest Section Time (Section)	0:11.12 (400m)
Top Speed [km/h] (Section)	65.6 (400m)
Race State	Finished



Eagle Farm QLD Professional
Race 1: MARGOT MCKINNEY WELL GROOMED Class 3 Plate - 1600m

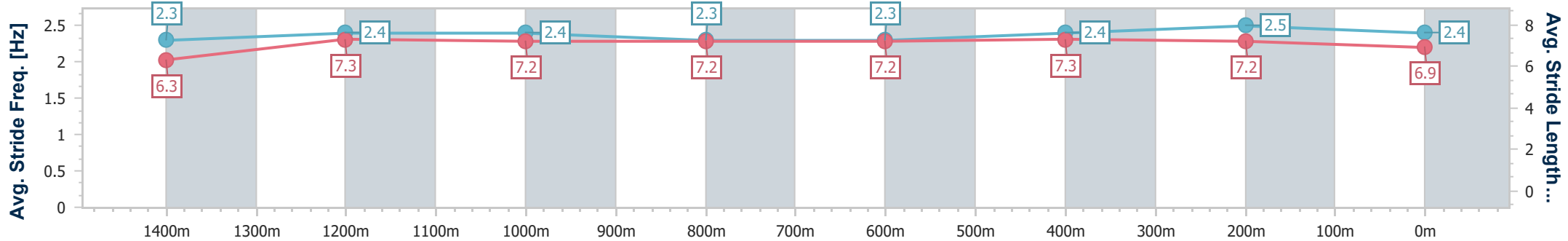
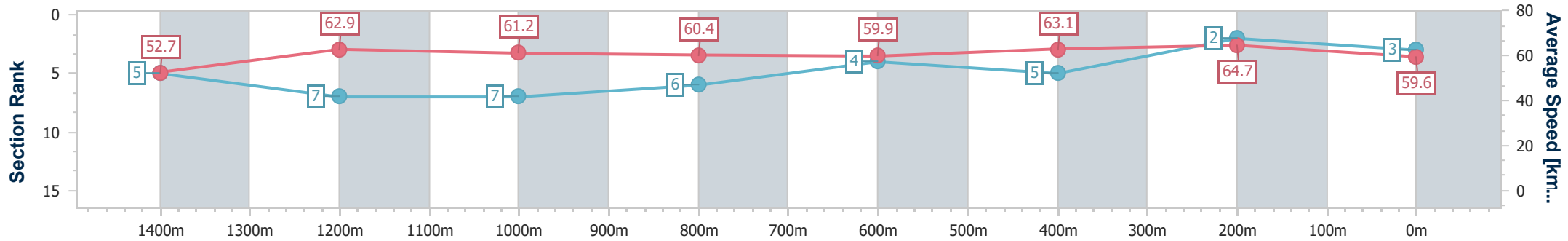


16 September 2023 - 11:58

Track Rating: Good 4, Weather: Fine, Rail Position: +2m Entire Course

BRISBANE RACING CLUB

Section	Overall	1400m	1200m	1000m	800m	600m	400m	200m
Section Times	1:36.02 [3] (0:13.72)	1:22.30 [5] (0:11.47)	1:10.83 [7] (0:11.77)	0:59.06 [7] (0:12.11)	0:46.95 [6] (0:12.16)	0:34.79 [4] (0:11.59)	0:23.20 [5] (0:11.12)	0:12.08 [2] (0:12.08)
Average Speed [km/h]	52.7	62.9	61.2	60.4	59.9	63.1	64.7	59.6
Top Speed [km/h]	64.5	65.1	62.8	61.5	61.6	65.4	65.6	63.1
Avg. Dist. to Rail [m]	10.8	2.7	2.8	2.7	2.7	3.0	3.9	5.3
Avg. Stride Freq. [Hz]	2.3	2.4	2.4	2.3	2.3	2.4	2.5	2.4
Avg. Stride Length [m]	6.3	7.3	7.2	7.2	7.2	7.3	7.2	6.9



- [] Ranking at each section and finish
- .-.- No data available at this section
- NA No data available



Horse/Jockey Name	Acrophobic
Final Rank	4
Fastest Section Time (Section)	0:11.23 (400m)
Top Speed [km/h] (Section)	65.7 (Overall)
Race State	Finished

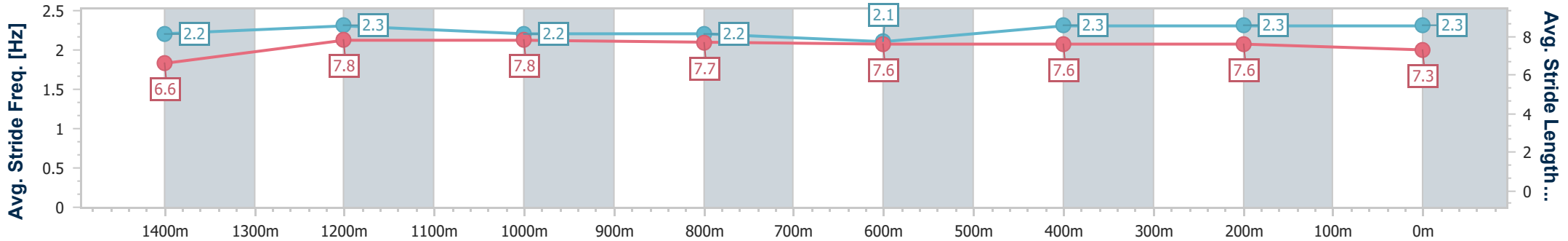
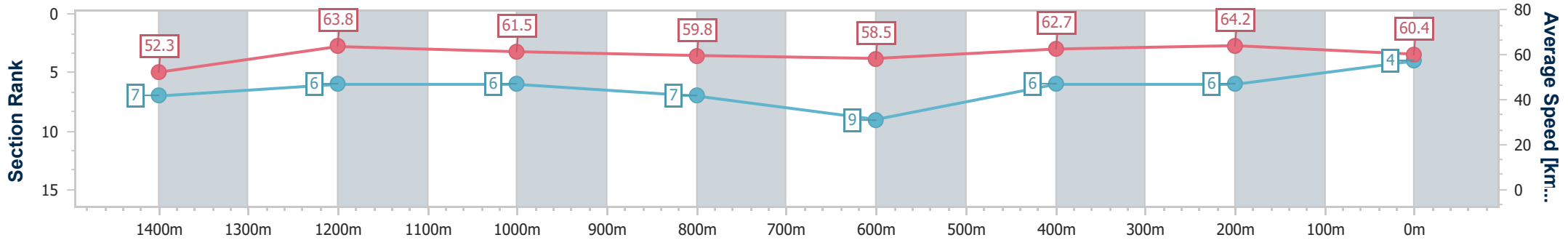


Eagle Farm QLD Professional
 Race 1: MARGOT MCKINNEY WELL GROOMED Class 3 Plate - 1600m
 16 September 2023 - 11:58
 Track Rating: Good 4, Weather: Fine, Rail Position: +2m Entire Course



BRISBANE RACING CLUB

Section	Overall	1400m	1200m	1000m	800m	600m	400m	200m						
Section Times	1:36.24 [4] (0:13.82)	1:22.42 [7] (0:11.32)	1:11.10 [6] (0:11.70)	0:59.40 [6] (0:12.27)	0:47.13 [7] (0:12.44)	0:34.69 [9] (0:11.53)	0:23.16 [6] (0:11.23)	0:11.93 [6] (0:11.93)						
Average Speed [km/h]	52.3	63.8	61.5	59.8	58.5	62.7	64.2	60.4						
Top Speed [km/h]	65.7	65.6	64.2	61.1	60.8	64.7	65.0	63.8						
Avg. Dist. to Rail [m]	9.6	2.1	2.5	3.5	2.7	0.9	3.5	6.0						
Avg. Stride Freq. [Hz]	2.2	2.3	2.2	2.2	2.1	2.3	2.3	2.3						
Avg. Stride Length [m]	6.6	7.8	7.8	7.7	7.6	7.6	7.6	7.3						



- [] Ranking at each section and finish
- .-.- No data available at this section
- NA No data available



Horse/Jockey Name	Kind Wish
Final Rank	5
Fastest Section Time (Section)	0:11.11 (1400m)
Top Speed [km/h] (Section)	67.5 (1400m)
Race State	Finished

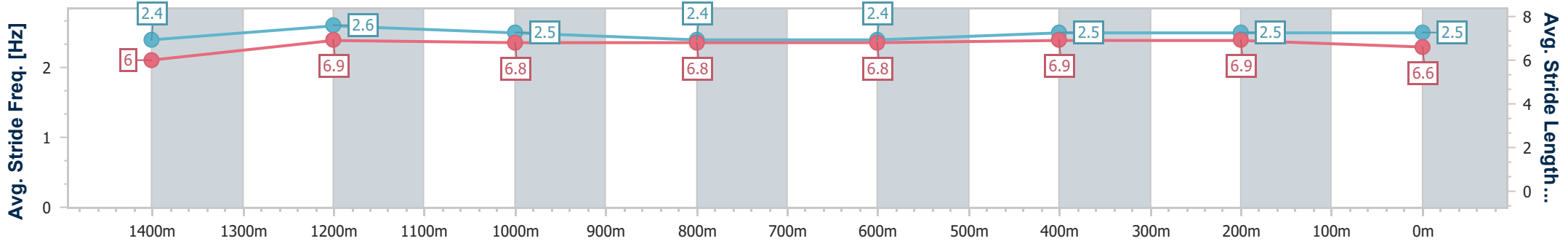
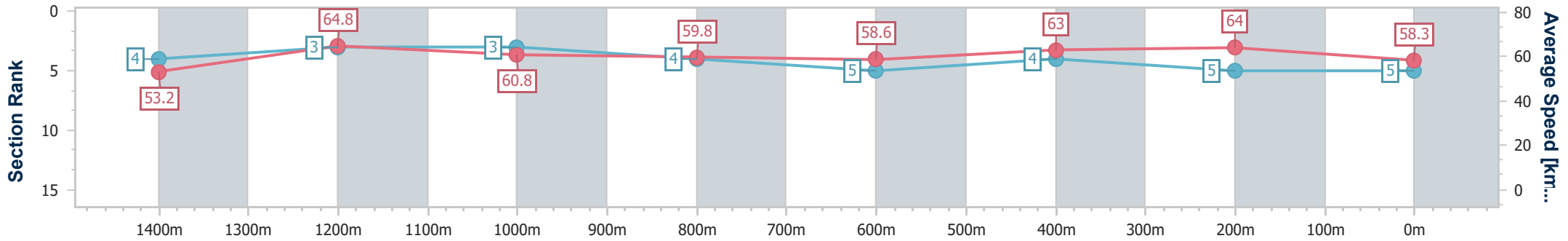


Eagle Farm QLD Professional
 Race 1: MARGOT MCKINNEY WELL GROOMED Class 3 Plate - 1600m
 16 September 2023 - 11:58
 Track Rating: Good 4, Weather: Fine, Rail Position: +2m Entire Course



BRISBANE RACING CLUB

Section	Overall	1400m	1200m	1000m	800m	600m	400m	200m
Section Times	1:36.41 [5] (0:13.65)	1:22.76 [4] (0:11.11)	1:11.65 [3] (0:11.86)	0:59.79 [3] (0:12.19)	0:47.60 [4] (0:12.48)	0:35.12 [5] (0:11.53)	0:23.59 [4] (0:11.25)	0:12.34 [5] (0:12.34)
Average Speed [km/h]	53.2	64.8	60.8	59.8	58.6	63.0	64.0	58.3
Top Speed [km/h]	65.0	67.5	64.6	61.0	59.5	64.6	65.0	62.0
Avg. Dist. to Rail [m]	11.6	2.6	2.1	2.5	3.1	1.7	3.2	3.7
Avg. Stride Freq. [Hz]	2.4	2.6	2.5	2.4	2.4	2.5	2.5	2.5
Avg. Stride Length [m]	6.0	6.9	6.8	6.8	6.8	6.9	6.9	6.6



- [] Ranking at each section and finish
- .-.- No data available at this section
- NA No data available



Horse/Jockey Name	Northern Decree
Final Rank	6
Fastest Section Time (Section)	0:11.19 (1400m)
Top Speed [km/h] (Section)	66.1 (Overall)
Race State	Finished

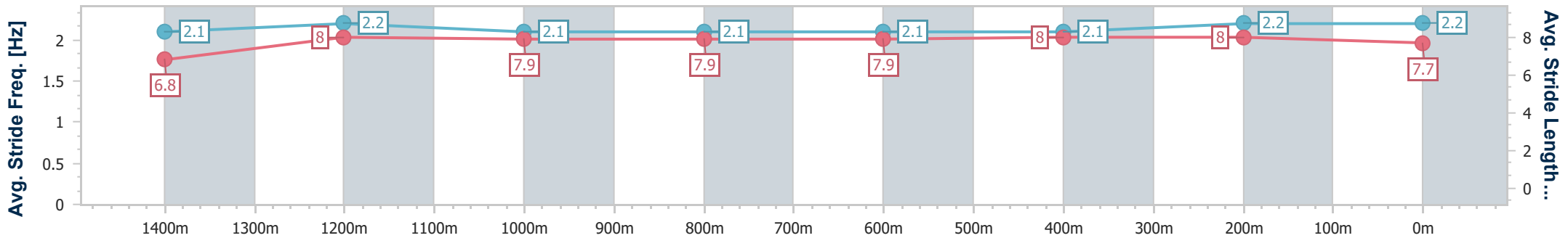
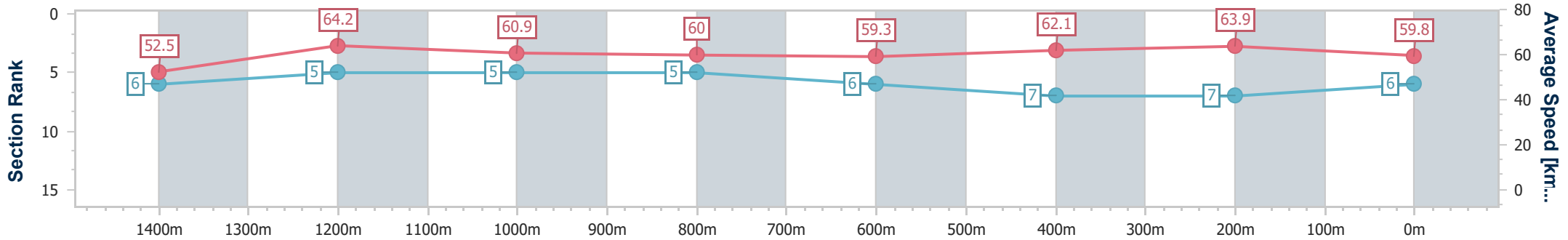


Eagle Farm QLD Professional
 Race 1: MARGOT MCKINNEY WELL GROOMED Class 3 Plate - 1600m
 16 September 2023 - 11:58
 Track Rating: Good 4, Weather: Fine, Rail Position: +2m Entire Course



BRISBANE RACING CLUB

Section	Overall	1400m	1200m	1000m	800m	600m	400m	200m
Section Times	1:36.46 [6] (0:13.74)	1:22.72 [6] (0:11.19)	1:11.53 [5] (0:11.84)	0:59.69 [5] (0:12.23)	0:47.46 [5] (0:12.37)	0:35.09 [6] (0:11.77)	0:23.32 [7] (0:11.26)	0:12.06 [7] (0:12.06)
Average Speed [km/h]	52.5	64.2	60.9	60.0	59.3	62.1	63.9	59.8
Top Speed [km/h]	66.1	65.7	62.6	61.2	60.8	64.9	65.0	62.3
Avg. Dist. to Rail [m]	8.0	0.9	0.6	3.6	4.0	2.9	2.0	2.0
Avg. Stride Freq. [Hz]	2.1	2.2	2.1	2.1	2.1	2.1	2.2	2.2
Avg. Stride Length [m]	6.8	8.0	7.9	7.9	7.9	8.0	8.0	7.7



- [] Ranking at each section and finish
- .-.- No data available at this section
- NA No data available



Horse/Jockey Name	Too Hard To Refuse
Final Rank	7
Fastest Section Time (Section)	0:11.18 (1400m)
Top Speed [km/h] (Section)	65.8 (1400m)
Race State	Finished

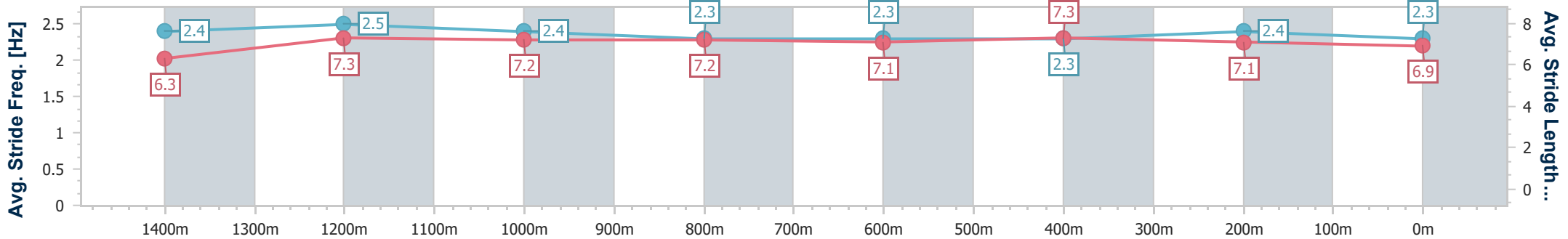
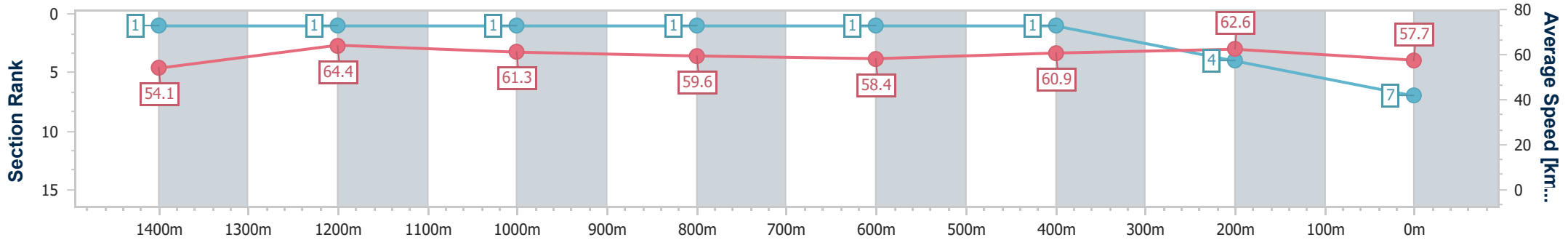


Eagle Farm QLD Professional
 Race 1: MARGOT MCKINNEY WELL GROOMED Class 3 Plate - 1600m
 16 September 2023 - 11:58
 Track Rating: Good 4, Weather: Fine, Rail Position: +2m Entire Course



BRISBANE RACING CLUB

Section	Overall	1400m	1200m	1000m	800m	600m	400m	200m
Section Times	1:36.54 [7] (0:13.34)	1:23.20 [1] (0:11.18)	1:12.02 [1] (0:11.76)	1:00.26 [1] (0:12.13)	0:48.13 [1] (0:12.34)	0:35.79 [1] (0:11.82)	0:23.97 [1] (0:11.50)	0:12.47 [4] (0:12.47)
Average Speed [km/h]	54.1	64.4	61.3	59.6	58.4	60.9	62.6	57.7
Top Speed [km/h]	65.0	65.8	65.7	61.3	60.2	63.0	64.5	60.7
Avg. Dist. to Rail [m]	7.4	0.5	0.6	0.7	0.7	0.3	0.4	0.8
Avg. Stride Freq. [Hz]	2.4	2.5	2.4	2.3	2.3	2.3	2.4	2.3
Avg. Stride Length [m]	6.3	7.3	7.2	7.2	7.1	7.3	7.1	6.9



- [] Ranking at each section and finish
- .-.- No data available at this section
- NA No data available



Horse/Jockey Name	Bedford Square
Final Rank	8
Fastest Section Time (Section)	0:11.08 (1400m)
Top Speed [km/h] (Section)	65.9 (1400m)
Race State	Finished

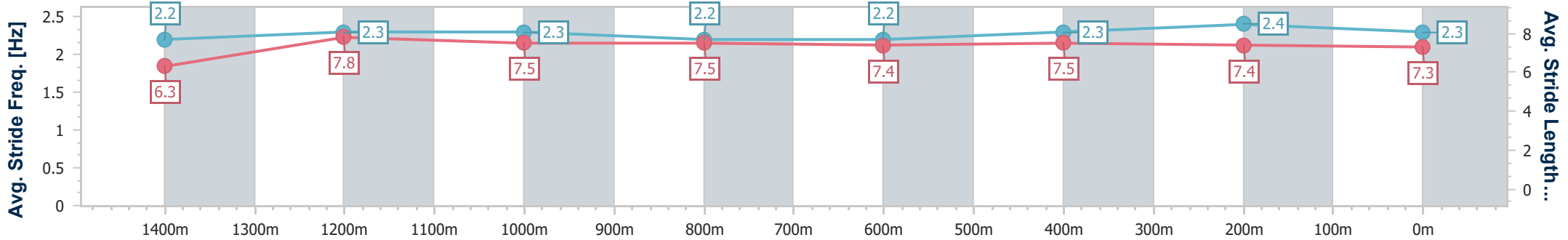
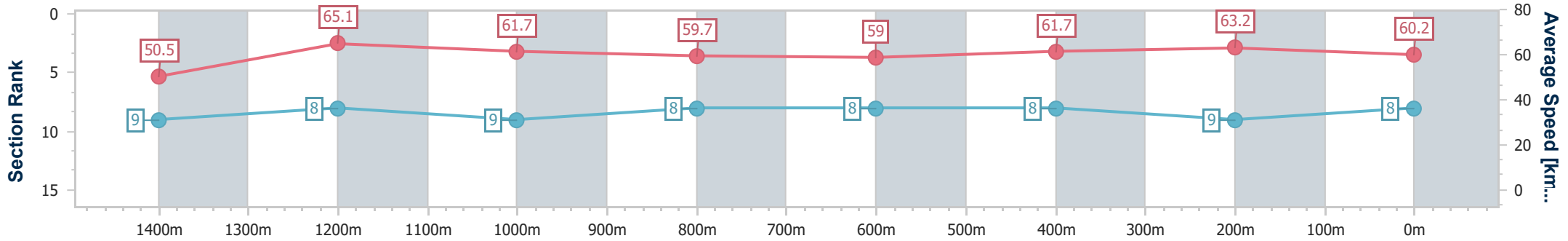


Eagle Farm QLD Professional
 Race 1: MARGOT MCKINNEY WELL GROOMED Class 3 Plate - 1600m
 16 September 2023 - 11:58
 Track Rating: Good 4, Weather: Fine, Rail Position: +2m Entire Course



BRISBANE RACING CLUB

Section	Overall	1400m	1200m	1000m	800m	600m	400m	200m
Section Times	1:36.59 [8] (0:14.31)	1:22.28 [9] (0:11.08)	1:11.20 [8] (0:11.69)	0:59.51 [9] (0:12.21)	0:47.30 [8] (0:12.26)	0:35.04 [8] (0:11.68)	0:23.36 [8] (0:11.41)	0:11.95 [9] (0:11.95)
Average Speed [km/h]	50.5	65.1	61.7	59.7	59.0	61.7	63.2	60.2
Top Speed [km/h]	65.4	65.9	63.6	61.7	61.8	63.8	64.4	62.9
Avg. Dist. to Rail [m]	9.3	1.4	2.4	2.2	1.4	0.3	1.5	3.2
Avg. Stride Freq. [Hz]	2.2	2.3	2.3	2.2	2.2	2.3	2.4	2.3
Avg. Stride Length [m]	6.3	7.8	7.5	7.5	7.4	7.5	7.4	7.3



- [] Ranking at each section and finish
- .-.- No data available at this section
- NA No data available



Horse/Jockey Name	Redente Choice
Final Rank	9
Fastest Section Time (Section)	0:11.25 (400m)
Top Speed [km/h] (Section)	65.5 (400m)
Race State	Finished

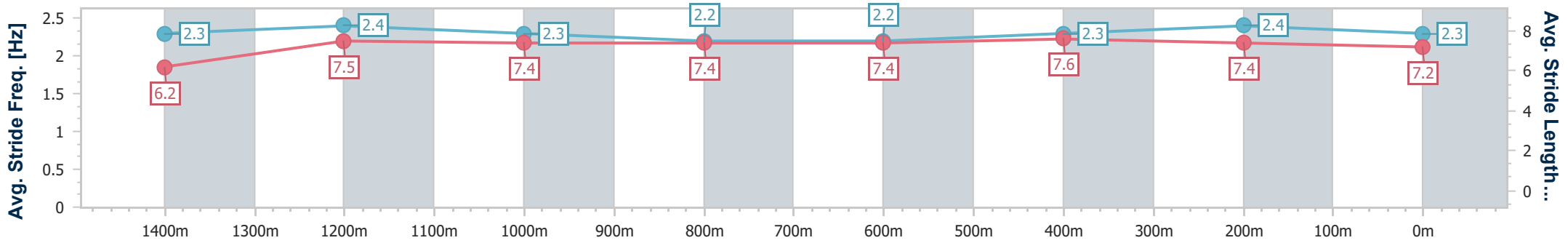
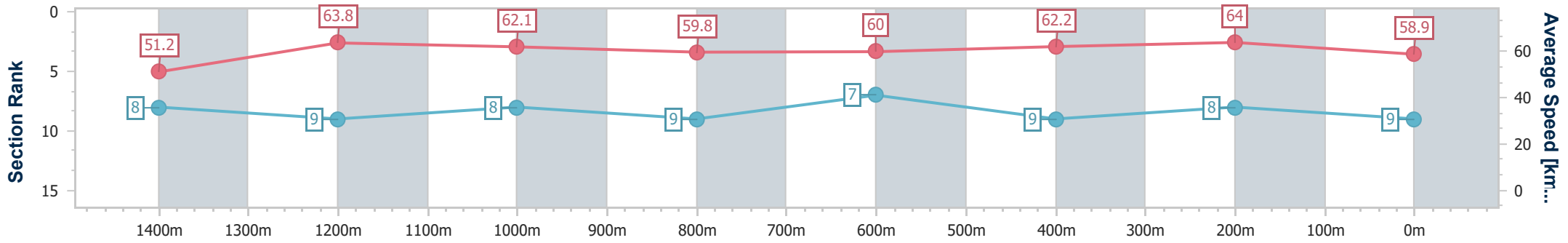


Eagle Farm QLD Professional
 Race 1: MARGOT MCKINNEY WELL GROOMED Class 3 Plate - 1600m
 16 September 2023 - 11:58
 Track Rating: Good 4, Weather: Fine, Rail Position: +2m Entire Course



BRISBANE RACING CLUB

Section	Overall	1400m	1200m	1000m	800m	600m	400m	200m
Section Times	1:36.72 [9] (0:14.15)	1:22.57 [8] (0:11.31)	1:11.26 [9] (0:11.60)	0:59.66 [8] (0:12.24)	0:47.42 [9] (0:12.22)	0:35.20 [7] (0:11.74)	0:23.46 [9] (0:11.25)	0:12.21 [8] (0:12.21)
Average Speed [km/h]	51.2	63.8	62.1	59.8	60.0	62.2	64.0	58.9
Top Speed [km/h]	63.9	64.7	64.3	62.2	62.2	64.6	65.5	62.0
Avg. Dist. to Rail [m]	11.4	2.2	2.3	3.2	3.7	3.0	4.0	4.6
Avg. Stride Freq. [Hz]	2.3	2.4	2.3	2.2	2.2	2.3	2.4	2.3
Avg. Stride Length [m]	6.2	7.5	7.4	7.4	7.4	7.6	7.4	7.2



- [] Ranking at each section and finish
- .-.- No data available at this section
- NA No data available