



Aquis Park Gold Coast Poly QLD Professional

Race 3: Simmons Livingstone & Associates BENCHMARK 60 Handicap - 1540m

16 September 2023 - 14:39



Track Rating: Synthetic , Weather: Fine, Rail Position: True

Section		Overall	1400m	1200m	1000m	800m	600m	400m	Last 600m				
Field Times		1:32.91 (0:10.40)	1:22.51 (0:11.67)	1:10.84 (0:11.25)	0:59.59 (0:11.51)	0:48.08 (0:11.66)	0:36.42 (0:11.72)	0:24.70 (0:11.99)	0:36.42				
Rank	TAB Horse/Jockey	Barrier	Top Speed [km/h]	Fastest Section	Distance Travelled [m]								
1	2 PERNELL Jai Williams	6	65.7 600m	0:10.82 Overall	1:32.91 [1] (0:10.82)	1:22.09 [6] (0:12.02)	1:10.07 [6] (0:11.70)	0:58.37 [6] (0:11.43)	0:46.94 [6] (0:11.63)	0:35.31 [4] (0:11.32)	0:23.99 [3] (0:11.70)	0:35.31	
2	1 AVENUE OF STARS Emily Lang	5	66.2 1400m	0:10.51 Overall	1:32.96 [2] (0:10.51)	1:22.45 [3] (0:11.56)	1:10.89 [1] (0:11.25)	0:59.64 [1] (0:11.51)	0:48.13 [1] (0:11.66)	0:36.47 [1] (0:11.72)	0:24.75 [1] (0:11.99)	0:36.47	+0
3	3 SUKHBIR Danny Peisley	4	65.0 1200m	0:10.40 Overall	1:33.88 [3] (0:10.40)	1:23.48 [1] (0:11.80)	1:11.68 [2] (0:11.30)	1:00.38 [2] (0:11.48)	0:48.90 [2] (0:11.72)	0:37.18 [2] (0:11.77)	0:25.41 [2] (0:12.37)	0:37.18	+0
4	6 STEP ON FIRE Josh Adams	2	64.2 1200m	0:10.44 Overall	1:34.60 [4] (0:10.44)	1:24.16 [2] (0:11.99)	1:12.17 [3] (0:11.45)	1:00.72 [3] (0:11.58)	0:49.14 [3] (0:11.92)	0:37.22 [3] (0:11.87)	0:25.35 [4] (0:12.39)	0:37.22	-8
5	7 SASSY CHOICE Anthony Allen	3	62.7 1000m	0:10.55 Overall	1:34.76 [5] (0:10.55)	1:24.21 [5] (0:12.01)	1:12.20 [4] (0:11.61)	1:00.59 [5] (0:11.55)	0:49.04 [5] (0:11.94)	0:37.10 [6] (0:11.97)	0:25.13 [5] (0:12.36)	0:37.10	-5
6	5 GREAT AMBITION Nozi Tomizawa	7	63.6 1000m	0:10.87 Overall	1:35.22 [6] (0:10.87)	1:24.35 [7] (0:12.20)	1:12.15 [7] (0:11.65)	1:00.50 [7] (0:11.60)	0:48.90 [7] (0:11.69)	0:37.21 [7] (0:11.96)	0:25.25 [6] (0:12.50)	0:37.21	+2
7	8 KAIQUE Casey Waddell	8	64.4 1200m	0:10.52 Overall	1:36.87 [7] (0:10.52)	1:26.35 [4] (0:12.12)	1:14.23 [5] (0:11.34)	1:02.89 [4] (0:11.64)	0:51.25 [4] (0:12.01)	0:39.24 [5] (0:12.43)	0:26.81 [7] (0:13.07)	0:39.24	+3

Did Not Finish: The Carpenter (#4)

[] Ranking at each section and finish
 -:-:- No data available at this section
 NA No data available

SCN Saddle cloth number
 DNF Did not finish
 DNT Did not track



Aquis Park Gold Coast Poly QLD Professional

Race 3: Simmons Livingstone & Associates BENCHMARK 60 Handicap - 1540m

16 September 2023 - 14:39



Track Rating: Synthetic , Weather: Fine, Rail Position: True

Section				200m				Last 600m	
Field Times				0:12.71 (0:12.71)				0:36.42	
Rank	TAB	Horse/Jockey	Barrier	Top Speed [km/h]	Fastest Section	Margin			Distance Travelled [m]
1	2	PERNELL Jai Williams	6	65.7 600m	0:10.82 Overall	0:12.29 [2] (0:12.29)	1:32.91		0:35.31
2	1	AVENUE OF STARS Emily Lang	5	66.2 1400m	0:10.51 Overall	0:12.76 [1] (0:12.76)	0.2L		0:36.47 +0
3	3	SUKHBIR Danny Peisley	4	65.0 1200m	0:10.40 Overall	0:13.04 [3] (0:13.04)	5.5L		0:37.18 +0
4	6	STEP ON FIRE Josh Adams	2	64.2 1200m	0:10.44 Overall	0:12.96 [4] (0:12.96)	9.8L		0:37.22 -8
5	7	SASSY CHOICE Anthony Allen	3	62.7 1000m	0:10.55 Overall	0:12.77 [5] (0:12.77)	10.6L		0:37.10 -5
6	5	GREAT AMBITION Nozi Tomizawa	7	63.6 1000m	0:10.87 Overall	0:12.75 [6] (0:12.75)	13.1L		0:37.21 +2
7	8	KAIQUE Casey Waddell	8	64.4 1200m	0:10.52 Overall	0:13.74 [7] (0:13.74)	22.9L		0:39.24 +3

Did Not Finish: The Carpenter (#4)



Horse/Jockey Name	Pernell
Final Rank	1
Fastest Section Time (Section)	0:10.82 (Overall)
Top Speed [km/h] (Section)	65.7 (600m)
Race State	Finished



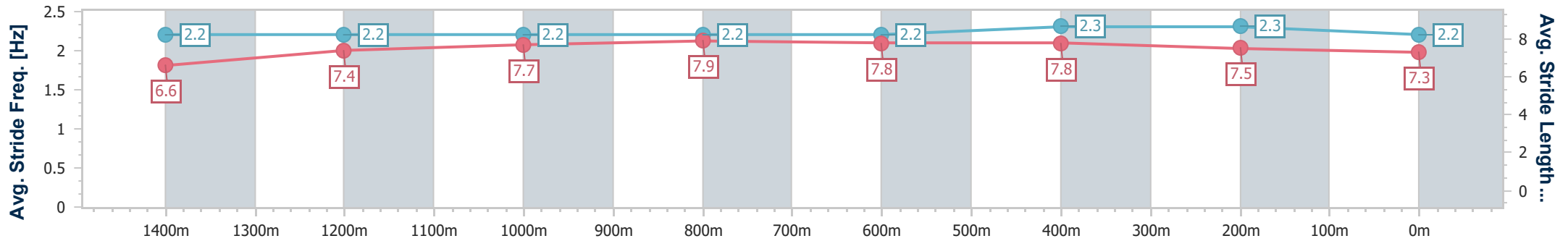
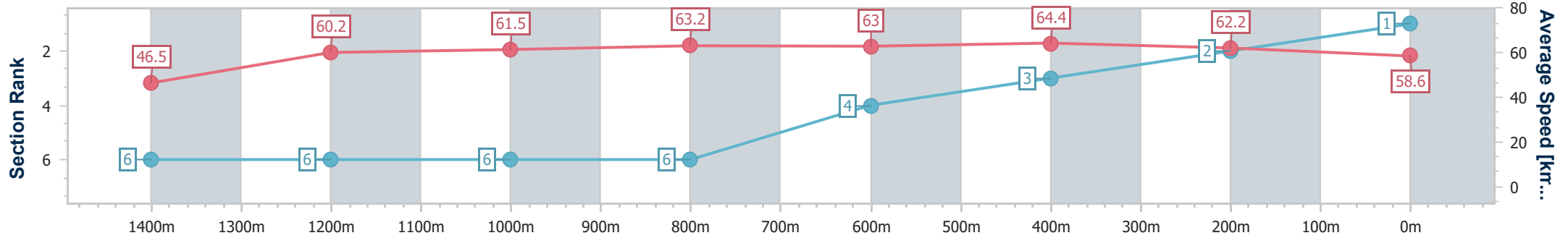
Aquis Park Gold Coast Poly QLD Professional
Race 3: Simmons Livingstone & Associates BENCHMARK 60
Handicap - 1540m



16 September 2023 - 14:39

Track Rating: Synthetic , Weather: Fine, Rail Position: True

Section	Overall	1400m	1200m	1000m	800m	600m	400m	200m
Section Times	1:32.91 [1] (0:10.82)	1:22.09 [6] (0:12.02)	1:10.07 [6] (0:11.70)	0:58.37 [6] (0:11.43)	0:46.94 [6] (0:11.63)	0:35.31 [4] (0:11.32)	0:23.99 [3] (0:11.70)	0:12.29 [2] (0:12.29)
Average Speed [km/h]	46.5	60.2	61.5	63.2	63.0	64.4	62.2	58.6
Top Speed [km/h]	61.0	61.3	62.3	64.2	64.6	65.7	64.8	61.2
Avg. Dist. to Rail [m]	3.5	0.5	1.5	1.3	3.1	3.1	5.4	5.4
Avg. Stride Freq. [Hz]	2.2	2.2	2.2	2.2	2.2	2.3	2.3	2.2
Avg. Stride Length [m]	6.6	7.4	7.7	7.9	7.8	7.8	7.5	7.3



- [] Ranking at each section and finish
- .-.- No data available at this section
- NA No data available



Horse/Jockey Name	Avenue Of Stars
Final Rank	2
Fastest Section Time (Section)	0:10.51 (Overall)
Top Speed [km/h] (Section)	66.2 (1400m)
Race State	Finished



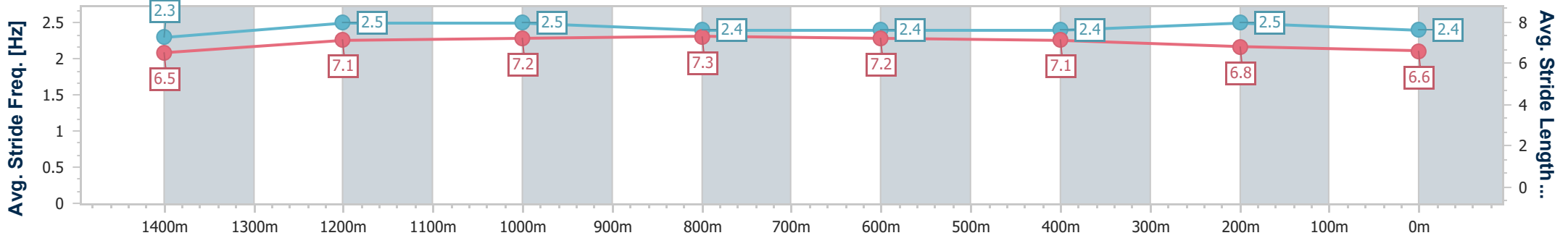
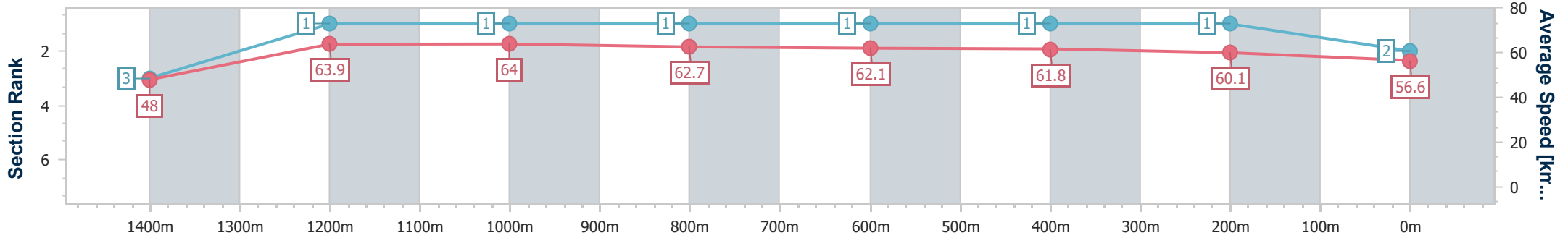
Aquis Park Gold Coast Poly QLD Professional
Race 3: Simmons Livingstone & Associates BENCHMARK 60
Handicap - 1540m



16 September 2023 - 14:39

Track Rating: Synthetic , Weather: Fine, Rail Position: True

Section	Overall	1400m	1200m	1000m	800m	600m	400m	200m
Section Times	1:32.96 [2] (0:10.51)	1:22.45 [3] (0:11.56)	1:10.89 [1] (0:11.25)	0:59.64 [1] (0:11.51)	0:48.13 [1] (0:11.66)	0:36.47 [1] (0:11.72)	0:24.75 [1] (0:11.99)	0:12.76 [1] (0:12.76)
Average Speed [km/h]	48.0	63.9	64.0	62.7	62.1	61.8	60.1	56.6
Top Speed [km/h]	61.8	66.2	66.1	63.3	62.9	62.6	61.3	59.6
Avg. Dist. to Rail [m]	5.1	3.3	1.3	1.0	1.0	1.1	0.9	1.3
Avg. Stride Freq. [Hz]	2.3	2.5	2.5	2.4	2.4	2.4	2.5	2.4
Avg. Stride Length [m]	6.5	7.1	7.2	7.3	7.2	7.1	6.8	6.6



- [] Ranking at each section and finish
- .-.- No data available at this section
- NA No data available



Horse/Jockey Name	Sukhbir
Final Rank	3
Fastest Section Time (Section)	0:10.40 (Overall)
Top Speed [km/h] (Section)	65.0 (1200m)
Race State	Finished



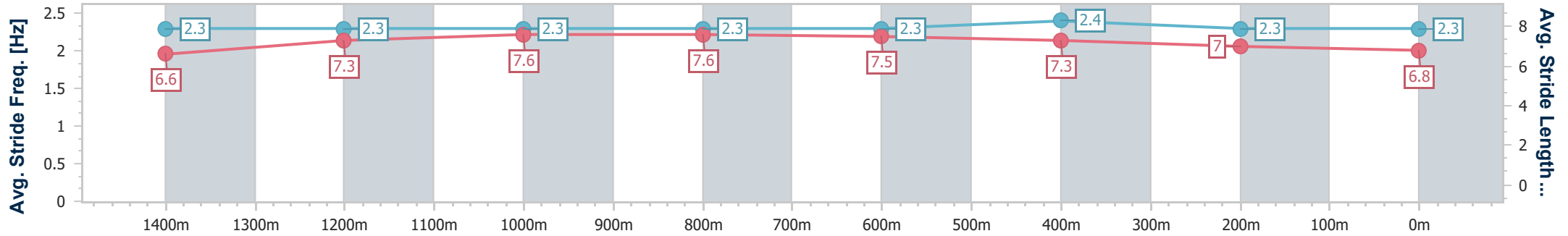
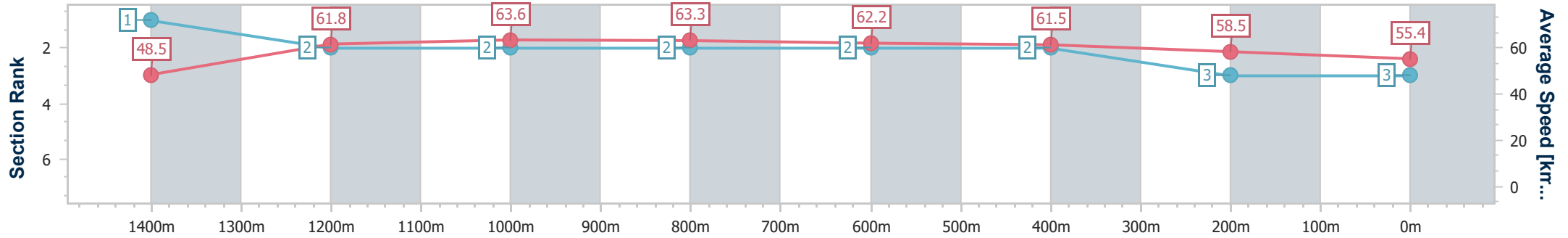
Aquis Park Gold Coast Poly QLD Professional
Race 3: Simmons Livingstone & Associates BENCHMARK 60
Handicap - 1540m



16 September 2023 - 14:39

Track Rating: Synthetic , Weather: Fine, Rail Position: True

Section	Overall	1400m	1200m	1000m	800m	600m	400m	200m
Section Times	1:33.88 [3] (0:10.40)	1:23.48 [1] (0:11.80)	1:11.68 [2] (0:11.30)	1:00.38 [2] (0:11.48)	0:48.90 [2] (0:11.72)	0:37.18 [2] (0:11.77)	0:25.41 [2] (0:12.37)	0:13.04 [3] (0:13.04)
Average Speed [km/h]	48.5	61.8	63.6	63.3	62.2	61.5	58.5	55.4
Top Speed [km/h]	61.9	63.3	65.0	64.0	63.7	62.7	61.4	56.5
Avg. Dist. to Rail [m]	4.5	1.7	0.9	1.4	2.4	1.7	2.9	3.6
Avg. Stride Freq. [Hz]	2.3	2.3	2.3	2.3	2.3	2.4	2.3	2.3
Avg. Stride Length [m]	6.6	7.3	7.6	7.6	7.5	7.3	7.0	6.8



- [] Ranking at each section and finish
- .-.- No data available at this section
- NA No data available



Horse/Jockey Name	Step On Fire
Final Rank	4
Fastest Section Time (Section)	0:10.44 (Overall)
Top Speed [km/h] (Section)	64.2 (1200m)
Race State	Finished



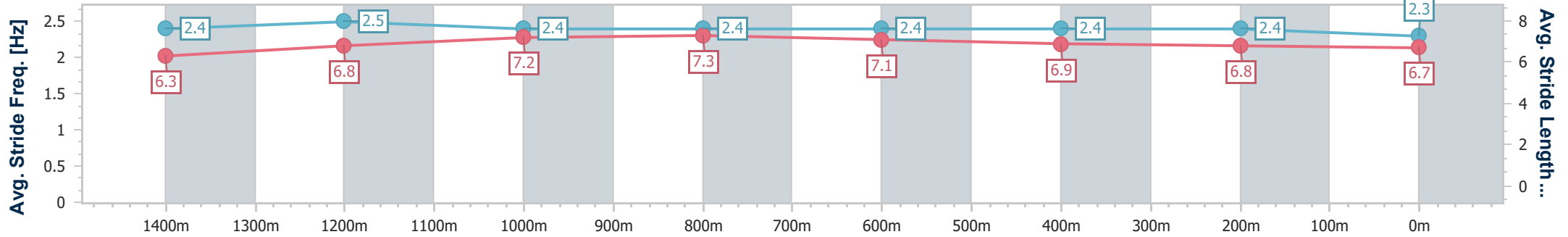
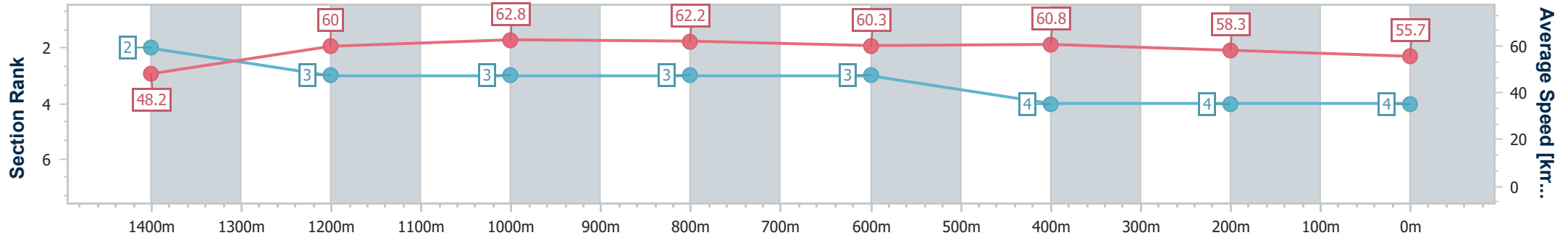
Aquis Park Gold Coast Poly QLD Professional
 Race 3: Simmons Livingstone & Associates BENCHMARK 60
 Handicap - 1540m



16 September 2023 - 14:39

Track Rating: Synthetic , Weather: Fine, Rail Position: True

Section	Overall	1400m	1200m	1000m	800m	600m	400m	200m
Section Times	1:34.60 [4] (0:10.44)	1:24.16 [2] (0:11.99)	1:12.17 [3] (0:11.45)	1:00.72 [3] (0:11.58)	0:49.14 [3] (0:11.92)	0:37.22 [3] (0:11.87)	0:25.35 [4] (0:12.39)	0:12.96 [4] (0:12.96)
Average Speed [km/h]	48.2	60.0	62.8	62.2	60.3	60.8	58.3	55.7
Top Speed [km/h]	60.4	61.8	64.2	63.4	61.1	61.8	59.8	57.6
Avg. Dist. to Rail [m]	2.5	0.7	0.4	0.3	0.5	0.7	3.0	5.3
Avg. Stride Freq. [Hz]	2.4	2.5	2.4	2.4	2.4	2.4	2.4	2.3
Avg. Stride Length [m]	6.3	6.8	7.2	7.3	7.1	6.9	6.8	6.7



- [] Ranking at each section and finish
- .-.- No data available at this section
- NA No data available



Horse/Jockey Name	Sassy Choice
Final Rank	5
Fastest Section Time (Section)	0:10.55 (Overall)
Top Speed [km/h] (Section)	62.7 (1000m)
Race State	Finished



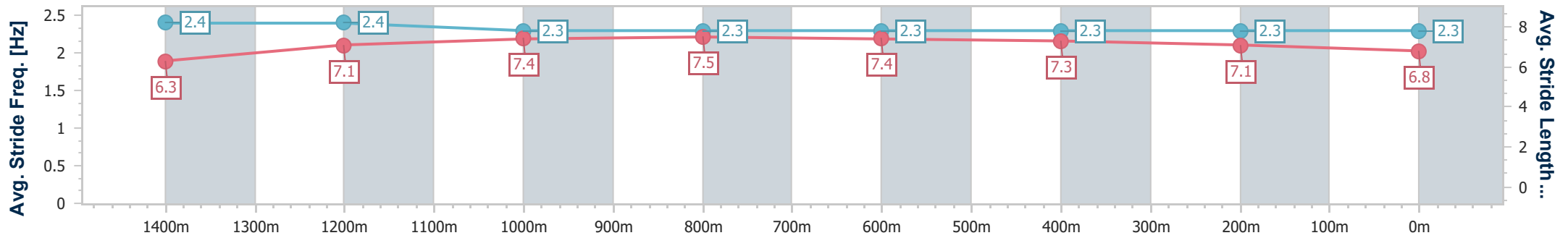
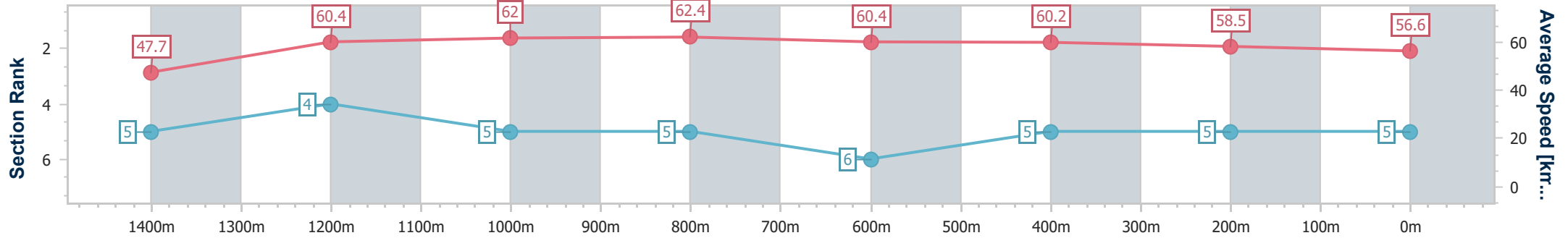
Aquis Park Gold Coast Poly QLD Professional
Race 3: Simmons Livingstone & Associates BENCHMARK 60
Handicap - 1540m



16 September 2023 - 14:39

Track Rating: Synthetic , Weather: Fine, Rail Position: True

Section	Overall	1400m	1200m	1000m	800m	600m	400m	200m
Section Times	1:34.76 [5] (0:10.55)	1:24.21 [5] (0:12.01)	1:12.20 [4] (0:11.61)	1:00.59 [5] (0:11.55)	0:49.04 [5] (0:11.94)	0:37.10 [6] (0:11.97)	0:25.13 [5] (0:12.36)	0:12.77 [5] (0:12.77)
Average Speed [km/h]	47.7	60.4	62.0	62.4	60.4	60.2	58.5	56.6
Top Speed [km/h]	60.4	61.6	62.5	62.7	61.4	61.6	59.3	58.3
Avg. Dist. to Rail [m]	3.4	0.8	0.4	0.2	0.4	0.6	3.2	4.1
Avg. Stride Freq. [Hz]	2.4	2.4	2.3	2.3	2.3	2.3	2.3	2.3
Avg. Stride Length [m]	6.3	7.1	7.4	7.5	7.4	7.3	7.1	6.8



- [] Ranking at each section and finish
- .-.- No data available at this section
- NA No data available



Horse/Jockey Name	Great Ambition
Final Rank	6
Fastest Section Time (Section)	0:10.87 (Overall)
Top Speed [km/h] (Section)	63.6 (1000m)
Race State	Finished



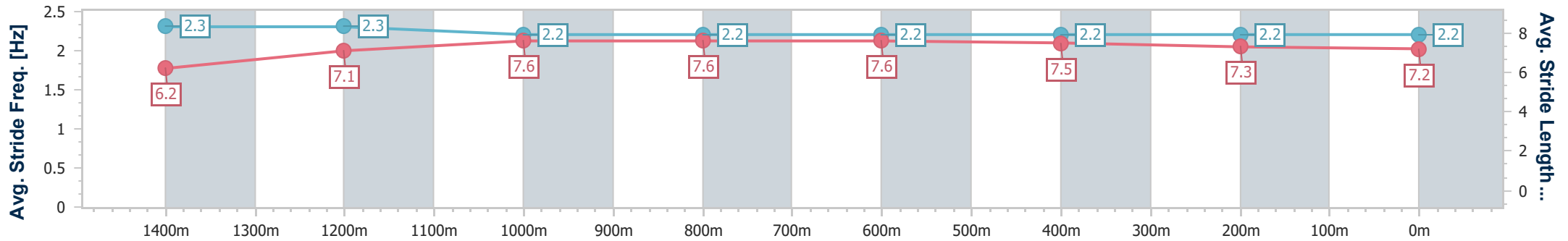
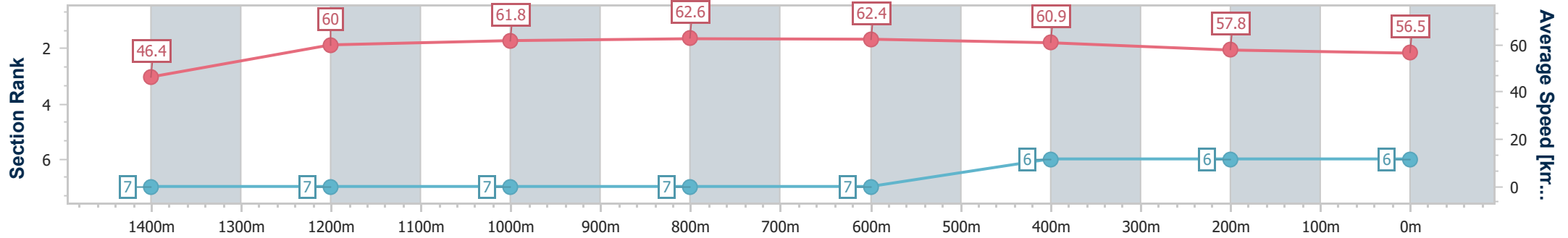
Aquis Park Gold Coast Poly QLD Professional
Race 3: Simmons Livingstone & Associates BENCHMARK 60
Handicap - 1540m



16 September 2023 - 14:39

Track Rating: Synthetic , Weather: Fine, Rail Position: True

Section	Overall	1400m	1200m	1000m	800m	600m	400m	200m
Section Times	1:35.22 [6] (0:10.87)	1:24.35 [7] (0:12.20)	1:12.15 [7] (0:11.65)	1:00.50 [7] (0:11.60)	0:48.90 [7] (0:11.69)	0:37.21 [7] (0:11.96)	0:25.25 [6] (0:12.50)	0:12.75 [6] (0:12.75)
Average Speed [km/h]	46.4	60.0	61.8	62.6	62.4	60.9	57.8	56.5
Top Speed [km/h]	62.5	61.6	62.3	63.6	63.4	62.5	59.2	57.3
Avg. Dist. to Rail [m]	6.5	2.2	1.3	1.7	2.5	2.3	2.9	5.0
Avg. Stride Freq. [Hz]	2.3	2.3	2.2	2.2	2.2	2.2	2.2	2.2
Avg. Stride Length [m]	6.2	7.1	7.6	7.6	7.6	7.5	7.3	7.2



- [] Ranking at each section and finish
- .-.- No data available at this section
- NA No data available



Horse/Jockey Name	Kaique
Final Rank	7
Fastest Section Time (Section)	0:10.52 (Overall)
Top Speed [km/h] (Section)	64.4 (1200m)
Race State	Finished



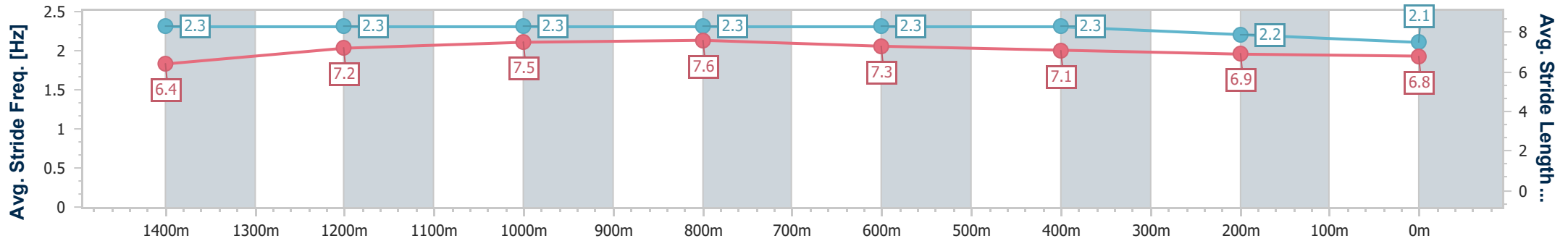
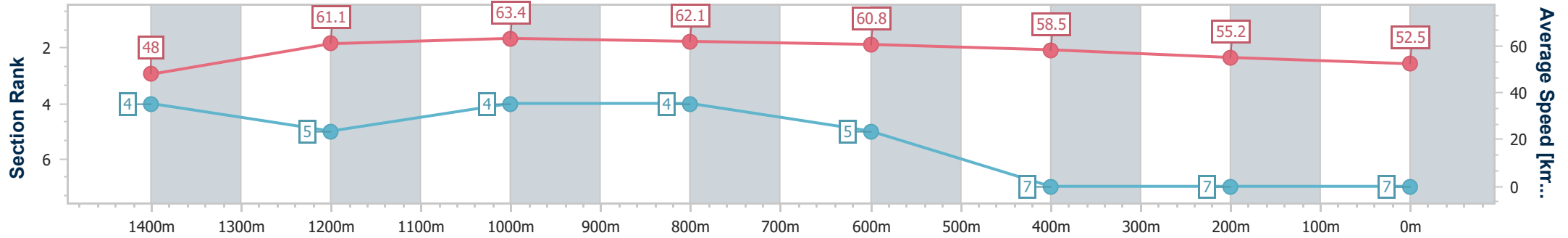
Aquis Park Gold Coast Poly QLD Professional
Race 3: Simmons Livingstone & Associates BENCHMARK 60
Handicap - 1540m



16 September 2023 - 14:39

Track Rating: Synthetic , Weather: Fine, Rail Position: True

Section	Overall	1400m	1200m	1000m	800m	600m	400m	200m
Section Times	1:36.87 [7] (0:10.52)	1:26.35 [4] (0:12.12)	1:14.23 [5] (0:11.34)	1:02.89 [4] (0:11.64)	0:51.25 [4] (0:12.01)	0:39.24 [5] (0:12.43)	0:26.81 [7] (0:13.07)	0:13.74 [7] (0:13.74)
Average Speed [km/h]	48.0	61.1	63.4	62.1	60.8	58.5	55.2	52.5
Top Speed [km/h]	62.8	63.7	64.4	62.9	61.3	60.6	56.6	53.9
Avg. Dist. to Rail [m]	8.1	3.6	2.3	1.7	2.5	2.3	1.2	1.6
Avg. Stride Freq. [Hz]	2.3	2.3	2.3	2.3	2.3	2.3	2.2	2.1
Avg. Stride Length [m]	6.4	7.2	7.5	7.6	7.3	7.1	6.9	6.8



- [] Ranking at each section and finish
- .-.- No data available at this section
- NA No data available



Horse/Jockey Name	The Carpenter
Final Rank	2147483647
Fastest Section Time (Section)	0:00.00 (Overall)
Top Speed [km/h] (Section)	--
Race State	DidNotFinish



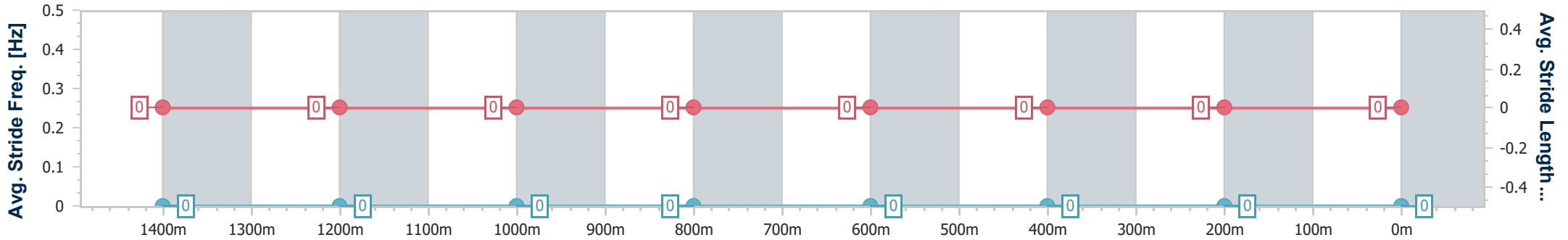
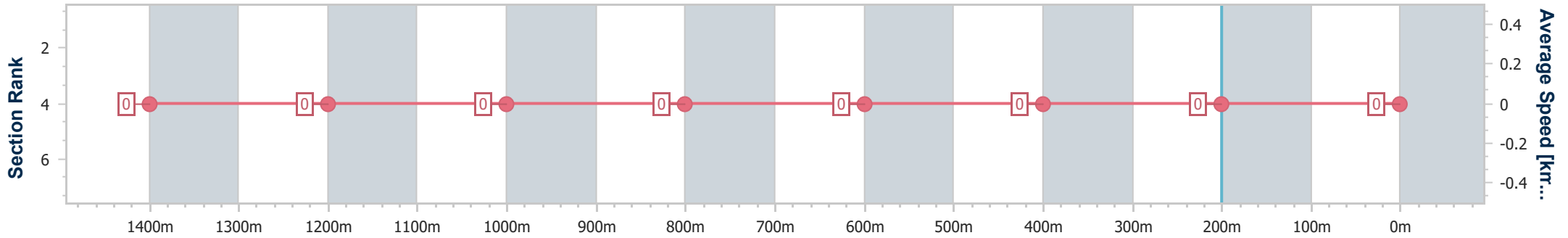
Aquis Park Gold Coast Poly QLD Professional
 Race 3: Simmons Livingstone & Associates BENCHMARK 60
 Handicap - 1540m



16 September 2023 - 14:39

Track Rating: Synthetic , Weather: Fine, Rail Position: True

Section	Overall	1400m	1200m	1000m	800m	600m	400m	200m						
Section Times	---	---	---	---	---	---	---	---						
Average Speed [km/h]	0.0	0.0	0.0	0.0	0.0	0.0	0.0	0.0						
Top Speed [km/h]	--	--	--	--	--	--	--	--						
Avg. Dist. to Rail [m]	0.0	0.0	0.0	0.0	0.0	0.0	0.0	0.0						
Avg. Stride Freq. [Hz]	--	--	--	--	--	--	--	--						
Avg. Stride Length [m]	--	--	--	--	--	--	--	--						



- [] Ranking at each section and finish
- No data available at this section
- NA No data available