



Aquis Park Gold Coast Poly QLD Professional

Race 2: K2 Law Class 1 Handicap - 1900m

16 September 2023 - 14:00



Track Rating: Synthetic , Weather: Fine, Rail Position: True

| Section | | | | | | | | | | | | | | |
|-------------|----------------------|-----------------------------------|----------------------|--|----------------------|--------------------------|--------------------------|--------------------------|--------------------------|--------------------------|--------------------------|--------------------------|---------|------------------------|
| Field Times | Overall | 1800m | 1600m | 1400m | 1200m | 1000m | 800m | Last 600m | | | | | | |
| | 1:58.13 (0:08.25) | 1:49.88 (0:11.92) | 1:37.96 (0:12.58) | 1:25.38 (0:12.67) | 1:12.71 (0:12.02) | 1:00.69 (0:11.94) | 0:48.75 (0:12.16) | 0:00.00 | | | | | | |
| Rank | TAB | Horse/Jockey | Barrier | Top Speed [km/h] | Fastest Section | | | | | | | | | Distance Travelled [m] |
| 1 | 5 | TROPIC SANDS Craig Robertson | 10 | 62.6 1800m | 0:08.25 Overall | 1:58.13 [1] (0:08.25) | 1:49.88 [1] (0:11.92) | 1:37.96 [1] (0:12.61) | 1:25.35 [2] (0:12.64) | 1:12.71 [1] (0:12.19) | 1:00.52 [2] (0:11.83) | 0:48.69 [2] (0:12.10) | 0:36.59 | |
| 2 | 1 | TIRITIRI Noel Callow | 3 | 62.1 800m | 0:08.84 Overall | 1:58.24 [2] (0:08.84) | 1:49.40 [7] (0:11.95) | 1:37.45 [5] (0:12.65) | 1:24.80 [6] (0:12.58) | 1:12.22 [6] (0:12.35) | 0:59.87 [6] (0:11.90) | 0:47.97 [5] (0:11.80) | 0:36.17 | -1 |
| 3 | 7 | VICTORY BEANS Anthony Allen | 5 | 61.6 1200m | 0:08.63 Overall | 1:59.05 [3] (0:08.63) | 1:50.42 [5] (0:12.18) | 1:38.24 [6] (0:12.48) | 1:25.76 [4] (0:12.33) | 1:13.43 [3] (0:11.82) | 1:01.61 [1] (0:11.94) | 0:49.67 [1] (0:12.16) | 0:37.51 | +8 |
| 4 | 6 | PATTI WAGGIN Michael Cahill | 2 | 63.0 600m | 0:08.44 Overall | 1:59.18 [4] (0:08.44) | 1:50.74 [3] (0:12.15) | 1:38.59 [4] (0:12.76) | 1:25.83 [5] (0:12.58) | 1:13.25 [5] (0:12.39) | 1:00.86 [5] (0:11.96) | 0:48.90 [6] (0:11.85) | 0:37.05 | +9 |
| 5 | 8 | CHAYSE 'N' STORMS Karl Zechner | 9 | Data was not able to be tracked for this horse | | -:--:- | -:--:- | -:--:- | -:--:- | -:--:- | -:--:- | -:--:- | -:--:- | -:--:- |
| 6 | 10 | MISS PIERPOINT Nozi Tomizawa | 1 | 62.1 1800m | 0:08.37 Overall | 1:59.81 [6] (0:08.37) | 1:51.44 [2] (0:12.13) | 1:39.31 [3] (0:12.64) | 1:26.67 [3] (0:12.50) | 1:14.17 [4] (0:12.30) | 1:01.87 [3] (0:11.95) | 0:49.92 [3] (0:11.93) | 0:37.99 | +0 |
| 7 | 9 | MYSTERIOUS LADY Jason Taylor | 4 | 61.9 800m | 0:08.72 Overall | 2:01.51 [7] (0:08.72) | 1:52.79 [6] (0:12.34) | 1:40.45 [7] (0:12.63) | 1:27.82 [7] (0:12.46) | 1:15.36 [7] (0:12.36) | 1:03.00 [7] (0:11.98) | 0:51.02 [7] (0:12.00) | 0:39.02 | +7 |
| 8 | 2 | THE WELLIAN Emily Lang | 6 | 62.4 1800m | 0:08.52 Overall | 2:01.57 [8] (0:08.52) | 1:53.05 [4] (0:11.92) | 1:41.13 [2] (0:12.31) | 1:28.82 [1] (0:12.79) | 1:16.03 [2] (0:12.45) | 1:03.58 [4] (0:11.94) | 0:51.64 [4] (0:12.05) | 0:39.59 | +9 |

Scratched: Green Essence (#4), Capiteel (#3)

[] Ranking at each section and finish
 -:--:- No data available at this section
 NA No data available

SCN Saddle cloth number
 DNF Did not finish
 DNT Did not track



Aquis Park Gold Coast Poly QLD Professional

Race 2: K2 Law Class 1 Handicap - 1900m

16 September 2023 - 14:00



Track Rating: Synthetic , Weather: Fine, Rail Position: True

| Section | | | | 600m | 400m | 200m | | | Last 600m | | |
|-------------|-----|--|---------|--|----------------------|--------------------------|--------------------------|--------------------------|-----------|---------|------------------------|
| Field Times | | | | 0:36.59 (0:12.00) | 0:24.59 (0:12.08) | 0:12.51 (0:12.51) | | | 0:00.00 | | |
| Rank | TAB | Horse/Jockey | Barrier | Top Speed [km/h] | Fastest Section | Margin | | Margin | | | Distance Travelled [m] |
| 1 | 5 | TROPIC SANDS Craig Robertson | 10 | 62.6 1800m | 0:08.25 Overall | 0:36.59 [2] (0:12.00) | 0:24.59 [1] (0:12.08) | 0:12.51 [1] (0:12.51) | 1:58.13 | 0:36.59 | |
| 2 | 1 | TIRITIRI Noel Callow | 3 | 62.1 800m | 0:08.84 Overall | 0:36.17 [5] (0:12.05) | 0:24.12 [4] (0:11.98) | 0:12.14 [2] (0:12.14) | 0.5L | 0:36.17 | -1 |
| 3 | 7 | VICTORY BEANS Anthony Allen | 5 | 61.6 1200m | 0:08.63 Overall | 0:37.51 [1] (0:12.16) | 0:25.35 [2] (0:12.61) | 0:12.74 [3] (0:12.74) | 5.3L | 0:37.51 | +8 |
| 4 | 6 | PATTI WAGGIN Michael Cahill | 2 | 63.0 600m | 0:08.44 Overall | 0:37.05 [6] (0:12.02) | 0:25.03 [5] (0:12.35) | 0:12.68 [4] (0:12.68) | 6.1L | 0:37.05 | +9 |
| 5 | 8 | CHAYSE 'N' STORMS Karl Zechner | 9 | Data was not able to be tracked for this horse | | -:--:-- | -:--:-- | -:--:-- | 7.4L | -:--:-- | ----- |
| 6 | 10 | MISS PIERPOINT Nozi Tomizawa | 1 | 62.1 1800m | 0:08.37 Overall | 0:37.99 [3] (0:12.14) | 0:25.85 [3] (0:12.66) | 0:13.19 [5] (0:13.19) | 9.7L | 0:37.99 | +0 |
| 7 | 9 | MYSTERIOUS LADY Jason Taylor | 4 | 61.9 800m | 0:08.72 Overall | 0:39.02 [7] (0:12.36) | 0:26.66 [7] (0:13.05) | 0:13.61 [6] (0:13.61) | 19.5L | 0:39.02 | +7 |
| 8 | 2 | THE WELLIAN Emily Lang | 6 | 62.4 1800m | 0:08.52 Overall | 0:39.59 [4] (0:12.65) | 0:26.94 [6] (0:13.29) | 0:13.65 [7] (0:13.65) | 19.8L | 0:39.59 | +9 |

Scratched: Green Essence (#4), Capiteel (#3)

[] Ranking at each section and finish
 -:--:-- No data available at this section
 NA No data available

SCN Saddle cloth number
 DNF Did not finish
 DNT Did not track



| | |
|--------------------------------|-------------------|
| Horse/Jockey Name | Tropic Sands |
| Final Rank | 1 |
| Fastest Section Time (Section) | 0:08.25 (Overall) |
| Top Speed [km/h] (Section) | 62.6 (1800m) |
| Race State | Finished |



Aquis Park Gold Coast Poly QLD Professional

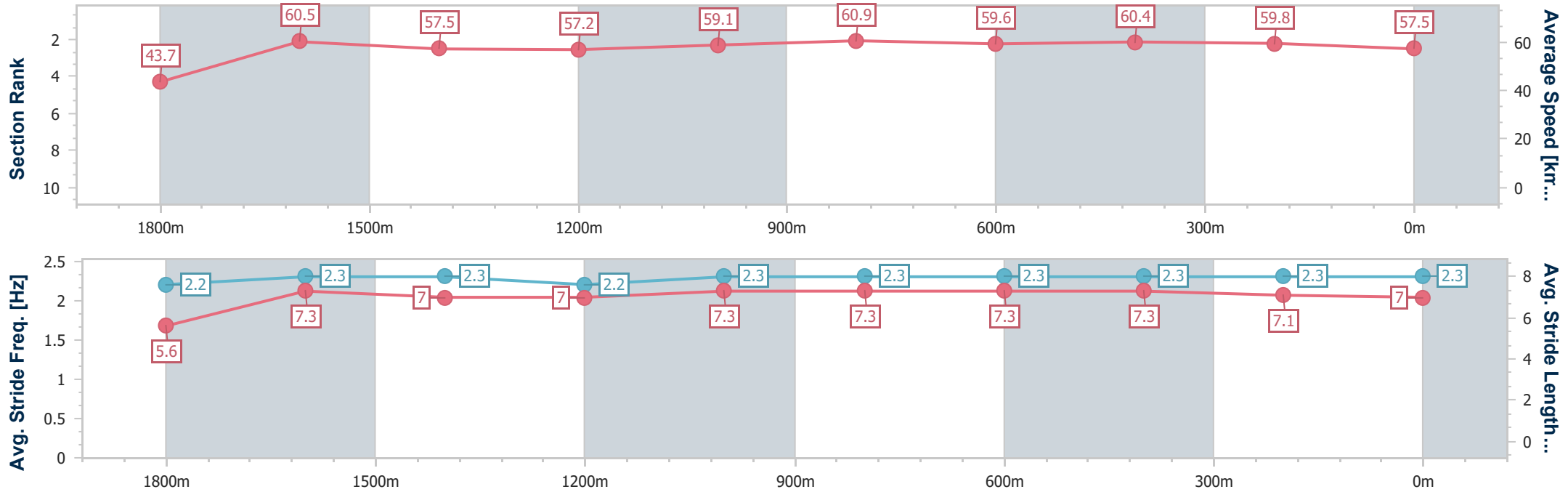
Race 2: K2 Law Class 1 Handicap - 1900m

16 September 2023 - 14:00

Track Rating: Synthetic , Weather: Fine, Rail Position: True



| Section | Overall | 1800m | 1600m | 1400m | 1200m | 1000m | 800m | 600m | 400m | 200m | | | |
|------------------------|--------------------------|--------------------------|--------------------------|--------------------------|--------------------------|--------------------------|--------------------------|--------------------------|--------------------------|--------------------------|--|--|--|
| Section Times | 1:58.13 [1] (0:08.25) | 1:49.88 [1] (0:11.92) | 1:37.96 [1] (0:12.61) | 1:25.35 [2] (0:12.64) | 1:12.71 [1] (0:12.19) | 1:00.52 [2] (0:11.83) | 0:48.69 [2] (0:12.10) | 0:36.59 [2] (0:12.00) | 0:24.59 [1] (0:12.08) | 0:12.51 [1] (0:12.51) | | | |
| Average Speed [km/h] | 43.7 | 60.5 | 57.5 | 57.2 | 59.1 | 60.9 | 59.6 | 60.4 | 59.8 | 57.5 | | | |
| Top Speed [km/h] | 60.8 | 62.6 | 60.5 | 59.7 | 60.4 | 62.2 | 60.0 | 61.9 | 61.1 | 59.2 | | | |
| Avg. Dist. to Rail [m] | 6.5 | 2.2 | 2.6 | 0.8 | 1.3 | 0.6 | 0.7 | 1.0 | 1.4 | 3.2 | | | |
| Avg. Stride Freq. [Hz] | 2.2 | 2.3 | 2.3 | 2.2 | 2.3 | 2.3 | 2.3 | 2.3 | 2.3 | 2.3 | | | |
| Avg. Stride Length [m] | 5.6 | 7.3 | 7.0 | 7.0 | 7.3 | 7.3 | 7.3 | 7.3 | 7.1 | 7.0 | | | |



- [] Ranking at each section and finish
- .-.- No data available at this section
- NA No data available



| | |
|--------------------------------|-------------------|
| Horse/Jockey Name | Tiritiri |
| Final Rank | 2 |
| Fastest Section Time (Section) | 0:08.84 (Overall) |
| Top Speed [km/h] (Section) | 62.1 (800m) |
| Race State | Finished |



Aquis Park Gold Coast Poly QLD Professional

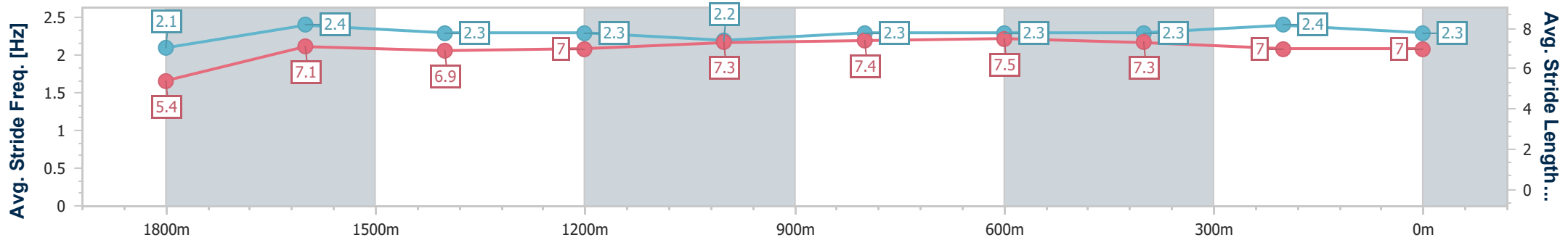
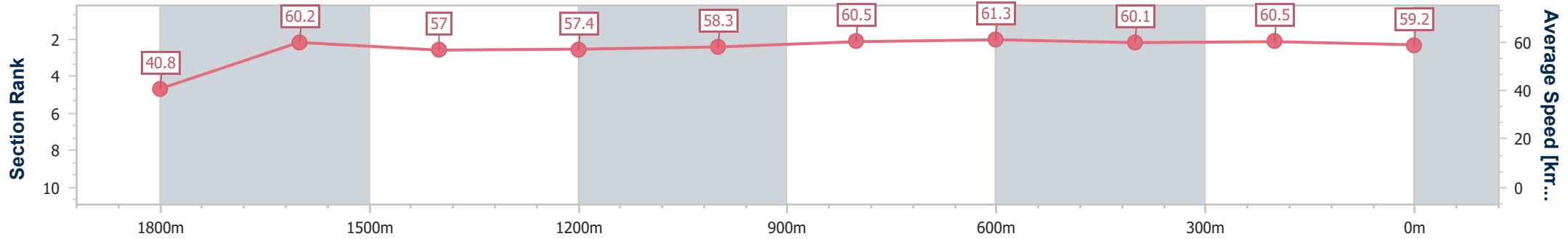
Race 2: K2 Law Class 1 Handicap - 1900m

16 September 2023 - 14:00

Track Rating: Synthetic , Weather: Fine, Rail Position: True



| Section | Overall | 1800m | 1600m | 1400m | 1200m | 1000m | 800m | 600m | 400m | 200m |
|------------------------|--------------------------|--------------------------|--------------------------|--------------------------|--------------------------|--------------------------|--------------------------|--------------------------|--------------------------|--------------------------|
| Section Times | 1:58.24 [2] (0:08.84) | 1:49.40 [7] (0:11.95) | 1:37.45 [5] (0:12.65) | 1:24.80 [6] (0:12.58) | 1:12.22 [6] (0:12.35) | 0:59.87 [6] (0:11.90) | 0:47.97 [5] (0:11.80) | 0:36.17 [5] (0:12.05) | 0:24.12 [4] (0:11.98) | 0:12.14 [2] (0:12.14) |
| Average Speed [km/h] | 40.8 | 60.2 | 57.0 | 57.4 | 58.3 | 60.5 | 61.3 | 60.1 | 60.5 | 59.2 |
| Top Speed [km/h] | 58.9 | 61.2 | 59.1 | 58.7 | 59.7 | 61.2 | 62.1 | 60.9 | 61.3 | 61.2 |
| Avg. Dist. to Rail [m] | 2.3 | 0.1 | 0.8 | 0.4 | 0.7 | 0.6 | 0.6 | 1.3 | 3.5 | 5.7 |
| Avg. Stride Freq. [Hz] | 2.1 | 2.4 | 2.3 | 2.3 | 2.2 | 2.3 | 2.3 | 2.3 | 2.4 | 2.3 |
| Avg. Stride Length [m] | 5.4 | 7.1 | 6.9 | 7.0 | 7.3 | 7.4 | 7.5 | 7.3 | 7.0 | 7.0 |



- [] Ranking at each section and finish
- .-.- No data available at this section
- NA No data available



| | |
|--------------------------------|-------------------|
| Horse/Jockey Name | Victory Beans |
| Final Rank | 3 |
| Fastest Section Time (Section) | 0:08.63 (Overall) |
| Top Speed [km/h] (Section) | 61.6 (1200m) |
| Race State | Finished |



Aquis Park Gold Coast Poly QLD Professional

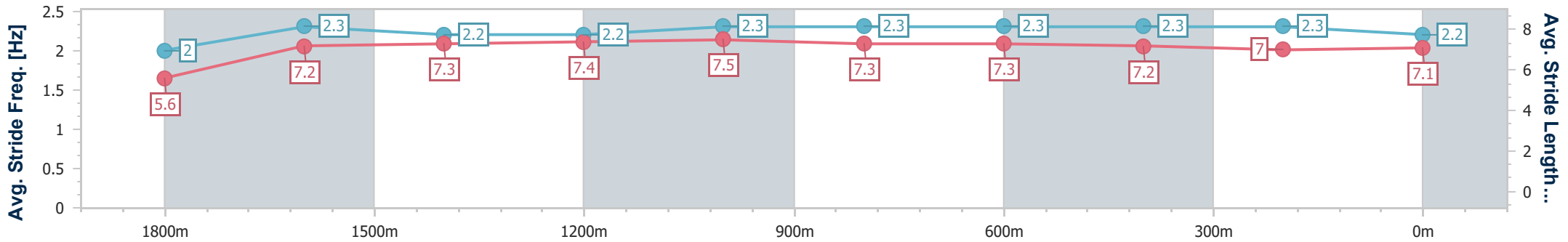
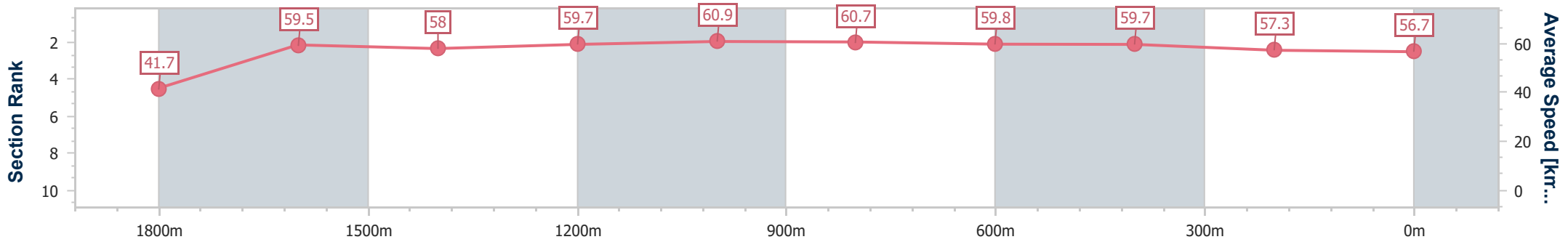
Race 2: K2 Law Class 1 Handicap - 1900m

16 September 2023 - 14:00

Track Rating: Synthetic , Weather: Fine, Rail Position: True



| Section | Overall | 1800m | 1600m | 1400m | 1200m | 1000m | 800m | 600m | 400m | 200m |
|------------------------|--------------------------|--------------------------|--------------------------|--------------------------|--------------------------|--------------------------|--------------------------|--------------------------|--------------------------|--------------------------|
| Section Times | 1:59.05 [3] (0:08.63) | 1:50.42 [5] (0:12.18) | 1:38.24 [6] (0:12.48) | 1:25.76 [4] (0:12.33) | 1:13.43 [3] (0:11.82) | 1:01.61 [1] (0:11.94) | 0:49.67 [1] (0:12.16) | 0:37.51 [1] (0:12.16) | 0:25.35 [2] (0:12.61) | 0:12.74 [3] (0:12.74) |
| Average Speed [km/h] | 41.7 | 59.5 | 58.0 | 59.7 | 60.9 | 60.7 | 59.8 | 59.7 | 57.3 | 56.7 |
| Top Speed [km/h] | 58.2 | 60.8 | 60.2 | 60.9 | 61.6 | 61.1 | 60.4 | 61.0 | 58.2 | 57.4 |
| Avg. Dist. to Rail [m] | 4.1 | 2.0 | 2.6 | 2.9 | 2.8 | 1.6 | 1.9 | 1.7 | 1.0 | 1.8 |
| Avg. Stride Freq. [Hz] | 2.0 | 2.3 | 2.2 | 2.2 | 2.3 | 2.3 | 2.3 | 2.3 | 2.3 | 2.2 |
| Avg. Stride Length [m] | 5.6 | 7.2 | 7.3 | 7.4 | 7.5 | 7.3 | 7.3 | 7.2 | 7.0 | 7.1 |



- [] Ranking at each section and finish
- .-.- No data available at this section
- NA No data available



| | |
|--------------------------------|-------------------|
| Horse/Jockey Name | Patti Waggin |
| Final Rank | 4 |
| Fastest Section Time (Section) | 0:08.44 (Overall) |
| Top Speed [km/h] (Section) | 63.0 (600m) |
| Race State | Finished |



Aquis Park Gold Coast Poly QLD Professional

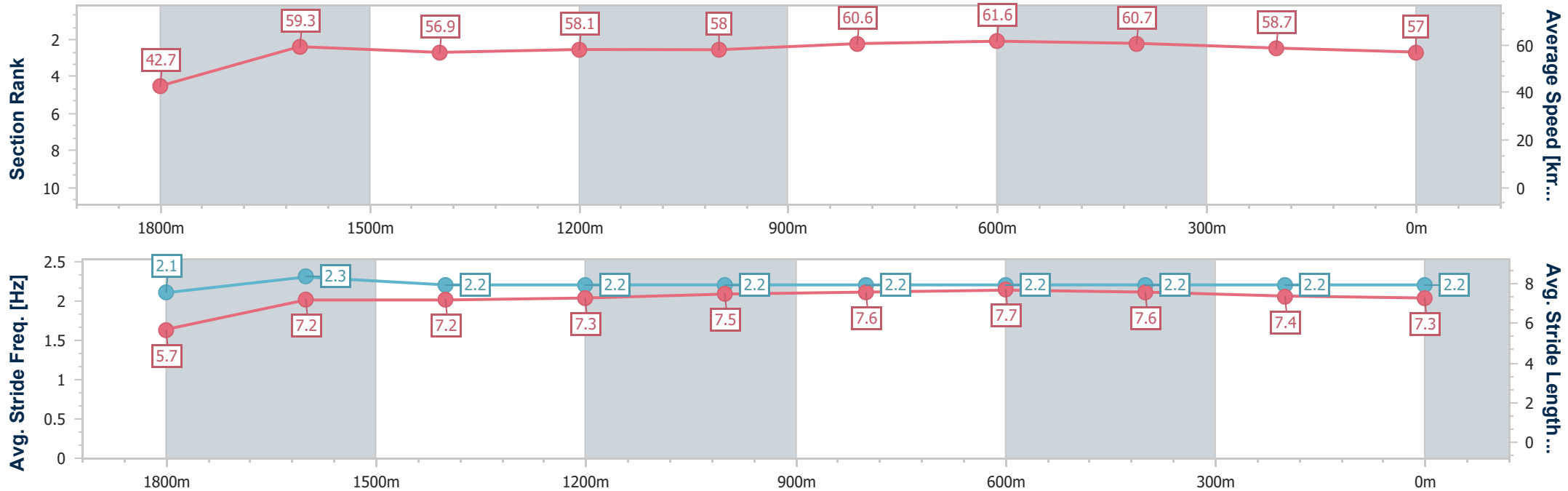
Race 2: K2 Law Class 1 Handicap - 1900m

16 September 2023 - 14:00

Track Rating: Synthetic , Weather: Fine, Rail Position: True



| Section | Overall | 1800m | 1600m | 1400m | 1200m | 1000m | 800m | 600m | 400m | 200m |
|------------------------|--------------------------|--------------------------|--------------------------|--------------------------|--------------------------|--------------------------|--------------------------|--------------------------|--------------------------|--------------------------|
| Section Times | 1:59.18 [4] (0:08.44) | 1:50.74 [3] (0:12.15) | 1:38.59 [4] (0:12.76) | 1:25.83 [5] (0:12.58) | 1:13.25 [5] (0:12.39) | 1:00.86 [5] (0:11.96) | 0:48.90 [6] (0:11.85) | 0:37.05 [6] (0:12.02) | 0:25.03 [5] (0:12.35) | 0:12.68 [4] (0:12.68) |
| Average Speed [km/h] | 42.7 | 59.3 | 56.9 | 58.1 | 58.0 | 60.6 | 61.6 | 60.7 | 58.7 | 57.0 |
| Top Speed [km/h] | 57.6 | 60.4 | 57.8 | 59.0 | 59.1 | 61.3 | 63.0 | 63.0 | 59.5 | 58.5 |
| Avg. Dist. to Rail [m] | 1.6 | 0.6 | 2.3 | 2.1 | 2.8 | 1.9 | 2.9 | 2.8 | 4.1 | 5.3 |
| Avg. Stride Freq. [Hz] | 2.1 | 2.3 | 2.2 | 2.2 | 2.2 | 2.2 | 2.2 | 2.2 | 2.2 | 2.2 |
| Avg. Stride Length [m] | 5.7 | 7.2 | 7.2 | 7.3 | 7.5 | 7.6 | 7.7 | 7.6 | 7.4 | 7.3 |



- [] Ranking at each section and finish
- .-.- No data available at this section
- NA No data available



| | |
|--------------------------------|-------------------|
| Horse/Jockey Name | Miss Pierpoint |
| Final Rank | 6 |
| Fastest Section Time (Section) | 0:08.37 (Overall) |
| Top Speed [km/h] (Section) | 62.1 (1800m) |
| Race State | Finished |



Aquis Park Gold Coast Poly QLD Professional

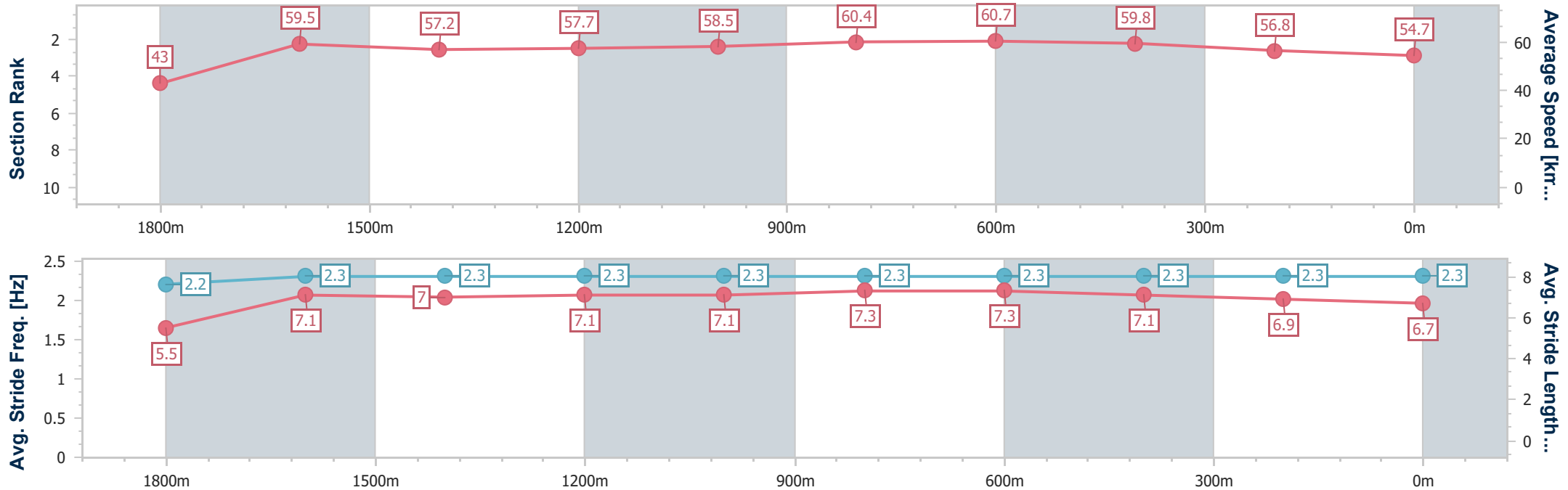
Race 2: K2 Law Class 1 Handicap - 1900m

16 September 2023 - 14:00

Track Rating: Synthetic , Weather: Fine, Rail Position: True



| Section | Overall | 1800m | 1600m | 1400m | 1200m | 1000m | 800m | 600m | 400m | 200m |
|------------------------|--------------------------|--------------------------|--------------------------|--------------------------|--------------------------|--------------------------|--------------------------|--------------------------|--------------------------|--------------------------|
| Section Times | 1:59.81 [6] (0:08.37) | 1:51.44 [2] (0:12.13) | 1:39.31 [3] (0:12.64) | 1:26.67 [3] (0:12.50) | 1:14.17 [4] (0:12.30) | 1:01.87 [3] (0:11.95) | 0:49.92 [3] (0:11.93) | 0:37.99 [3] (0:12.14) | 0:25.85 [3] (0:12.66) | 0:13.19 [5] (0:13.19) |
| Average Speed [km/h] | 43.0 | 59.5 | 57.2 | 57.7 | 58.5 | 60.4 | 60.7 | 59.8 | 56.8 | 54.7 |
| Top Speed [km/h] | 58.1 | 62.1 | 58.7 | 58.9 | 59.3 | 60.8 | 61.5 | 61.0 | 58.5 | 56.0 |
| Avg. Dist. to Rail [m] | 1.4 | 0.6 | 0.9 | 0.4 | 0.5 | 0.2 | 1.2 | 1.7 | 0.8 | 1.7 |
| Avg. Stride Freq. [Hz] | 2.2 | 2.3 | 2.3 | 2.3 | 2.3 | 2.3 | 2.3 | 2.3 | 2.3 | 2.3 |
| Avg. Stride Length [m] | 5.5 | 7.1 | 7.0 | 7.1 | 7.1 | 7.3 | 7.3 | 7.1 | 6.9 | 6.7 |



- [] Ranking at each section and finish
- .-.- No data available at this section
- NA No data available



| | |
|--------------------------------|-------------------|
| Horse/Jockey Name | Mysterious Lady |
| Final Rank | 7 |
| Fastest Section Time (Section) | 0:08.72 (Overall) |
| Top Speed [km/h] (Section) | 61.9 (800m) |
| Race State | Finished |



Aquis Park Gold Coast Poly QLD Professional

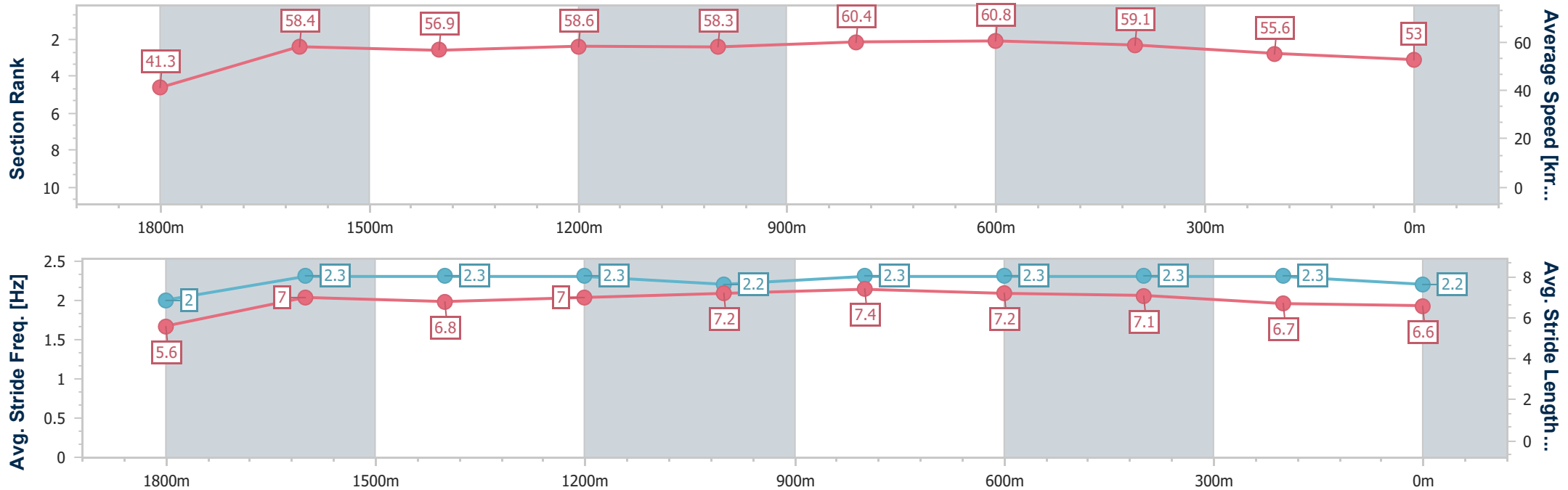
Race 2: K2 Law Class 1 Handicap - 1900m

16 September 2023 - 14:00

Track Rating: Synthetic , Weather: Fine, Rail Position: True



| Section | Overall | 1800m | 1600m | 1400m | 1200m | 1000m | 800m | 600m | 400m | 200m |
|------------------------|--------------------------|--------------------------|--------------------------|--------------------------|--------------------------|--------------------------|--------------------------|--------------------------|--------------------------|--------------------------|
| Section Times | 2:01.51 [7] (0:08.72) | 1:52.79 [6] (0:12.34) | 1:40.45 [7] (0:12.63) | 1:27.82 [7] (0:12.46) | 1:15.36 [7] (0:12.36) | 1:03.00 [7] (0:11.98) | 0:51.02 [7] (0:12.00) | 0:39.02 [7] (0:12.36) | 0:26.66 [7] (0:13.05) | 0:13.61 [6] (0:13.61) |
| Average Speed [km/h] | 41.3 | 58.4 | 56.9 | 58.6 | 58.3 | 60.4 | 60.8 | 59.1 | 55.6 | 53.0 |
| Top Speed [km/h] | 56.4 | 60.2 | 61.6 | 61.4 | 59.1 | 61.2 | 61.9 | 61.8 | 56.9 | 55.0 |
| Avg. Dist. to Rail [m] | 2.9 | 0.9 | 0.9 | 1.6 | 2.4 | 2.0 | 2.8 | 2.8 | 4.2 | 4.1 |
| Avg. Stride Freq. [Hz] | 2.0 | 2.3 | 2.3 | 2.3 | 2.2 | 2.3 | 2.3 | 2.3 | 2.3 | 2.2 |
| Avg. Stride Length [m] | 5.6 | 7.0 | 6.8 | 7.0 | 7.2 | 7.4 | 7.2 | 7.1 | 6.7 | 6.6 |



- [] Ranking at each section and finish
- .-.- No data available at this section
- NA No data available



| | |
|--------------------------------|-------------------|
| Horse/Jockey Name | The Wellian |
| Final Rank | 8 |
| Fastest Section Time (Section) | 0:08.52 (Overall) |
| Top Speed [km/h] (Section) | 62.4 (1800m) |
| Race State | Finished |



Aquis Park Gold Coast Poly QLD Professional

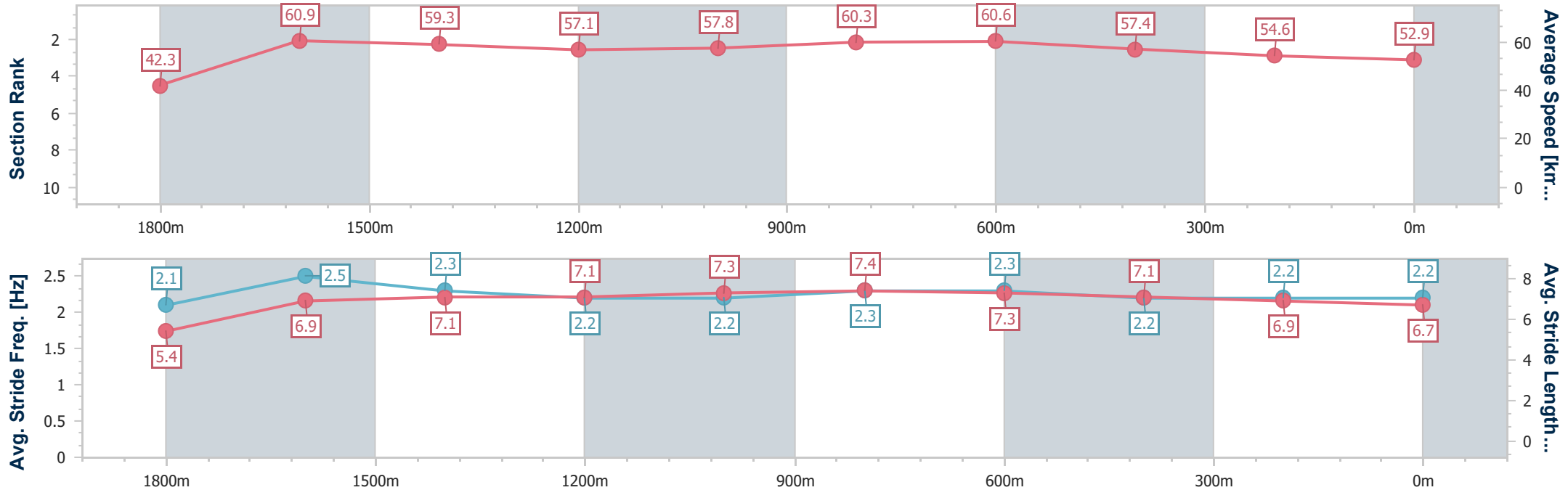
Race 2: K2 Law Class 1 Handicap - 1900m

16 September 2023 - 14:00

Track Rating: Synthetic , Weather: Fine, Rail Position: True



| Section | Overall | 1800m | 1600m | 1400m | 1200m | 1000m | 800m | 600m | 400m | 200m | | | |
|------------------------|--------------------------|--------------------------|--------------------------|--------------------------|--------------------------|--------------------------|--------------------------|--------------------------|--------------------------|--------------------------|--|--|--|
| Section Times | 2:01.57 [8] (0:08.52) | 1:53.05 [4] (0:11.92) | 1:41.13 [2] (0:12.31) | 1:28.82 [1] (0:12.79) | 1:16.03 [2] (0:12.45) | 1:03.58 [4] (0:11.94) | 0:51.64 [4] (0:12.05) | 0:39.59 [4] (0:12.65) | 0:26.94 [6] (0:13.29) | 0:13.65 [7] (0:13.65) | | | |
| Average Speed [km/h] | 42.3 | 60.9 | 59.3 | 57.1 | 57.8 | 60.3 | 60.6 | 57.4 | 54.6 | 52.9 | | | |
| Top Speed [km/h] | 59.5 | 62.4 | 60.5 | 58.7 | 59.5 | 60.9 | 61.1 | 59.8 | 55.3 | 54.4 | | | |
| Avg. Dist. to Rail [m] | 4.5 | 2.3 | 4.2 | 1.8 | 1.7 | 1.0 | 2.1 | 2.3 | 2.9 | 0.9 | | | |
| Avg. Stride Freq. [Hz] | 2.1 | 2.5 | 2.3 | 2.2 | 2.2 | 2.3 | 2.3 | 2.2 | 2.2 | 2.2 | | | |
| Avg. Stride Length [m] | 5.4 | 6.9 | 7.1 | 7.1 | 7.3 | 7.4 | 7.3 | 7.1 | 6.9 | 6.7 | | | |



- [] Ranking at each section and finish
- .-.- No data available at this section
- NA No data available



| | |
|--------------------------------|-------------------|
| Horse/Jockey Name | Chayse 'N' Storms |
| Final Rank | 5 |
| Fastest Section Time (Section) | --:-- |
| Top Speed [km/h] (Section) | -- |
| Race State | DidNotTrack |



Aquis Park Gold Coast Poly QLD Professional

Race 2: K2 Law Class 1 Handicap - 1900m

16 September 2023 - 14:00

Track Rating: Synthetic , Weather: Fine, Rail Position: True



| Section | Overall | 1800m | 1600m | 1400m | 1200m | 1000m | 800m | 600m | 400m | 200m | | | |
|------------------------|---------|-------|-------|-------|-------|-------|-------|-------|-------|-------|--|--|--|
| Section Times | --:-- | --:-- | --:-- | --:-- | --:-- | --:-- | --:-- | --:-- | --:-- | --:-- | | | |
| Average Speed [km/h] | -- | -- | -- | -- | -- | -- | -- | -- | -- | -- | | | |
| Top Speed [km/h] | -- | -- | -- | -- | -- | -- | -- | -- | -- | -- | | | |
| Avg. Dist. to Rail [m] | -- | -- | -- | -- | -- | -- | -- | -- | -- | -- | | | |
| Avg. Stride Freq. [Hz] | -- | -- | -- | -- | -- | -- | -- | -- | -- | -- | | | |
| Avg. Stride Length [m] | -- | -- | -- | -- | -- | -- | -- | -- | -- | -- | | | |

- [] Ranking at each section and finish
- :-- No data available at this section
- NA No data available