



Doomben QLD Professional

Race 6: QUEENSLAND UNIONS BENCHMARK 68 Handicap - 1200m

13 September 2023 - 16:03



BRISBANE
RACING CLUB

Track Rating: Good 4, Weather: Fine, Rail Position: +7.5m Entire Course

Section		Overall	1000m	800m	600m	400m	200m	Last 600m					
Field Times		1:09.02 (0:13.22)	0:55.80 (0:10.70)	0:45.10 (0:11.10)	0:34.00 (0:11.29)	0:22.71 (0:11.12)	0:11.59 (0:11.59)	0:34.00					
Rank	TAB Horse/Jockey	Barrier	Top Speed [km/h]	Fastest Section								Margin	Distance Travelled [m]
1	3 BOOM TORQUE James Orman	8	69.9 400m	0:10.75 400m	1:09.02 [1] (0:13.58)	0:55.44 [6] (0:10.78)	0:44.66 [6] (0:11.22)	0:33.44 [7] (0:11.10)	0:22.34 [6] (0:10.75)	0:11.59 [1] (0:11.59)	1:09.02	0:33.44	
2	6 MOVEITMOVEIT Bailey Wheeler	3	70.3 1000m	0:10.60 1000m	1:09.17 [2] (0:13.58)	0:55.59 [5] (0:10.60)	0:44.99 [4] (0:11.05)	0:33.94 [4] (0:11.23)	0:22.71 [3] (0:11.02)	0:11.69 [3] (0:11.69)	0.88L	0:33.94	-6
3	2 DAYTONA Cejay Graham	12	70.2 1000m	0:10.66 1000m	1:09.33 [3] (0:13.37)	0:55.96 [3] (0:10.66)	0:45.30 [3] (0:11.10)	0:34.20 [2] (0:11.24)	0:22.96 [2] (0:11.11)	0:11.85 [2] (0:11.85)	1.79L	0:34.20	+1
4	8 ORPHAN'S TRUST Ben Thompson	5	67.8 1000m	0:10.81 1000m	1:09.57 [4] (0:13.62)	0:55.95 [7] (0:10.81)	0:45.14 [7] (0:11.04)	0:34.10 [5] (0:11.14)	0:22.96 [4] (0:11.04)	0:11.92 [5] (0:11.92)	3.26L	0:34.10	-4
5	5 MISHANI FRAUDSTER Boris Thornton	4	67.8 1000m	0:10.84 1000m	1:09.89 [5] (0:13.40)	0:56.49 [4] (0:10.84)	0:45.65 [5] (0:11.24)	0:34.41 [6] (0:11.20)	0:23.21 [7] (0:11.06)	0:12.15 [6] (0:12.15)	5.12L	0:34.41	+1
6	9 DELYTH Mark Du Plessis	2	69.9 1000m	0:10.67 1000m	1:09.91 [6] (0:13.28)	0:56.63 [2] (0:10.67)	0:45.96 [2] (0:11.07)	0:34.89 [1] (0:11.29)	0:23.60 [1] (0:11.31)	0:12.29 [4] (0:12.29)	5.21L	0:34.89	-7
7	7 SPILL THE TEARS Angela Jones	6	69.5 Overall	0:10.70 1000m	1:10.37 [7] (0:13.22)	0:57.15 [1] (0:10.70)	0:46.45 [1] (0:11.30)	0:35.15 [3] (0:11.41)	0:23.74 [5] (0:11.37)	0:12.37 [7] (0:12.37)	7.92L	0:35.15	+3
8	11 BLACK IVORY Damien Thornton	10	67.3 1000m	0:10.84 1000m	1:11.14 [8] (0:13.89)	0:57.25 [8] (0:10.84)	0:46.41 [8] (0:11.13)	0:35.28 [8] (0:11.18)	0:24.10 [8] (0:11.29)	0:12.81 [8] (0:12.81)	12.49L	0:35.28	-3

Scratched: Exceed Expect (#12), Brocky (#4), Shanjomi (#10), Pocket Full (#1), Hoot 'N' Holler (#13)

[] Ranking at each section and finish
 -:-:- No data available at this section
 NA No data available

SCN Saddle cloth number
 DNF Did not finish
 DNT Did not track



Horse/Jockey Name	Boom Torque
Final Rank	1
Fastest Section Time (Section)	0:10.75 (400m)
Top Speed [km/h] (Section)	69.9 (400m)
Race State	Finished

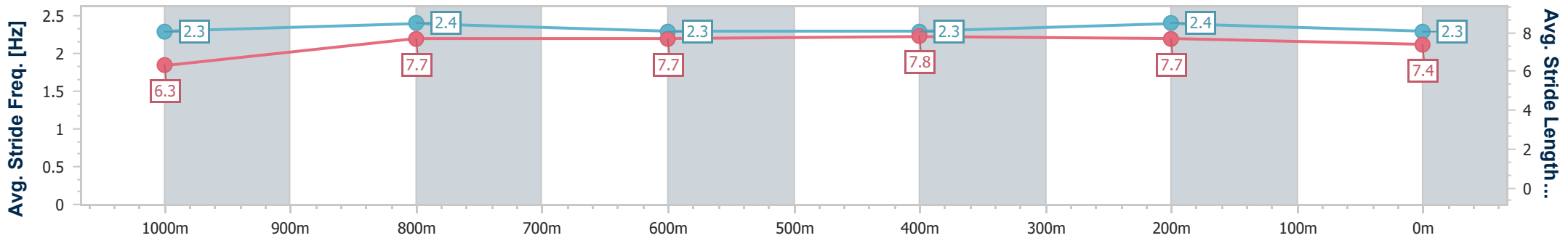
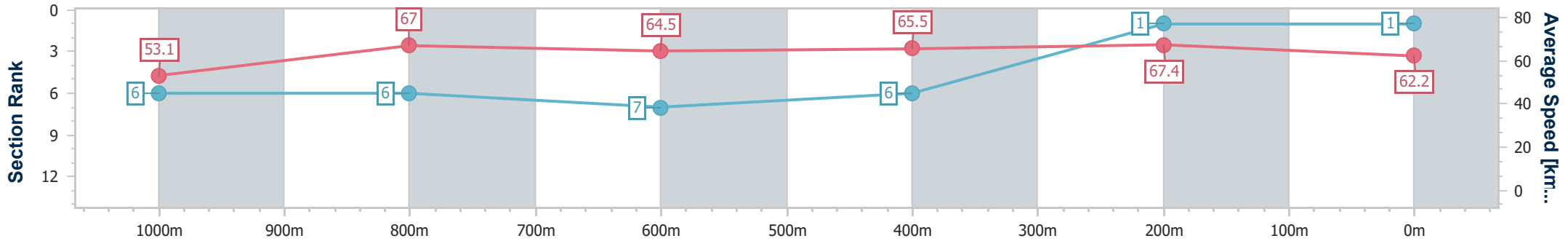


Doomben QLD Professional
Race 6: QUEENSLAND UNIONS BENCHMARK 68 Handicap - 1200m
 13 September 2023 - 16:03
 Track Rating: Good 4, Weather: Fine, Rail Position: +7.5m Entire Course



BRISBANE
RACING CLUB

Section	Overall	1000m	800m	600m	400m	200m
Section Times	1:09.02 [1] (0:13.58)	0:55.44 [6] (0:10.78)	0:44.66 [6] (0:11.22)	0:33.44 [7] (0:11.10)	0:22.34 [6] (0:10.75)	0:11.59 [1] (0:11.59)
Average Speed [km/h]	53.1	67.0	64.5	65.5	67.4	62.2
Top Speed [km/h]	69.2	69.1	66.5	66.6	69.9	66.3
Avg. Dist. to Rail [m]	5.5	1.8	0.8	1.7	5.4	5.0
Avg. Stride Freq. [Hz]	2.3	2.4	2.3	2.3	2.4	2.3
Avg. Stride Length [m]	6.3	7.7	7.7	7.8	7.7	7.4



- [] Ranking at each section and finish
- .-.- No data available at this section
- NA No data available



Horse/Jockey Name	Moveitmoveit
Final Rank	2
Fastest Section Time (Section)	0:10.60 (1000m)
Top Speed [km/h] (Section)	70.3 (1000m)
Race State	Finished

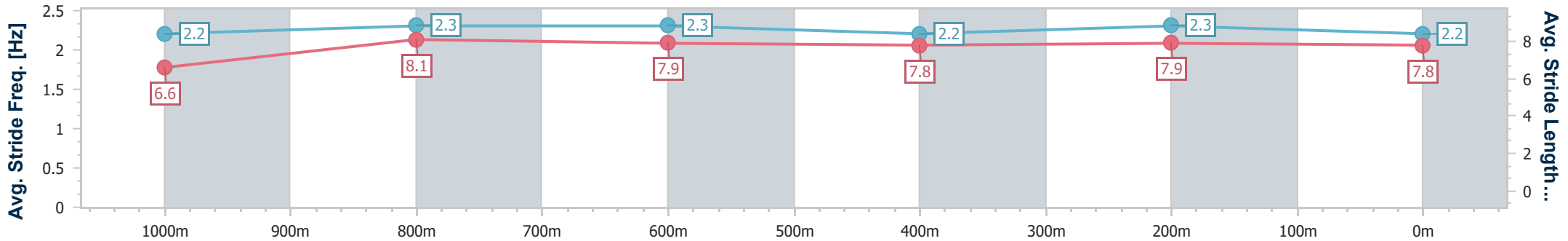
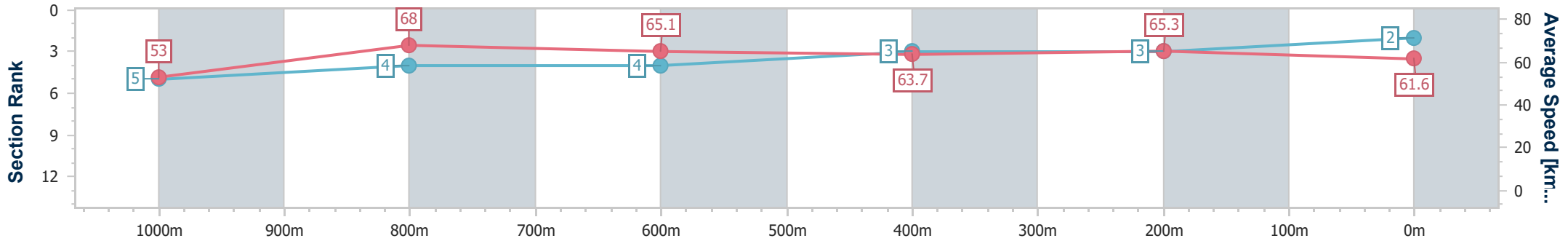


Doomben QLD Professional
Race 6: QUEENSLAND UNIONS BENCHMARK 68 Handicap - 1200m
 13 September 2023 - 16:03
 Track Rating: Good 4, Weather: Fine, Rail Position: +7.5m Entire Course



BRISBANE
RACING CLUB

Section	Overall	1000m	800m	600m	400m	200m
Section Times	1:09.17 [2] (0:13.58)	0:55.59 [5] (0:10.60)	0:44.99 [4] (0:11.05)	0:33.94 [4] (0:11.23)	0:22.71 [3] (0:11.02)	0:11.69 [3] (0:11.69)
Average Speed [km/h]	53.0	68.0	65.1	63.7	65.3	61.6
Top Speed [km/h]	69.9	70.3	65.5	64.7	66.6	64.6
Avg. Dist. to Rail [m]	1.4	0.7	0.2	0.8	0.9	0.7
Avg. Stride Freq. [Hz]	2.2	2.3	2.3	2.2	2.3	2.2
Avg. Stride Length [m]	6.6	8.1	7.9	7.8	7.9	7.8



- [] Ranking at each section and finish
- .-.- No data available at this section
- NA No data available



Horse/Jockey Name	Daytona
Final Rank	3
Fastest Section Time (Section)	0:10.66 (1000m)
Top Speed [km/h] (Section)	70.2 (1000m)
Race State	Finished

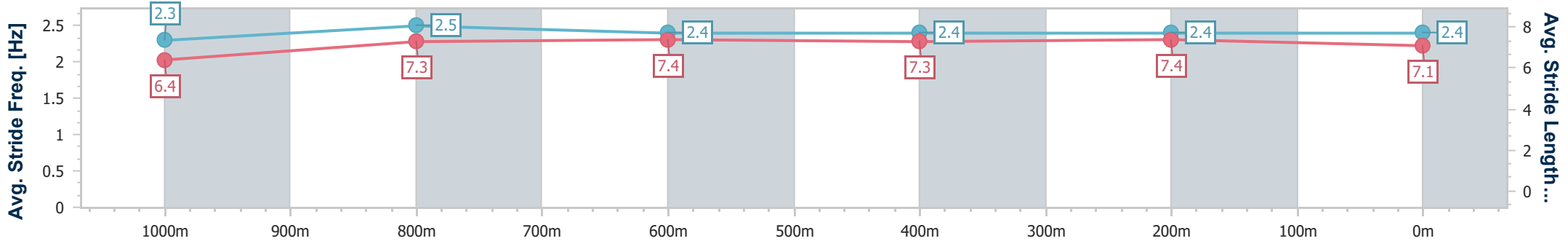
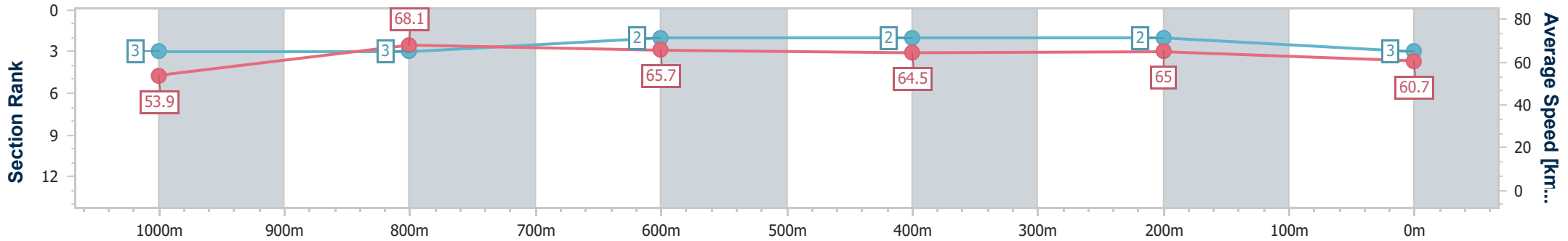


Doomben QLD Professional
Race 6: QUEENSLAND UNIONS BENCHMARK 68 Handicap - 1200m
 13 September 2023 - 16:03
 Track Rating: Good 4, Weather: Fine, Rail Position: +7.5m Entire Course



BRISBANE
RACING CLUB

Section	Overall	1000m	800m	600m	400m	200m
Section Times	1:09.33 [3] (0:13.37)	0:55.96 [3] (0:10.66)	0:45.30 [3] (0:11.10)	0:34.20 [2] (0:11.24)	0:22.96 [2] (0:11.11)	0:11.85 [2] (0:11.85)
Average Speed [km/h]	53.9	68.1	65.7	64.5	65.0	60.7
Top Speed [km/h]	67.2	70.2	66.8	66.1	66.3	64.2
Avg. Dist. to Rail [m]	7.8	3.1	2.3	1.5	2.1	4.1
Avg. Stride Freq. [Hz]	2.3	2.5	2.4	2.4	2.4	2.4
Avg. Stride Length [m]	6.4	7.3	7.4	7.3	7.4	7.1



- [] Ranking at each section and finish
- .-.- No data available at this section
- NA No data available



Horse/Jockey Name	Orphan's Trust
Final Rank	4
Fastest Section Time (Section)	0:10.81 (1000m)
Top Speed [km/h] (Section)	67.8 (1000m)
Race State	Finished

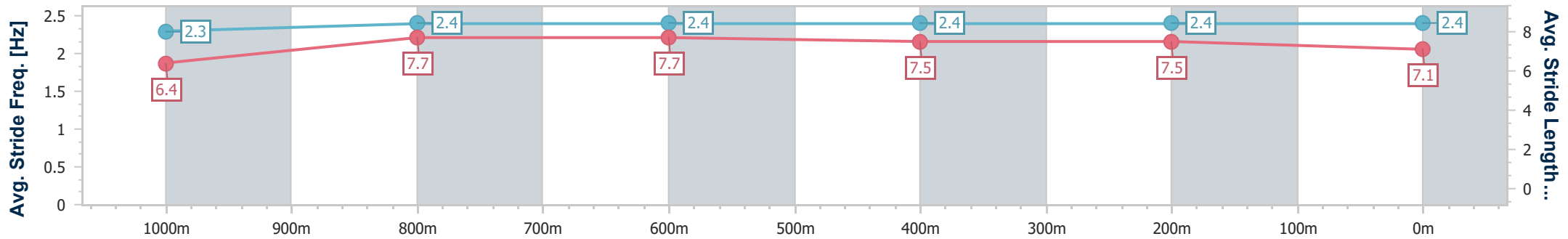
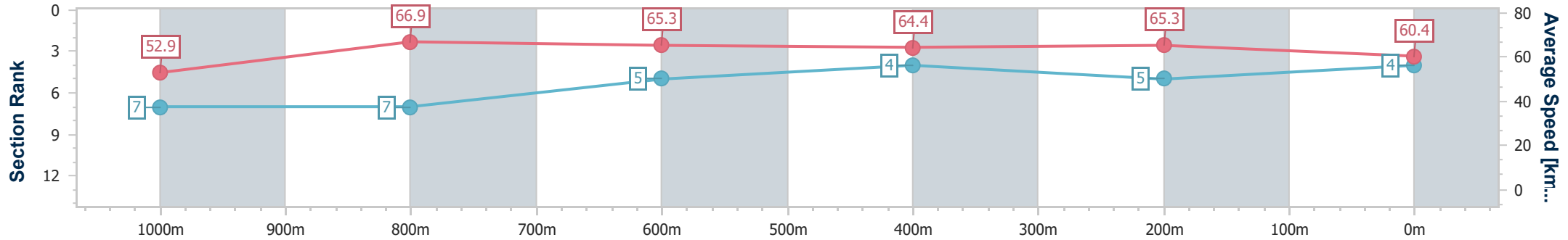


Doomben QLD Professional
Race 6: QUEENSLAND UNIONS BENCHMARK 68 Handicap - 1200m
 13 September 2023 - 16:03
 Track Rating: Good 4, Weather: Fine, Rail Position: +7.5m Entire Course



BRISBANE
RACING CLUB

Section	Overall	1000m	800m	600m	400m	200m
Section Times	1:09.57 [4] (0:13.62)	0:55.95 [7] (0:10.81)	0:45.14 [7] (0:11.04)	0:34.10 [5] (0:11.14)	0:22.96 [4] (0:11.04)	0:11.92 [5] (0:11.92)
Average Speed [km/h]	52.9	66.9	65.3	64.4	65.3	60.4
Top Speed [km/h]	66.9	67.8	66.1	65.8	66.8	64.0
Avg. Dist. to Rail [m]	3.8	1.9	0.4	0.6	3.2	5.2
Avg. Stride Freq. [Hz]	2.3	2.4	2.4	2.4	2.4	2.4
Avg. Stride Length [m]	6.4	7.7	7.7	7.5	7.5	7.1



- [] Ranking at each section and finish
- .-.- No data available at this section
- NA No data available



Horse/Jockey Name	Mishani Fraudster
Final Rank	5
Fastest Section Time (Section)	0:10.84 (1000m)
Top Speed [km/h] (Section)	67.8 (1000m)
Race State	Finished

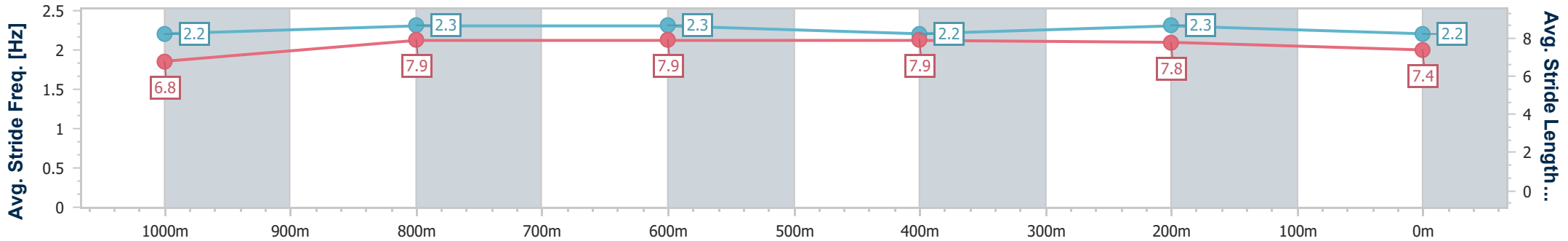
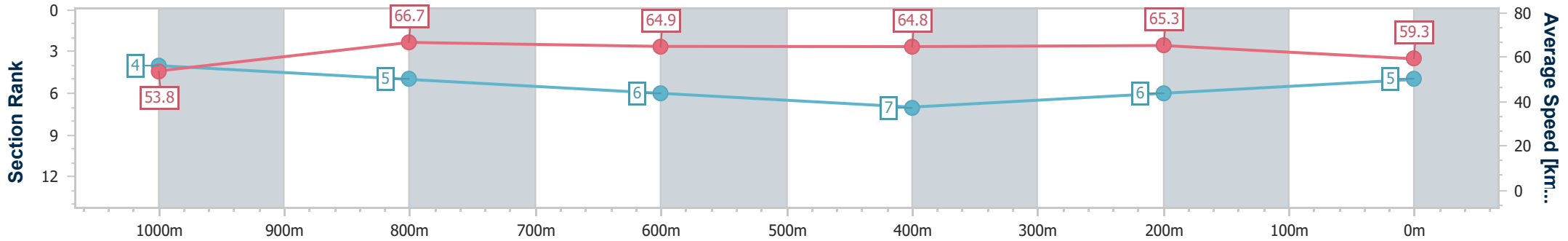


Doomben QLD Professional
Race 6: QUEENSLAND UNIONS BENCHMARK 68 Handicap - 1200m
 13 September 2023 - 16:03
 Track Rating: Good 4, Weather: Fine, Rail Position: +7.5m Entire Course



BRISBANE
RACING CLUB

Section	Overall	1000m	800m	600m	400m	200m
Section Times	1:09.89 [5] (0:13.40)	0:56.49 [4] (0:10.84)	0:45.65 [5] (0:11.24)	0:34.41 [6] (0:11.20)	0:23.21 [7] (0:11.06)	0:12.15 [6] (0:12.15)
Average Speed [km/h]	53.8	66.7	64.9	64.8	65.3	59.3
Top Speed [km/h]	67.2	67.8	65.5	66.0	66.2	64.1
Avg. Dist. to Rail [m]	2.6	2.0	2.4	1.4	4.0	6.5
Avg. Stride Freq. [Hz]	2.2	2.3	2.3	2.2	2.3	2.2
Avg. Stride Length [m]	6.8	7.9	7.9	7.9	7.8	7.4



- [] Ranking at each section and finish
- .-.- No data available at this section
- NA No data available



Horse/Jockey Name	Delyth
Final Rank	6
Fastest Section Time (Section)	0:10.67 (1000m)
Top Speed [km/h] (Section)	69.9 (1000m)
Race State	Finished

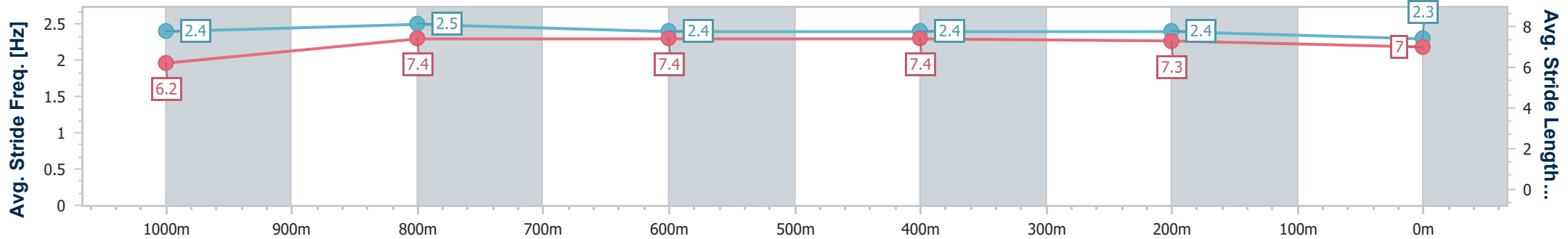
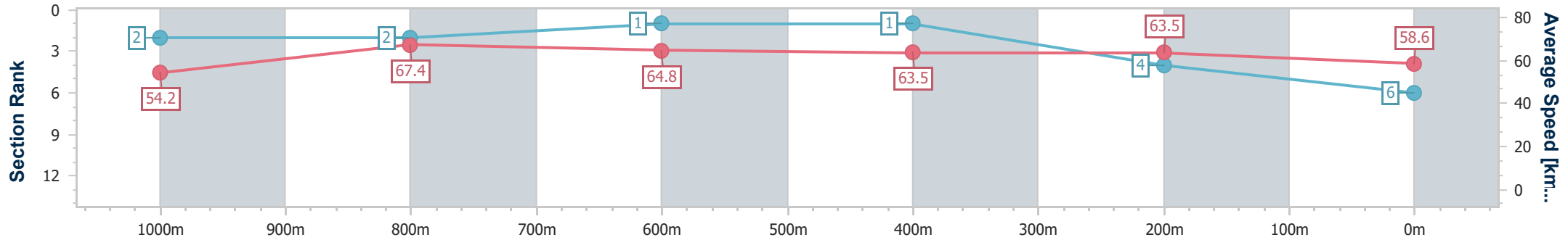


Doomben QLD Professional
Race 6: QUEENSLAND UNIONS BENCHMARK 68 Handicap - 1200m
 13 September 2023 - 16:03
 Track Rating: Good 4, Weather: Fine, Rail Position: +7.5m Entire Course



BRISBANE
RACING CLUB

Section	Overall	1000m	800m	600m	400m	200m
Section Times	1:09.91 [6] (0:13.28)	0:56.63 [2] (0:10.67)	0:45.96 [2] (0:11.07)	0:34.89 [1] (0:11.29)	0:23.60 [1] (0:11.31)	0:12.29 [4] (0:12.29)
Average Speed [km/h]	54.2	67.4	64.8	63.5	63.5	58.6
Top Speed [km/h]	69.3	69.9	65.5	64.4	64.2	61.7
Avg. Dist. to Rail [m]	0.6	0.9	0.4	0.9	0.7	2.9
Avg. Stride Freq. [Hz]	2.4	2.5	2.4	2.4	2.4	2.3
Avg. Stride Length [m]	6.2	7.4	7.4	7.4	7.3	7.0



- [] Ranking at each section and finish
- .-.- No data available at this section
- NA No data available



Horse/Jockey Name	Spill The Tears
Final Rank	7
Fastest Section Time (Section)	0:10.70 (1000m)
Top Speed [km/h] (Section)	69.5 (Overall)
Race State	Finished

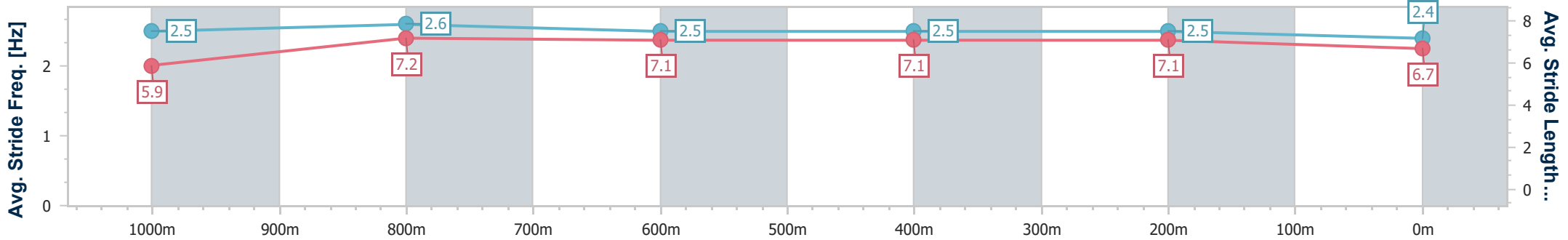
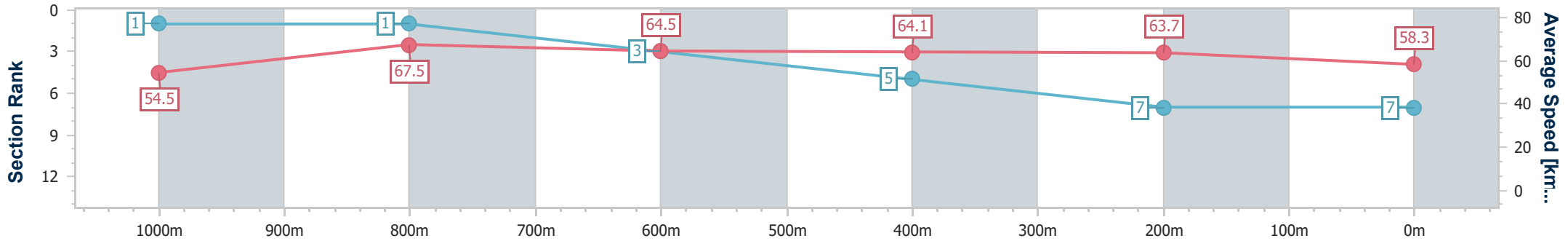


Doomben QLD Professional
Race 6: QUEENSLAND UNIONS BENCHMARK 68 Handicap - 1200m
 13 September 2023 - 16:03
 Track Rating: Good 4, Weather: Fine, Rail Position: +7.5m Entire Course



BRISBANE
RACING CLUB

Section	Overall	1000m	800m	600m	400m	200m								
Section Times	1:10.37 [7] (0:13.22)	0:57.15 [1] (0:10.70)	0:46.45 [1] (0:11.30)	0:35.15 [3] (0:11.41)	0:23.74 [5] (0:11.37)	0:12.37 [7] (0:12.37)								
Average Speed [km/h]	54.5	67.5	64.5	64.1	63.7	58.3								
Top Speed [km/h]	69.5	69.3	66.2	65.4	65.2	61.2								
Avg. Dist. to Rail [m]	4.2	1.6	2.5	2.8	3.2	2.2								
Avg. Stride Freq. [Hz]	2.5	2.6	2.5	2.5	2.5	2.4								
Avg. Stride Length [m]	5.9	7.2	7.1	7.1	7.1	6.7								



- [] Ranking at each section and finish
- .-.- No data available at this section
- NA No data available



Horse/Jockey Name	Black Ivory
Final Rank	8
Fastest Section Time (Section)	0:10.84 (1000m)
Top Speed [km/h] (Section)	67.3 (1000m)
Race State	Finished

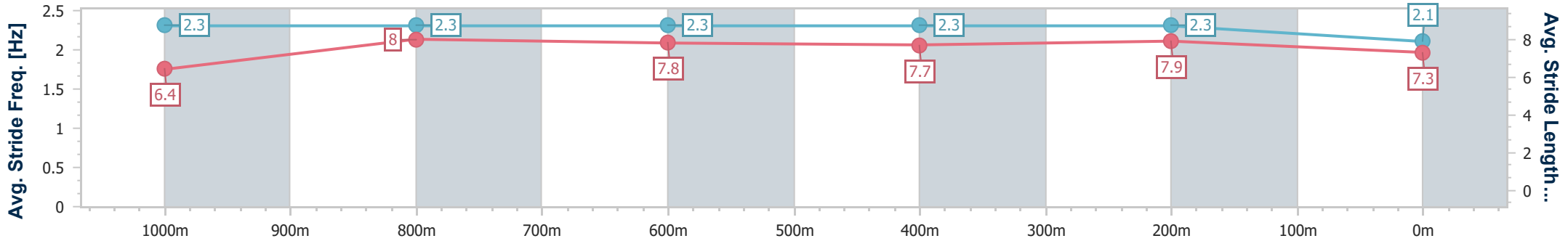
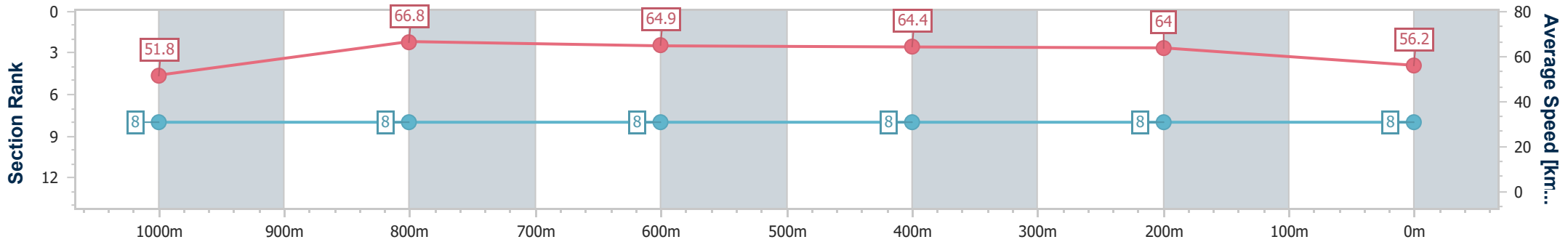


Doomben QLD Professional
Race 6: QUEENSLAND UNIONS BENCHMARK 68 Handicap - 1200m
 13 September 2023 - 16:03
 Track Rating: Good 4, Weather: Fine, Rail Position: +7.5m Entire Course



BRISBANE
RACING CLUB

Section	Overall	1000m	800m	600m	400m	200m								
Section Times	1:11.14 [8] (0:13.89)	0:57.25 [8] (0:10.84)	0:46.41 [8] (0:11.13)	0:35.28 [8] (0:11.18)	0:24.10 [8] (0:11.29)	0:12.81 [8] (0:12.81)								
Average Speed [km/h]	51.8	66.8	64.9	64.4	64.0	56.2								
Top Speed [km/h]	66.2	67.3	66.4	66.0	64.6	62.9								
Avg. Dist. to Rail [m]	6.1	1.9	0.4	0.4	2.9	5.7								
Avg. Stride Freq. [Hz]	2.3	2.3	2.3	2.3	2.3	2.1								
Avg. Stride Length [m]	6.4	8.0	7.8	7.7	7.9	7.3								



- [] Ranking at each section and finish
- .-.- No data available at this section
- NA No data available