



Doomben QLD Professional

Race 5: BERT / CIP Class 5 Handicap - 1350m

13 September 2023 - 15:28



BRISBANE
RACING CLUB

Track Rating: Good 4, Weather: Fine, Rail Position: +7.5m Entire Course

Section												Last 600m	
Field Times		Overall	1200m	1000m	800m	600m	400m						0:34.45
		1:19.02 (0:10.92)	1:08.10 (0:10.85)	0:57.25 (0:11.29)	0:45.96 (0:11.51)	0:34.45 (0:11.61)	0:22.84 (0:11.01)						
Rank	TAB Horse/Jockey	Barrier	Top Speed [km/h]	Fastest Section									Distance Travelled [m]
1	12 CALM SEEKER Madeleine Wishart	4	67.2 400m	0:10.92 Overall	1:19.02 [1] (0:10.92)	1:08.10 [1] (0:10.97)	0:57.13 [2] (0:11.32)	0:45.81 [2] (0:11.47)	0:34.34 [2] (0:11.57)	0:22.77 [3] (0:10.94)	0:34.34		
2	6 ALWAYS ON SHOW James Orman	5	69.2 400m	0:10.77 1200m	1:19.16 [2] (0:11.36)	1:07.80 [5] (0:10.77)	0:57.03 [5] (0:11.32)	0:45.71 [4] (0:11.53)	0:34.18 [5] (0:11.52)	0:22.66 [5] (0:11.03)	0:34.18 -5		
3	8 ROSE OF DUPORTH Bailey Wheeler	6	67.4 1200m	0:10.98 1200m	1:19.24 [3] (0:11.41)	1:07.83 [6] (0:10.98)	0:56.85 [6] (0:11.31)	0:45.54 [6] (0:11.51)	0:34.03 [6] (0:11.34)	0:22.69 [6] (0:11.02)	0:34.03 -6		
4	3 PRIME ASSET Ben Thompson	1	67.7 1200m	0:10.82 1200m	1:19.33 [4] (0:10.95)	1:08.38 [2] (0:10.82)	0:57.56 [1] (0:11.29)	0:46.27 [1] (0:11.51)	0:34.76 [1] (0:11.61)	0:23.15 [1] (0:11.09)	0:34.76 -4		
5	4 RED TOP Cejay Graham	9	66.6 400m	0:11.01 400m	1:19.38 [5] (0:11.45)	1:07.93 [7] (0:11.42)	0:56.51 [9] (0:11.33)	0:45.18 [9] (0:11.32)	0:33.86 [9] (0:11.33)	0:22.53 [9] (0:11.01)	0:33.86 -5		
6	7 I AM LETHAL Kyle Wilson-Taylor	7	68.9 1200m	0:10.85 1200m	1:19.51 [6] (0:11.73)	1:07.78 [9] (0:10.85)	0:56.93 [7] (0:11.27)	0:45.66 [7] (0:11.40)	0:34.26 [7] (0:11.38)	0:22.88 [7] (0:11.17)	0:34.26 -5		
7	2 FASTCONI Damien Thornton	8	67.1 1000m	0:11.08 1200m	1:19.69 [7] (0:11.61)	1:08.08 [8] (0:11.08)	0:57.00 [8] (0:11.31)	0:45.69 [8] (0:11.42)	0:34.27 [8] (0:11.26)	0:23.01 [8] (0:11.17)	0:34.27 -1		
8	5 CELESTIAL SOL Rikki Jamieson	3	67.7 1200m	0:10.88 1200m	1:19.99 [8] (0:11.06)	1:08.93 [3] (0:10.88)	0:58.05 [3] (0:11.32)	0:46.73 [3] (0:11.44)	0:35.29 [3] (0:11.50)	0:23.79 [2] (0:11.51)	0:35.29 -4		
9	9 BYRON EYES Samantha Collett	2	67.9 1200m	0:10.83 1200m	1:20.12 [9] (0:11.26)	1:08.86 [4] (0:10.83)	0:58.03 [4] (0:11.41)	0:46.62 [5] (0:11.43)	0:35.19 [4] (0:11.45)	0:23.74 [4] (0:11.28)	0:35.19 -3		

Scratched: Mob Buster (#1), Chickerartie (#10), Forever Volo (#11)

[] Ranking at each section and finish
 -:-:- No data available at this section
 NA No data available

SCN Saddle cloth number
 DNF Did not finish
 DNT Did not track



Doomben QLD Professional
Race 5: BERT / CIP Class 5 Handicap - 1350m
13 September 2023 - 15:28



Track Rating: Good 4, Weather: Fine, Rail Position: +7.5m Entire Course

Section				200m				Last 600m	
Field Times				0:11.83 (0:11.83)				0:34.45	
Rank	TAB	Horse/Jockey	Barrier	Top Speed [km/h]	Fastest Section	Margin			Distance Travelled [m]
1	12	CALM SEEKER Madeleine Wishart	4	67.2 400m	0:10.92 Overall	0:11.83 [1] (0:11.83)	1:19.02		0:34.34
2	6	ALWAYS ON SHOW James Orman	5	69.2 400m	0:10.77 1200m	0:11.63 [3] (0:11.63)	0.82L		0:34.18 -5
3	8	ROSE OF DUPORTH Bailey Wheeler	6	67.4 1200m	0:10.98 1200m	0:11.67 [4] (0:11.67)	1.29L		0:34.03 -6
4	3	PRIME ASSET Ben Thompson	1	67.7 1200m	0:10.82 1200m	0:12.06 [2] (0:12.06)	1.81L		0:34.76 -4
5	4	RED TOP Cejay Graham	9	66.6 400m	0:11.01 400m	0:11.52 [9] (0:11.52)	2.1L		0:33.86 -5
6	7	I AM LETHAL Kyle Wilson-Taylor	7	68.9 1200m	0:10.85 1200m	0:11.71 [7] (0:11.71)	2.87L		0:34.26 -5
7	2	FASTCONI Damien Thornton	8	67.1 1000m	0:11.08 1200m	0:11.84 [8] (0:11.84)	3.91L		0:34.27 -1
8	5	CELESTIAL SOL Rikki Jamieson	3	67.7 1200m	0:10.88 1200m	0:12.28 [6] (0:12.28)	5.67L		0:35.29 -4
9	9	BYRON EYES Samantha Collett	2	67.9 1200m	0:10.83 1200m	0:12.46 [5] (0:12.46)	6.44L		0:35.19 -3

Scratched: Mob Buster (#1), Chickerartie (#10), Forever Volo (#11)

[] Ranking at each section and finish
 -:-:- No data available at this section
 NA No data available

SCN Saddle cloth number
 DNF Did not finish
 DNT Did not track



Horse/Jockey Name	Calm Seeker
Final Rank	1
Fastest Section Time (Section)	0:10.92 (Overall)
Top Speed [km/h] (Section)	67.2 (400m)
Race State	Finished



Doomben QLD Professional

Race 5: BERT / CIP Class 5 Handicap - 1350m

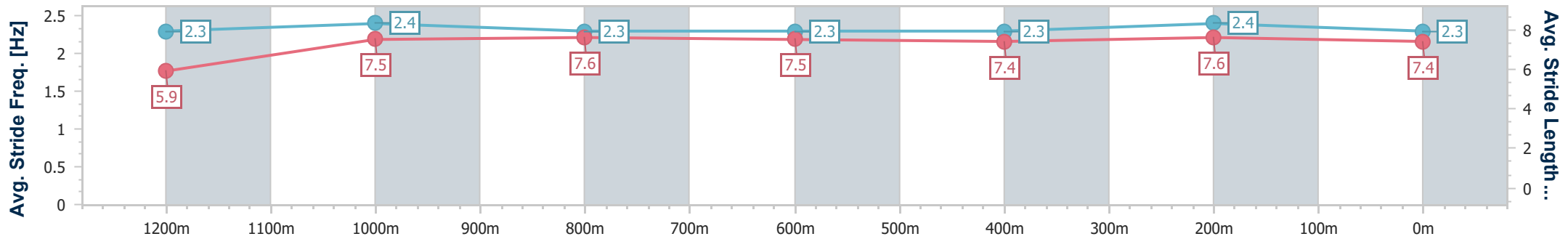
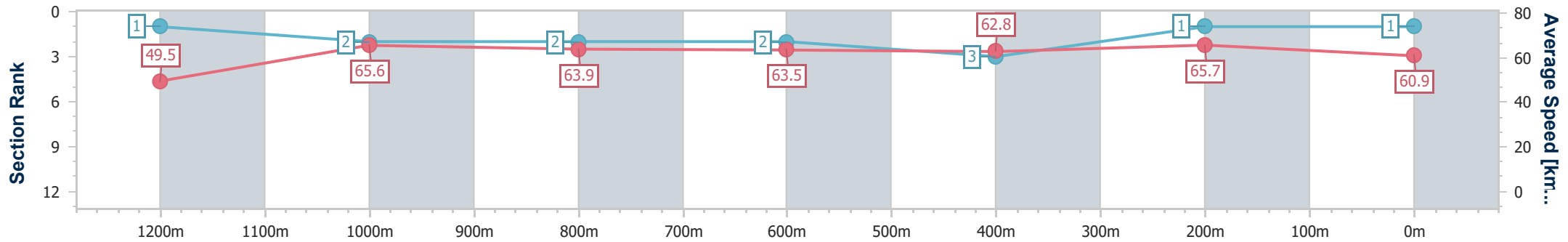
13 September 2023 - 15:28

Track Rating: Good 4, Weather: Fine, Rail Position: +7.5m Entire Course



BRISBANE RACING CLUB

Section	Overall	1200m	1000m	800m	600m	400m	200m
Section Times	1:19.02 [1] (0:10.92)	1:08.10 [1] (0:10.97)	0:57.13 [2] (0:11.32)	0:45.81 [2] (0:11.47)	0:34.34 [2] (0:11.57)	0:22.77 [3] (0:10.94)	0:11.83 [1] (0:11.83)
Average Speed [km/h]	49.5	65.6	63.9	63.5	62.8	65.7	60.9
Top Speed [km/h]	64.7	67.2	66.5	64.9	64.6	67.2	64.1
Avg. Dist. to Rail [m]	4.1	2.2	1.8	1.9	1.5	1.7	2.1
Avg. Stride Freq. [Hz]	2.3	2.4	2.3	2.3	2.3	2.4	2.3
Avg. Stride Length [m]	5.9	7.5	7.6	7.5	7.4	7.6	7.4



- [] Ranking at each section and finish
- .-.- No data available at this section
- NA No data available



Horse/Jockey Name	Always On Show
Final Rank	2
Fastest Section Time (Section)	0:10.77 (1200m)
Top Speed [km/h] (Section)	69.2 (400m)
Race State	Finished



Doomben QLD Professional

Race 5: BERT / CIP Class 5 Handicap - 1350m

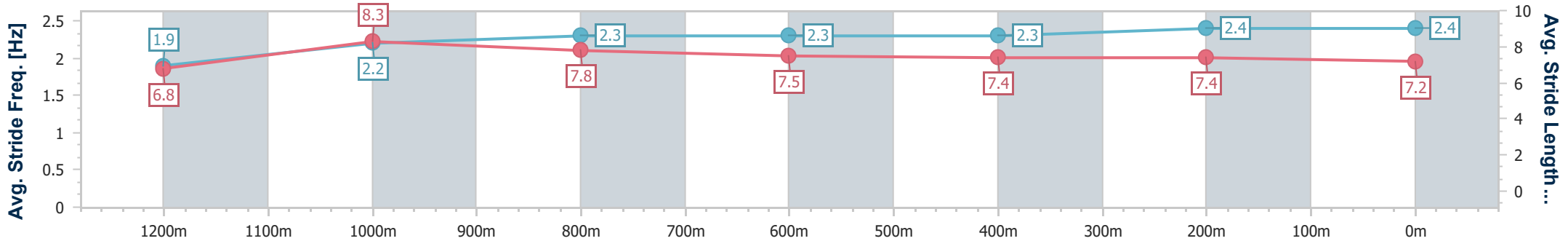
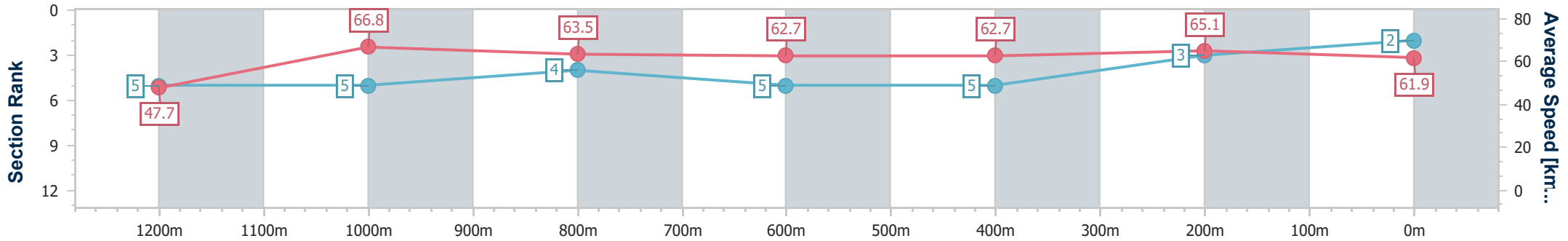
13 September 2023 - 15:28

Track Rating: Good 4, Weather: Fine, Rail Position: +7.5m Entire Course



BRISBANE RACING CLUB

Section	Overall	1200m	1000m	800m	600m	400m	200m
Section Times	1:19.16 [2] (0:11.36)	1:07.80 [5] (0:10.77)	0:57.03 [5] (0:11.32)	0:45.71 [4] (0:11.53)	0:34.18 [5] (0:11.52)	0:22.66 [5] (0:11.03)	0:11.63 [3] (0:11.63)
Average Speed [km/h]	47.7	66.8	63.5	62.7	62.7	65.1	61.9
Top Speed [km/h]	66.7	68.3	66.0	63.5	64.0	69.2	65.4
Avg. Dist. to Rail [m]	3.9	0.2	0.2	0.4	0.4	0.5	0.9
Avg. Stride Freq. [Hz]	1.9	2.2	2.3	2.3	2.3	2.4	2.4
Avg. Stride Length [m]	6.8	8.3	7.8	7.5	7.4	7.4	7.2



- [] Ranking at each section and finish
- .-.- No data available at this section
- NA No data available



Horse/Jockey Name	Rose Of Duporth
Final Rank	3
Fastest Section Time (Section)	0:10.98 (1200m)
Top Speed [km/h] (Section)	67.4 (1200m)
Race State	Finished



Doomben QLD Professional

Race 5: BERT / CIP Class 5 Handicap - 1350m

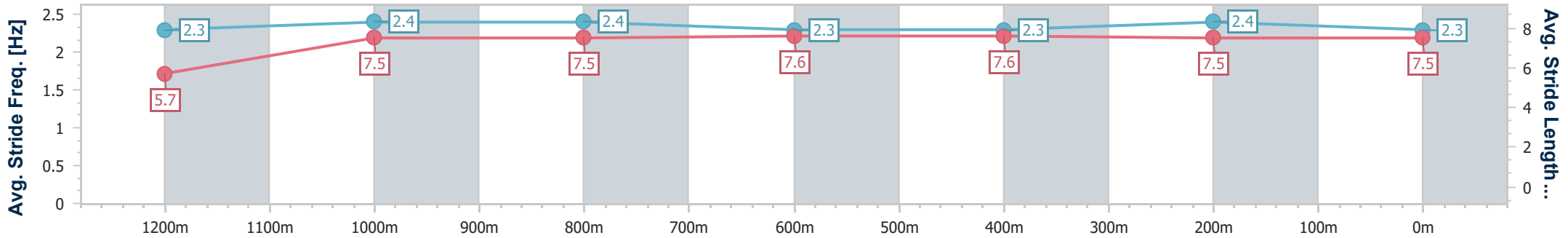
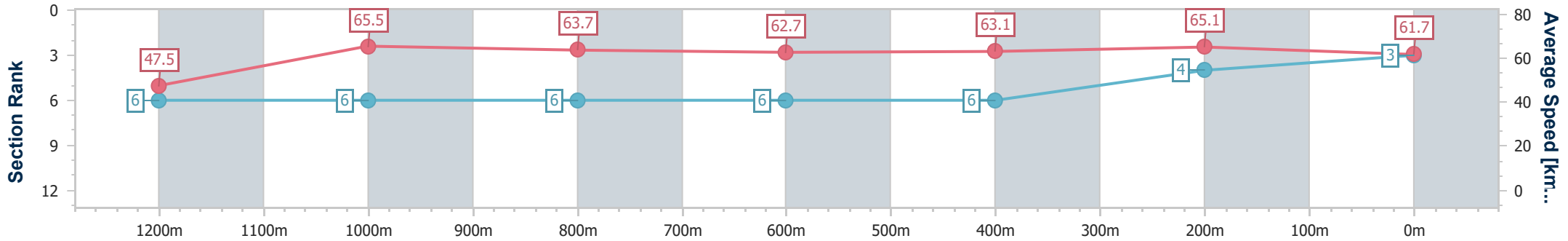
13 September 2023 - 15:28

Track Rating: Good 4, Weather: Fine, Rail Position: +7.5m Entire Course



BRISBANE RACING CLUB

Section	Overall	1200m	1000m	800m	600m	400m	200m
Section Times	1:19.24 [3] (0:11.41)	1:07.83 [6] (0:10.98)	0:56.85 [6] (0:11.31)	0:45.54 [6] (0:11.51)	0:34.03 [6] (0:11.34)	0:22.69 [6] (0:11.02)	0:11.67 [4] (0:11.67)
Average Speed [km/h]	47.5	65.5	63.7	62.7	63.1	65.1	61.7
Top Speed [km/h]	63.2	67.4	67.1	64.3	64.4	66.3	65.2
Avg. Dist. to Rail [m]	5.1	1.1	0.5	0.2	1.0	1.4	1.0
Avg. Stride Freq. [Hz]	2.3	2.4	2.4	2.3	2.3	2.4	2.3
Avg. Stride Length [m]	5.7	7.5	7.5	7.6	7.6	7.5	7.5



- [] Ranking at each section and finish
- .-.- No data available at this section
- NA No data available



Horse/Jockey Name	Prime Asset
Final Rank	4
Fastest Section Time (Section)	0:10.82 (1200m)
Top Speed [km/h] (Section)	67.7 (1200m)
Race State	Finished



Doomben QLD Professional

Race 5: BERT / CIP Class 5 Handicap - 1350m

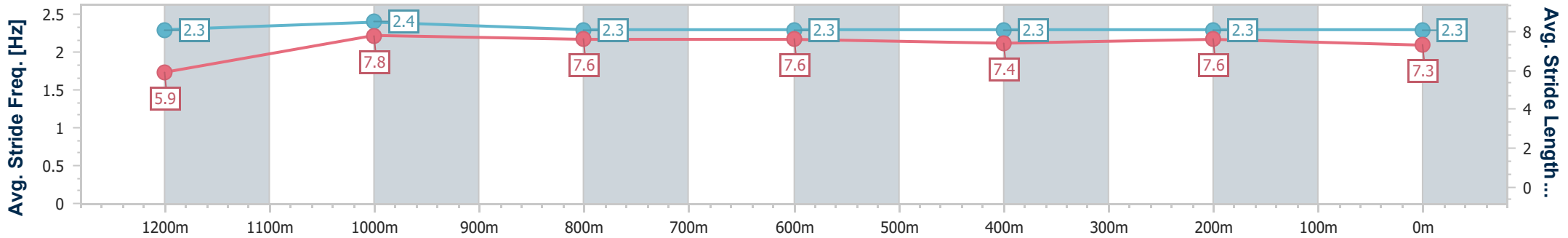
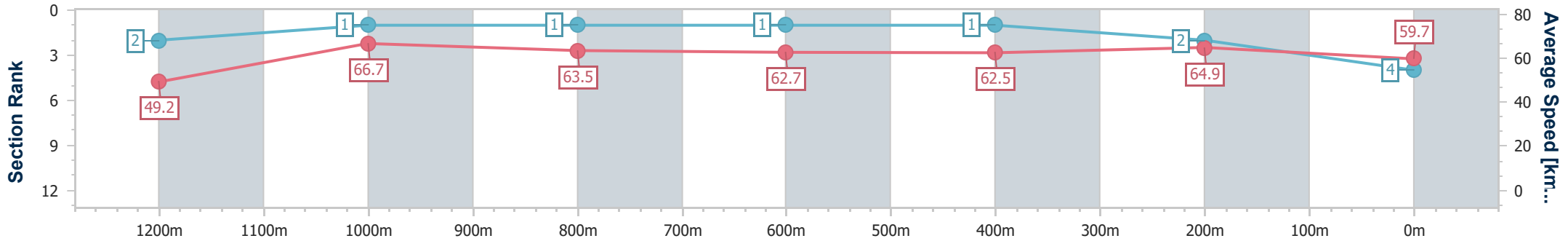
13 September 2023 - 15:28

Track Rating: Good 4, Weather: Fine, Rail Position: +7.5m Entire Course



BRISBANE RACING CLUB

Section	Overall	1200m	1000m	800m	600m	400m	200m
Section Times	1:19.33 [4] (0:10.95)	1:08.38 [2] (0:10.82)	0:57.56 [1] (0:11.29)	0:46.27 [1] (0:11.51)	0:34.76 [1] (0:11.61)	0:23.15 [1] (0:11.09)	0:12.06 [2] (0:12.06)
Average Speed [km/h]	49.2	66.7	63.5	62.7	62.5	64.9	59.7
Top Speed [km/h]	66.6	67.7	66.0	63.3	63.5	65.9	64.2
Avg. Dist. to Rail [m]	1.2	0.6	0.6	0.8	1.3	0.4	2.0
Avg. Stride Freq. [Hz]	2.3	2.4	2.3	2.3	2.3	2.3	2.3
Avg. Stride Length [m]	5.9	7.8	7.6	7.6	7.4	7.6	7.3



- [] Ranking at each section and finish
- .-.- No data available at this section
- NA No data available



Horse/Jockey Name	Red Top
Final Rank	5
Fastest Section Time (Section)	0:11.01 (400m)
Top Speed [km/h] (Section)	66.6 (400m)
Race State	Finished



Doomben QLD Professional

Race 5: BERT / CIP Class 5 Handicap - 1350m

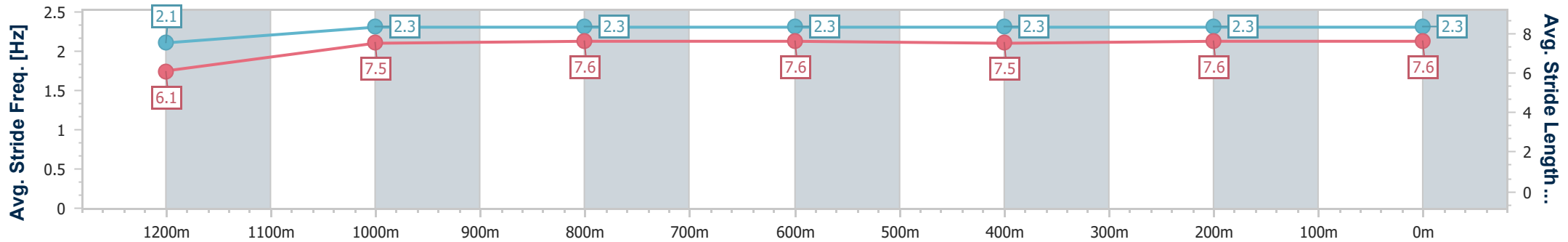
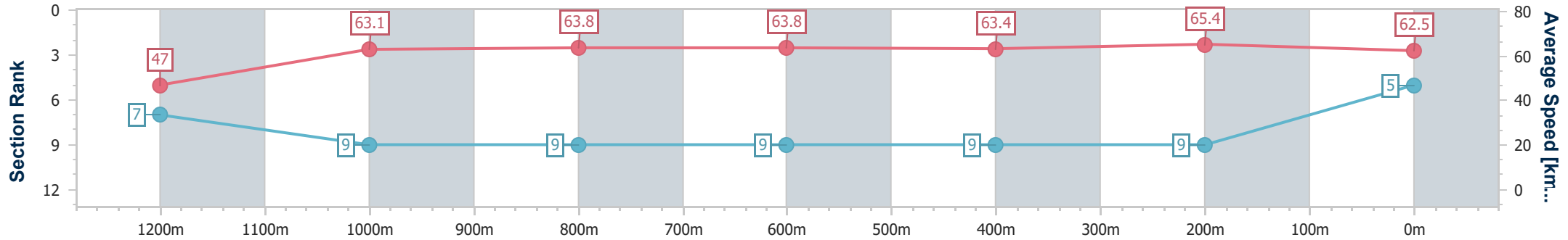
13 September 2023 - 15:28

Track Rating: Good 4, Weather: Fine, Rail Position: +7.5m Entire Course



BRISBANE RACING CLUB

Section	Overall	1200m	1000m	800m	600m	400m	200m
Section Times	1:19.38 [5] (0:11.45)	1:07.93 [7] (0:11.42)	0:56.51 [9] (0:11.33)	0:45.18 [9] (0:11.32)	0:33.86 [9] (0:11.33)	0:22.53 [9] (0:11.01)	0:11.52 [9] (0:11.52)
Average Speed [km/h]	47.0	63.1	63.8	63.8	63.4	65.4	62.5
Top Speed [km/h]	61.4	64.4	65.3	65.2	65.4	66.6	65.8
Avg. Dist. to Rail [m]	8.3	4.4	1.6	0.3	0.2	1.9	3.7
Avg. Stride Freq. [Hz]	2.1	2.3	2.3	2.3	2.3	2.3	2.3
Avg. Stride Length [m]	6.1	7.5	7.6	7.6	7.5	7.6	7.6



- [] Ranking at each section and finish
- .-.- No data available at this section
- NA No data available



Horse/Jockey Name	I Am Lethal
Final Rank	6
Fastest Section Time (Section)	0:10.85 (1200m)
Top Speed [km/h] (Section)	68.9 (1200m)
Race State	Finished



Doomben QLD Professional

Race 5: BERT / CIP Class 5 Handicap - 1350m

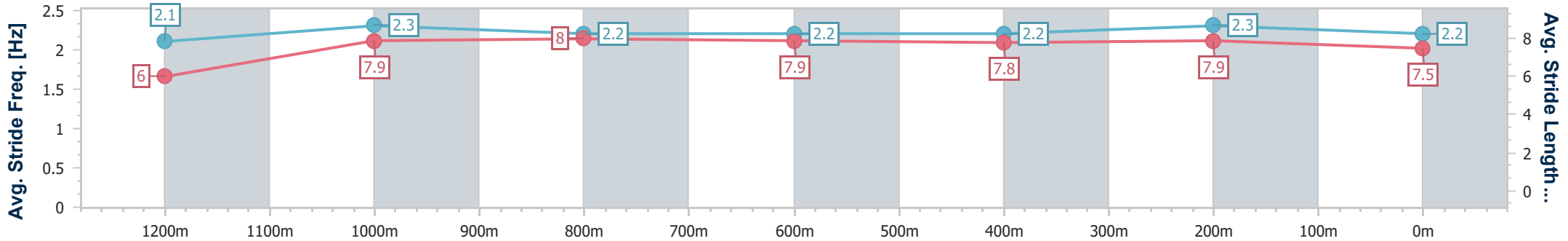
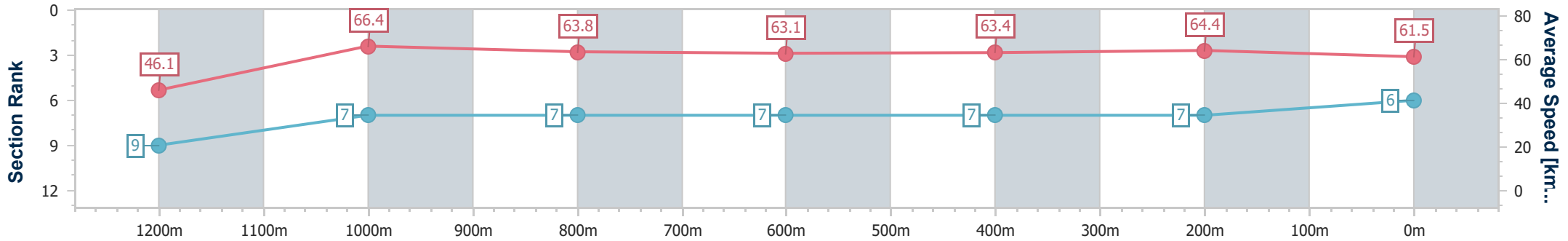
13 September 2023 - 15:28

Track Rating: Good 4, Weather: Fine, Rail Position: +7.5m Entire Course



BRISBANE RACING CLUB

Section	Overall	1200m	1000m	800m	600m	400m	200m
Section Times	1:19.51 [6] (0:11.73)	1:07.78 [9] (0:10.85)	0:56.93 [7] (0:11.27)	0:45.66 [7] (0:11.40)	0:34.26 [7] (0:11.38)	0:22.88 [7] (0:11.17)	0:11.71 [7] (0:11.71)
Average Speed [km/h]	46.1	66.4	63.8	63.1	63.4	64.4	61.5
Top Speed [km/h]	62.4	68.9	68.5	65.5	65.4	65.1	64.7
Avg. Dist. to Rail [m]	6.7	2.3	0.7	0.3	0.3	0.7	1.0
Avg. Stride Freq. [Hz]	2.1	2.3	2.2	2.2	2.2	2.3	2.2
Avg. Stride Length [m]	6.0	7.9	8.0	7.9	7.8	7.9	7.5



- [] Ranking at each section and finish
- .-.- No data available at this section
- NA No data available



Horse/Jockey Name	Fastconi
Final Rank	7
Fastest Section Time (Section)	0:11.08 (1200m)
Top Speed [km/h] (Section)	67.1 (1000m)
Race State	Finished



Doomben QLD Professional

Race 5: BERT / CIP Class 5 Handicap - 1350m

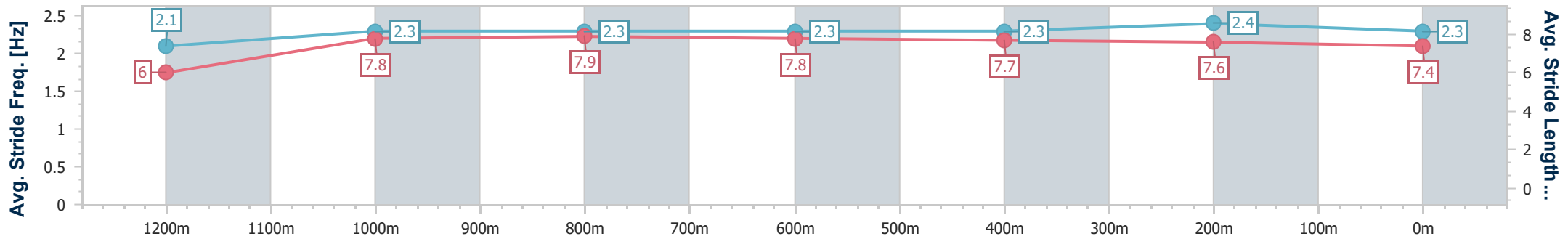
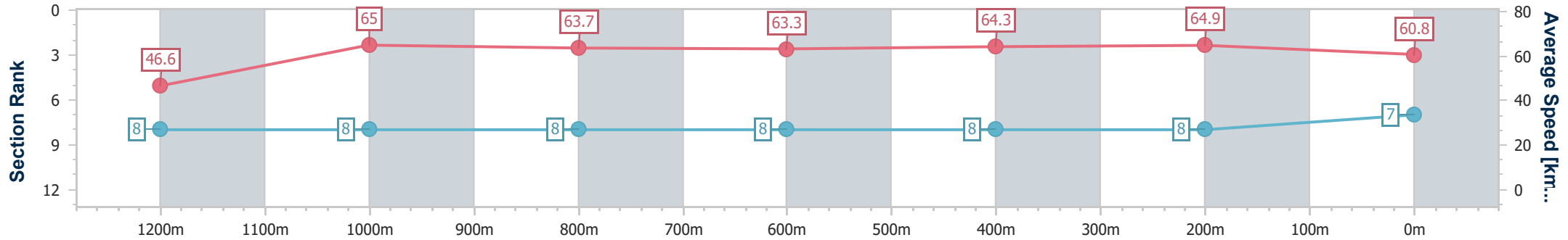
13 September 2023 - 15:28

Track Rating: Good 4, Weather: Fine, Rail Position: +7.5m Entire Course



BRISBANE RACING CLUB

Section	Overall	1200m	1000m	800m	600m	400m	200m
Section Times	1:19.69 [7] (0:11.61)	1:08.08 [8] (0:11.08)	0:57.00 [8] (0:11.31)	0:45.69 [8] (0:11.42)	0:34.27 [8] (0:11.26)	0:23.01 [8] (0:11.17)	0:11.84 [8] (0:11.84)
Average Speed [km/h]	46.6	65.0	63.7	63.3	64.3	64.9	60.8
Top Speed [km/h]	63.3	66.3	67.1	65.5	65.9	65.5	63.8
Avg. Dist. to Rail [m]	7.8	3.2	1.3	0.6	1.2	4.1	5.2
Avg. Stride Freq. [Hz]	2.1	2.3	2.3	2.3	2.3	2.4	2.3
Avg. Stride Length [m]	6.0	7.8	7.9	7.8	7.7	7.6	7.4



- [] Ranking at each section and finish
- .-.- No data available at this section
- NA No data available



Horse/Jockey Name	Celestial Sol
Final Rank	8
Fastest Section Time (Section)	0:10.88 (1200m)
Top Speed [km/h] (Section)	67.7 (1200m)
Race State	Finished



Doomben QLD Professional

Race 5: BERT / CIP Class 5 Handicap - 1350m

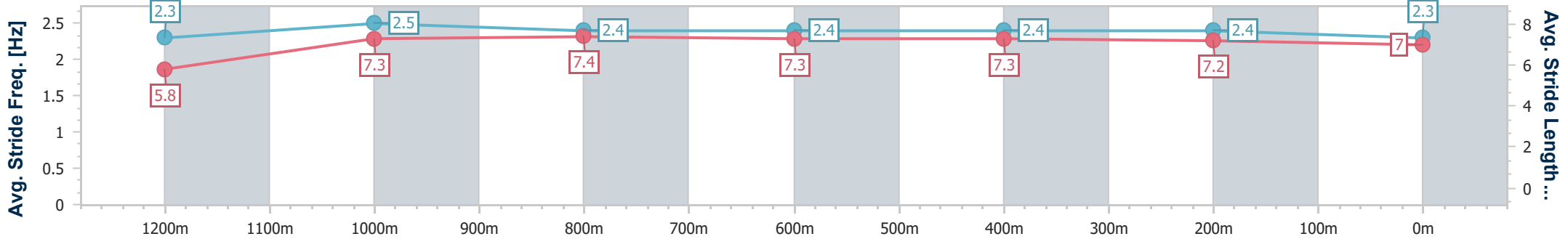
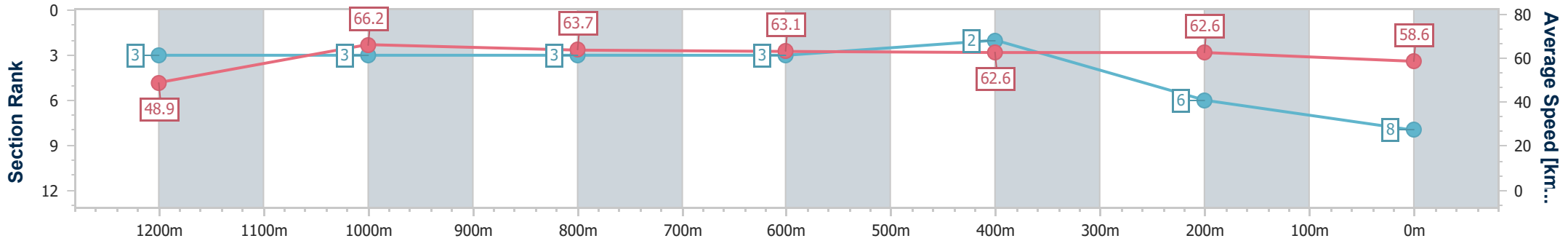
13 September 2023 - 15:28

Track Rating: Good 4, Weather: Fine, Rail Position: +7.5m Entire Course



BRISBANE RACING CLUB

Section	Overall	1200m	1000m	800m	600m	400m	200m
Section Times	1:19.99 [8] (0:11.06)	1:08.93 [3] (0:10.88)	0:58.05 [3] (0:11.32)	0:46.73 [3] (0:11.44)	0:35.29 [3] (0:11.50)	0:23.79 [2] (0:11.51)	0:12.28 [6] (0:12.28)
Average Speed [km/h]	48.9	66.2	63.7	63.1	62.6	62.6	58.6
Top Speed [km/h]	66.1	67.7	65.7	63.9	63.7	63.3	62.9
Avg. Dist. to Rail [m]	2.0	0.4	1.0	0.6	0.4	1.5	2.7
Avg. Stride Freq. [Hz]	2.3	2.5	2.4	2.4	2.4	2.4	2.3
Avg. Stride Length [m]	5.8	7.3	7.4	7.3	7.3	7.2	7.0



- [] Ranking at each section and finish
- .-.- No data available at this section
- NA No data available



Horse/Jockey Name	Byron Eyes
Final Rank	9
Fastest Section Time (Section)	0:10.83 (1200m)
Top Speed [km/h] (Section)	67.9 (1200m)
Race State	Finished



Doomben QLD Professional

Race 5: BERT / CIP Class 5 Handicap - 1350m

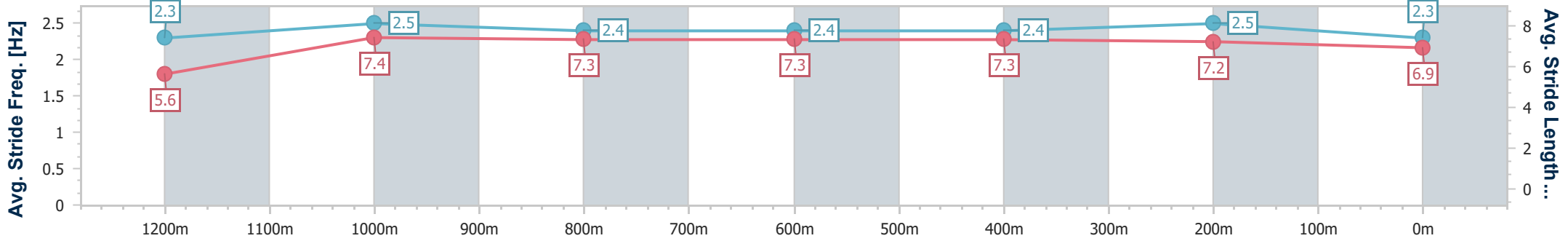
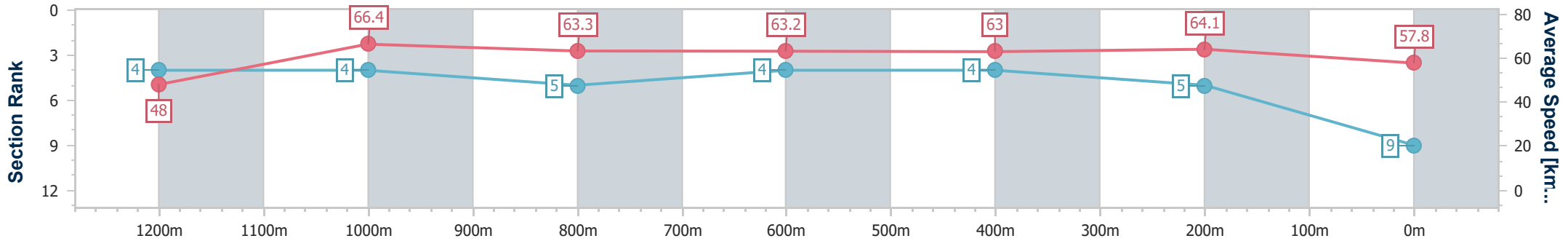
13 September 2023 - 15:28

Track Rating: Good 4, Weather: Fine, Rail Position: +7.5m Entire Course



BRISBANE RACING CLUB

Section	Overall	1200m	1000m	800m	600m	400m	200m
Section Times	1:20.12 [9] (0:11.26)	1:08.86 [4] (0:10.83)	0:58.03 [4] (0:11.41)	0:46.62 [5] (0:11.43)	0:35.19 [4] (0:11.45)	0:23.74 [4] (0:11.28)	0:12.46 [5] (0:12.46)
Average Speed [km/h]	48.0	66.4	63.3	63.2	63.0	64.1	57.8
Top Speed [km/h]	64.5	67.9	67.3	64.3	64.3	65.1	62.6
Avg. Dist. to Rail [m]	2.1	0.3	0.7	0.7	0.5	3.0	5.5
Avg. Stride Freq. [Hz]	2.3	2.5	2.4	2.4	2.4	2.5	2.3
Avg. Stride Length [m]	5.6	7.4	7.3	7.3	7.3	7.2	6.9



- [] Ranking at each section and finish
- .-.- No data available at this section
- NA No data available