



Doomben QLD Professional

Race 3: CFMEU QLD/NT BRANCH Maiden Plate - 1350m

13 September 2023 - 14:19



BRISBANE
RACING CLUB

Track Rating: Good 4, Weather: Fine, Rail Position: +7.5m Entire Course

Section												Last 600m	
Field Times		Overall	1200m	1000m	800m	600m	400m						0:35.35
		1:19.71 (0:10.63)	1:09.08 (0:10.64)	0:58.44 (0:11.07)	0:47.37 (0:12.02)	0:35.35 (0:12.08)	0:23.27 (0:11.38)						
Rank	TAB	Horse/Jockey	Barrier	Top Speed [km/h]	Fastest Section	Overall	1200m	1000m	800m	600m	400m	Last 600m	Distance Travelled [m]
1	4	READY AZZ EVA Blake Spriggs	9	68.7 400m	0:10.93 400m	1:19.71 [1] (0:11.36)	1:08.35 [12] (0:11.03)	0:57.32 [12] (0:11.19)	0:46.13 [12] (0:11.86)	0:34.27 [12] (0:11.65)	0:22.62 [11] (0:10.93)	0:34.27	
2	6	RUSSIAN SUB Nathan Evans	16	68.1 1200m	0:10.63 Overall	1:19.72 [2] (0:10.63)	1:09.09 [1] (0:10.91)	0:58.18 [3] (0:11.26)	0:46.92 [3] (0:11.92)	0:35.00 [3] (0:11.94)	0:23.06 [3] (0:11.16)	0:35.00	-9
3	8	WHISKY TRAIN Mark Du Plessis	2	67.2 1000m	0:10.90 Overall	1:19.77 [3] (0:10.90)	1:08.87 [3] (0:10.92)	0:57.95 [6] (0:11.05)	0:46.90 [4] (0:11.98)	0:34.92 [4] (0:11.96)	0:22.96 [5] (0:11.32)	0:34.92	-8
4	17	KARAOKE AL Matthew McGillivray	13	69.3 1200m	0:10.52 1200m	1:19.90 [4] (0:10.91)	1:08.99 [4] (0:10.52)	0:58.47 [2] (0:11.30)	0:47.17 [2] (0:11.95)	0:35.22 [2] (0:11.95)	0:23.27 [2] (0:11.48)	0:35.22	-3
5	3	NATIONAL INTEREST Justin Huxtable	5	67.5 1200m	0:10.89 1200m	1:20.05 [5] (0:11.08)	1:08.97 [7] (0:10.89)	0:58.08 [7] (0:11.23)	0:46.85 [7] (0:11.96)	0:34.89 [8] (0:11.71)	0:23.18 [6] (0:11.42)	0:34.89	-6
6	12	DUMA Kyle Wilson-Taylor	6	68.2 1000m	0:10.88 1200m	1:20.13 [6] (0:10.90)	1:09.23 [2] (0:10.88)	0:58.35 [5] (0:11.24)	0:47.11 [6] (0:11.92)	0:35.19 [5] (0:11.78)	0:23.41 [4] (0:11.34)	0:35.19	-5
7	2	GALACTIC LEGEND Bailey Wheeler	4	67.5 1200m	0:10.94 1200m	1:20.13 [7] (0:11.26)	1:08.87 [10] (0:10.94)	0:57.93 [10] (0:11.22)	0:46.71 [11] (0:11.96)	0:34.75 [10] (0:11.64)	0:23.11 [9] (0:11.23)	0:34.75	-6
8	1	AZURE PRIDE Ben Thompson	1	67.0 1200m	0:11.06 1200m	1:20.33 [8] (0:11.24)	1:09.09 [9] (0:11.06)	0:58.03 [11] (0:11.12)	0:46.91 [10] (0:11.99)	0:34.92 [11] (0:11.59)	0:23.33 [8] (0:11.30)	0:34.92	-8
9	15	TOO MUCH MAKEUP Micheal Hellyer	8	70.6 1200m	0:10.28 1200m	1:20.56 [9] (0:10.99)	1:09.57 [6] (0:10.28)	0:59.29 [1] (0:11.07)	0:48.22 [1] (0:12.02)	0:36.20 [1] (0:12.08)	0:24.12 [1] (0:11.41)	0:36.20	-9
10	18	DANE ROAD Ronald Simpson	3	67.7 1000m	0:10.95 1200m	1:20.67 [10] (0:11.12)	1:09.55 [8] (0:10.95)	0:58.60 [8] (0:11.15)	0:47.45 [8] (0:11.92)	0:35.53 [7] (0:11.97)	0:23.56 [12] (0:11.47)	0:35.53	-9

Scratched: I Am Takingthelot (#13), Kai Tak (#14), Royal Court (#5), Wind Of Heaven (#9), Iknowicanfly (#16), Capital Meg (#20), My Mischka (#19)

[] Ranking at each section and finish
-:--:- No data available at this section
NA No data available

SCN Saddle cloth number
DNF Did not finish
DNT Did not track



Doomben QLD Professional

Race 3: CFMEU QLD/NT BRANCH Maiden Plate - 1350m

13 September 2023 - 14:19



BRISBANE
RACING CLUB

Track Rating: Good 4, Weather: Fine, Rail Position: +7.5m Entire Course

Section	Overall	1200m	1000m	800m	600m	400m	Last 600m
Field Times	1:19.71 (0:10.63)	1:09.08 (0:10.64)	0:58.44 (0:11.07)	0:47.37 (0:12.02)	0:35.35 (0:12.08)	0:23.27 (0:11.38)	0:35.35

Rank	TAB	Horse/Jockey	Barrier	Top Speed [km/h]	Fastest Section	Overall	1200m	1000m	800m	600m	400m	Last 600m	Distance Travelled [m]
11	11	DUCHESS BREE Karl Zechner	10	66.1 1200m	0:11.00 1200m	1:20.79 [11] (0:11.45)	1:09.34 [13] (0:11.00)	0:58.34 [13] (0:11.14)	0:47.20 [13] (0:12.03)	0:35.17 [13] (0:11.54)	0:23.63 [13] (0:11.33)	0:35.17	-3
12	7	SLAVA IOLA MYIOLIO Cejay Graham	15	68.9 1200m	0:10.80 1200m	1:21.25 [12] (0:10.95)	1:10.30 [5] (0:10.80)	0:59.50 [4] (0:11.24)	0:48.26 [5] (0:11.96)	0:36.30 [6] (0:11.97)	0:24.33 [7] (0:11.67)	0:36.30	-2
13	10	CASA FAGLIANO Damien Thornton	7	67.2 1200m	0:10.87 1200m	1:21.99 [13] (0:11.28)	1:10.71 [11] (0:10.87)	0:59.84 [9] (0:11.11)	0:48.73 [9] (0:11.99)	0:36.74 [9] (0:11.77)	0:24.97 [10] (0:11.71)	0:36.74	-4

Scratched: I Am Takingthelot (#13), Kai Tak (#14), Royal Court (#5), Wind Of Heaven (#9), Iknowicanfly (#16), Capital Meg (#20), My Mischka (#19)

[] Ranking at each section and finish
 -:-:- No data available at this section
 NA No data available

SCN Saddle cloth number
 DNF Did not finish
 DNT Did not track



Doomben QLD Professional

Race 3: CFMEU QLD/NT BRANCH Maiden Plate - 1350m

13 September 2023 - 14:19



BRISBANE
RACING CLUB

Track Rating: Good 4, Weather: Fine, Rail Position: +7.5m Entire Course

Section				200m				Last 600m	
Field Times				0:11.89		(0:11.89)		0:35.35	
Rank	TAB	Horse/Jockey	Barrier	Top Speed [km/h]	Fastest Section	Margin		Distance Travelled [m]	
1	4	READY AZZ EVA Blake Spriggs	9	68.7 400m	0:10.93 400m	0:11.69 [3] (0:11.69)	1:19.71	0:34.27	
2	6	RUSSIAN SUB Nathan Evans	16	68.1 1200m	0:10.63 Overall	0:11.90 [1] (0:11.90)	0.08L	0:35.00	-9
3	8	WHISKY TRAIN Mark Du Plessis	2	67.2 1000m	0:10.90 Overall	0:11.64 [6] (0:11.64)	0.37L	0:34.92	-8
4	17	KARAOKE AL Matthew McGillivray	13	69.3 1200m	0:10.52 1200m	0:11.79 [5] (0:11.79)	1.15L	0:35.22	-3
5	3	NATIONAL INTEREST Justin Huxtable	5	67.5 1200m	0:10.89 1200m	0:11.76 [8] (0:11.76)	2L	0:34.89	-6
6	12	DUMA Kyle Wilson-Taylor	6	68.2 1000m	0:10.88 1200m	0:12.07 [4] (0:12.07)	2.46L	0:35.19	-5
7	2	GALACTIC LEGEND Bailey Wheeler	4	67.5 1200m	0:10.94 1200m	0:11.88 [7] (0:11.88)	2.48L	0:34.75	-6
8	1	AZURE PRIDE Ben Thompson	1	67.0 1200m	0:11.06 1200m	0:12.03 [9] (0:12.03)	3.69L	0:34.92	-8
9	15	TOO MUCH MAKEUP Micheal Hellyer	8	70.6 1200m	0:10.28 1200m	0:12.71 [2] (0:12.71)	5.02L	0:36.20	-9
10	18	DANE ROAD Ronald Simpson	3	67.7 1000m	0:10.95 1200m	0:12.09 [11] (0:12.09)	5.69L	0:35.53	-9

Scratched: I Am Takingthelot (#13), Kai Tak (#14), Royal Court (#5), Wind Of Heaven (#9), Iknowicanfly (#16), Capital Meg (#20), My Mischka (#19)

[] Ranking at each section and finish
-:--:- No data available at this section
NA No data available

SCN Saddle cloth number
DNF Did not finish
DNT Did not track



Doomben QLD Professional

Race 3: CFMEU QLD/NT BRANCH Maiden Plate - 1350m

13 September 2023 - 14:19



BRISBANE
RACING CLUB

Track Rating: Good 4, Weather: Fine, Rail Position: +7.5m Entire Course

Section				200m				Last 600m	
Field Times				0:11.89 (0:11.89)				0:35.35	
Rank	TAB	Horse/Jockey	Barrier	Top Speed [km/h]	Fastest Section	Margin			Distance Travelled [m]
11	11	DUCHESS BREE Karl Zechner	10	66.1 1200m	0:11.00 1200m (0:12.30)	0:12.30 [10]	6.38L		0:35.17 -3
12	7	SLAVA IOLA MYIOLIO Cejay Graham	15	68.9 1200m	0:10.80 1200m (0:12.66)	0:12.66 [12]	9.06L		0:36.30 -2
13	10	CASA FAGLIANO Damien Thornton	7	67.2 1200m	0:10.87 1200m (0:13.26)	0:13.26 [13]	13.41L		0:36.74 -4

Scratched: I Am Takingthelot (#13), Kai Tak (#14), Royal Court (#5), Wind Of Heaven (#9), Iknowicanfly (#16), Capital Meg (#20), My Mischka (#19)

[] Ranking at each section and finish
 -:-:-:- No data available at this section
 NA No data available

SCN Saddle cloth number
 DNF Did not finish
 DNT Did not track



Horse/Jockey Name	Ready Azz Eva
Final Rank	1
Fastest Section Time (Section)	0:10.93 (400m)
Top Speed [km/h] (Section)	68.7 (400m)
Race State	Finished



Doomben QLD Professional

Race 3: CFMEU QLD/NT BRANCH Maiden Plate - 1350m

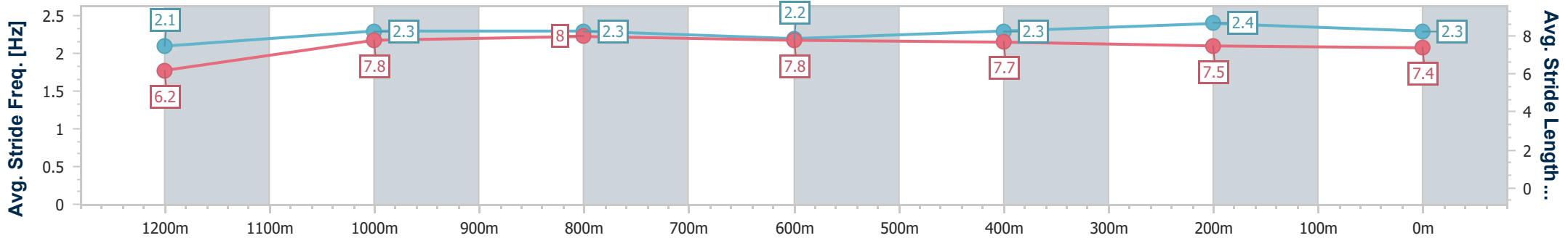
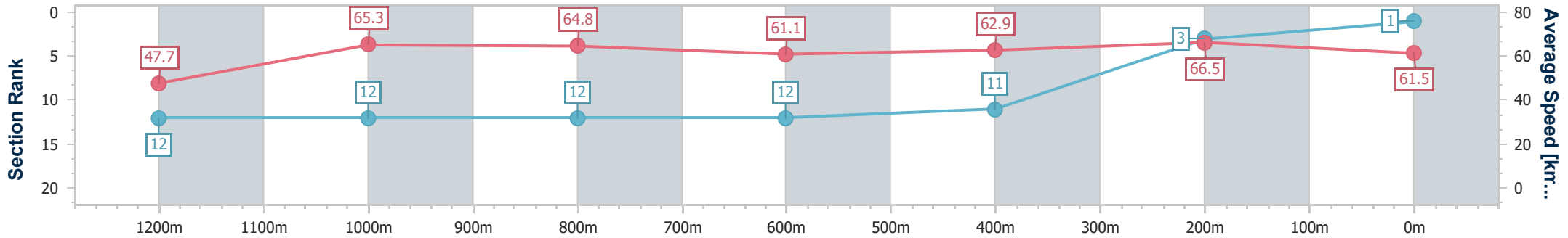
13 September 2023 - 14:19

Track Rating: Good 4, Weather: Fine, Rail Position: +7.5m Entire Course



BRISBANE RACING CLUB

Section	Overall	1200m	1000m	800m	600m	400m	200m
Section Times	1:19.71 [1] (0:11.36)	1:08.35 [12] (0:11.03)	0:57.32 [12] (0:11.19)	0:46.13 [12] (0:11.86)	0:34.27 [12] (0:11.65)	0:22.62 [11] (0:10.93)	0:11.69 [3] (0:11.69)
Average Speed [km/h]	47.7	65.3	64.8	61.1	62.9	66.5	61.5
Top Speed [km/h]	65.0	65.8	66.8	63.3	65.5	68.7	64.8
Avg. Dist. to Rail [m]	8.2	3.4	2.9	1.6	2.8	5.6	7.1
Avg. Stride Freq. [Hz]	2.1	2.3	2.3	2.2	2.3	2.4	2.3
Avg. Stride Length [m]	6.2	7.8	8.0	7.8	7.7	7.5	7.4



- [] Ranking at each section and finish
- .-.- No data available at this section
- NA No data available



Horse/Jockey Name	Russian Sub
Final Rank	2
Fastest Section Time (Section)	0:10.63 (Overall)
Top Speed [km/h] (Section)	68.1 (1200m)
Race State	Finished



Doomben QLD Professional

Race 3: CFMEU QLD/NT BRANCH Maiden Plate - 1350m

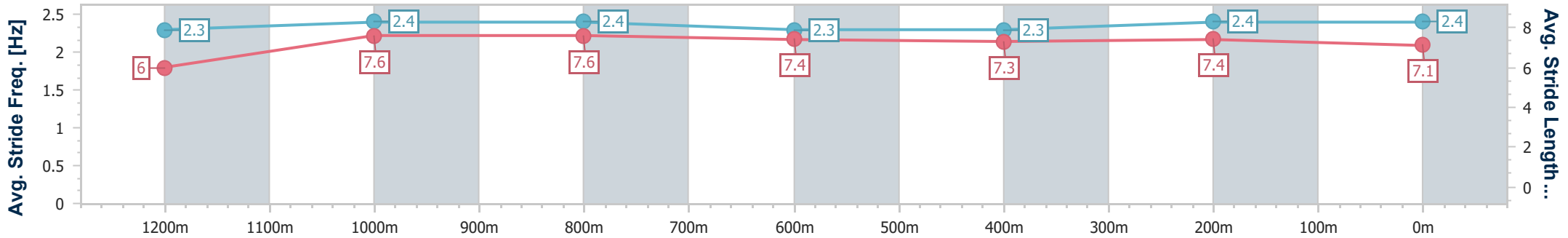
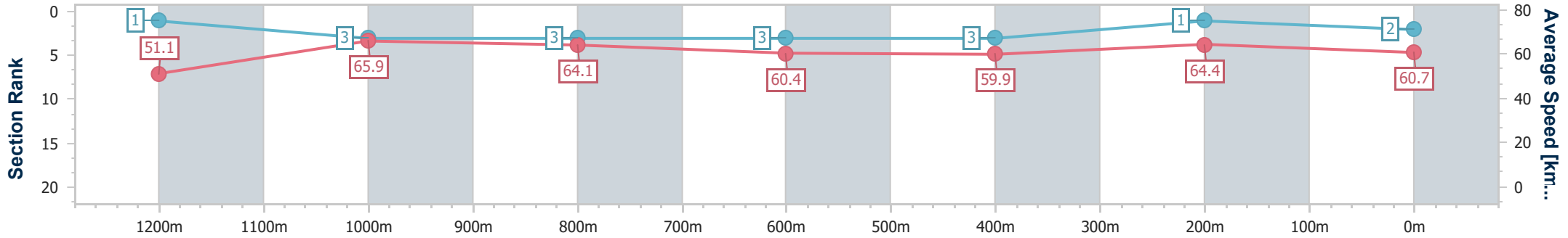
13 September 2023 - 14:19

Track Rating: Good 4, Weather: Fine, Rail Position: +7.5m Entire Course



BRISBANE RACING CLUB

Section	Overall	1200m	1000m	800m	600m	400m	200m
Section Times	1:19.72 [2] (0:10.63)	1:09.09 [1] (0:10.91)	0:58.18 [3] (0:11.26)	0:46.92 [3] (0:11.92)	0:35.00 [3] (0:11.94)	0:23.06 [3] (0:11.16)	0:11.90 [1] (0:11.90)
Average Speed [km/h]	51.1	65.9	64.1	60.4	59.9	64.4	60.7
Top Speed [km/h]	65.2	68.1	66.8	61.4	61.7	65.6	64.9
Avg. Dist. to Rail [m]	10.2	1.2	0.9	0.3	0.8	0.6	2.7
Avg. Stride Freq. [Hz]	2.3	2.4	2.4	2.3	2.3	2.4	2.4
Avg. Stride Length [m]	6.0	7.6	7.6	7.4	7.3	7.4	7.1



- [] Ranking at each section and finish
- .-.- No data available at this section
- NA No data available



Horse/Jockey Name	Whisky Train
Final Rank	3
Fastest Section Time (Section)	0:10.90 (Overall)
Top Speed [km/h] (Section)	67.2 (1000m)
Race State	Finished



Doomben QLD Professional

Race 3: CFMEU QLD/NT BRANCH Maiden Plate - 1350m

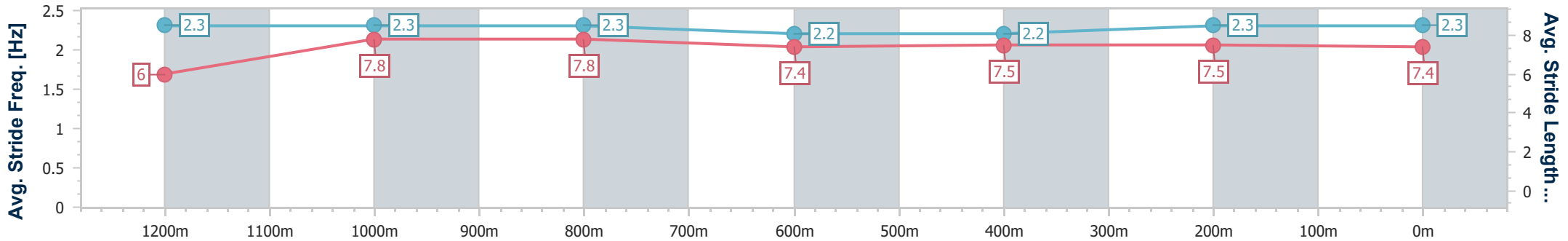
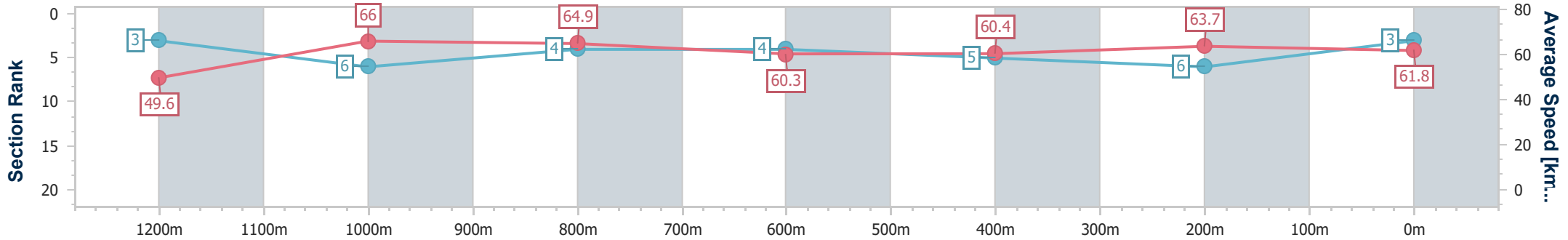
13 September 2023 - 14:19

Track Rating: Good 4, Weather: Fine, Rail Position: +7.5m Entire Course



BRISBANE RACING CLUB

Section	Overall	1200m	1000m	800m	600m	400m	200m
Section Times	1:19.77 [3] (0:10.90)	1:08.87 [3] (0:10.92)	0:57.95 [6] (0:11.05)	0:46.90 [4] (0:11.98)	0:34.92 [4] (0:11.96)	0:22.96 [5] (0:11.32)	0:11.64 [6] (0:11.64)
Average Speed [km/h]	49.6	66.0	64.9	60.3	60.4	63.7	61.8
Top Speed [km/h]	66.4	67.0	67.2	62.9	62.1	65.1	64.7
Avg. Dist. to Rail [m]	1.8	0.5	0.8	0.6	1.0	0.3	0.6
Avg. Stride Freq. [Hz]	2.3	2.3	2.3	2.2	2.2	2.3	2.3
Avg. Stride Length [m]	6.0	7.8	7.8	7.4	7.5	7.5	7.4



- [] Ranking at each section and finish
- .-.- No data available at this section
- NA No data available



Horse/Jockey Name	Karaoke AI
Final Rank	4
Fastest Section Time (Section)	0:10.52 (1200m)
Top Speed [km/h] (Section)	69.3 (1200m)
Race State	Finished



Doomben QLD Professional

Race 3: CFMEU QLD/NT BRANCH Maiden Plate - 1350m

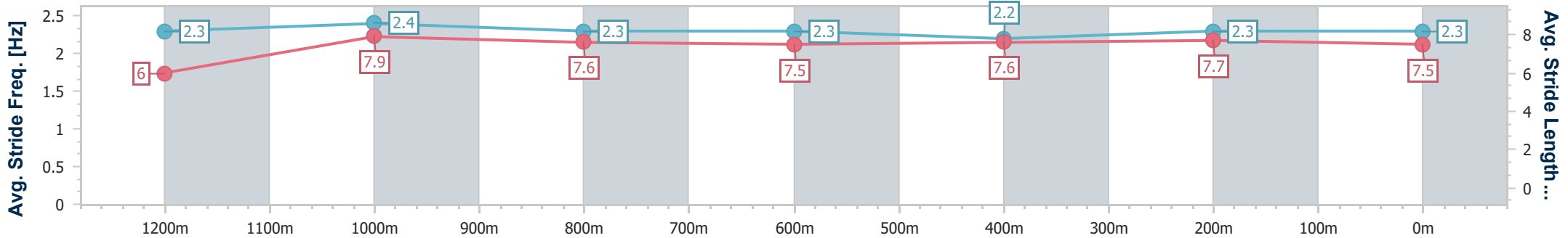
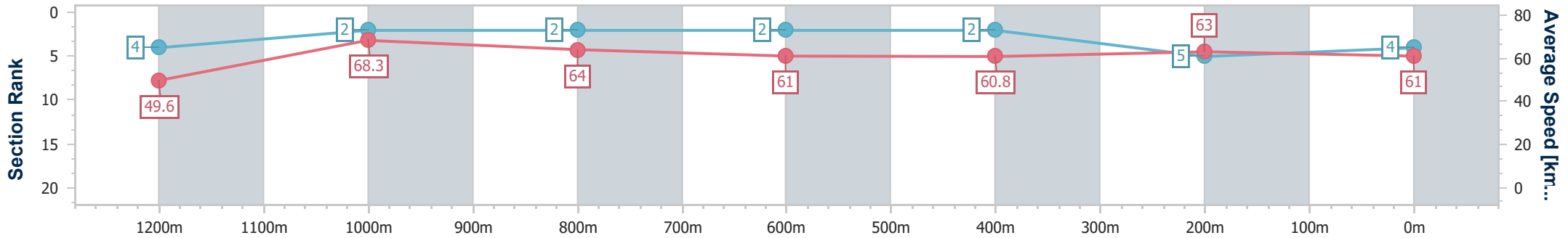
13 September 2023 - 14:19

Track Rating: Good 4, Weather: Fine, Rail Position: +7.5m Entire Course



BRISBANE RACING CLUB

Section	Overall	1200m	1000m	800m	600m	400m	200m
Section Times	1:19.90 [4] (0:10.91)	1:08.99 [4] (0:10.52)	0:58.47 [2] (0:11.30)	0:47.17 [2] (0:11.95)	0:35.22 [2] (0:11.95)	0:23.27 [2] (0:11.48)	0:11.79 [5] (0:11.79)
Average Speed [km/h]	49.6	68.3	64.0	61.0	60.8	63.0	61.0
Top Speed [km/h]	68.5	69.3	66.8	62.1	61.6	64.8	64.8
Avg. Dist. to Rail [m]	9.1	3.3	1.4	2.3	1.8	2.7	3.6
Avg. Stride Freq. [Hz]	2.3	2.4	2.3	2.3	2.2	2.3	2.3
Avg. Stride Length [m]	6.0	7.9	7.6	7.5	7.6	7.7	7.5



- [] Ranking at each section and finish
- .-.- No data available at this section
- NA No data available



Horse/Jockey Name	National Interest
Final Rank	5
Fastest Section Time (Section)	0:10.89 (1200m)
Top Speed [km/h] (Section)	67.5 (1200m)
Race State	Finished



Doomben QLD Professional

Race 3: CFMEU QLD/NT BRANCH Maiden Plate - 1350m

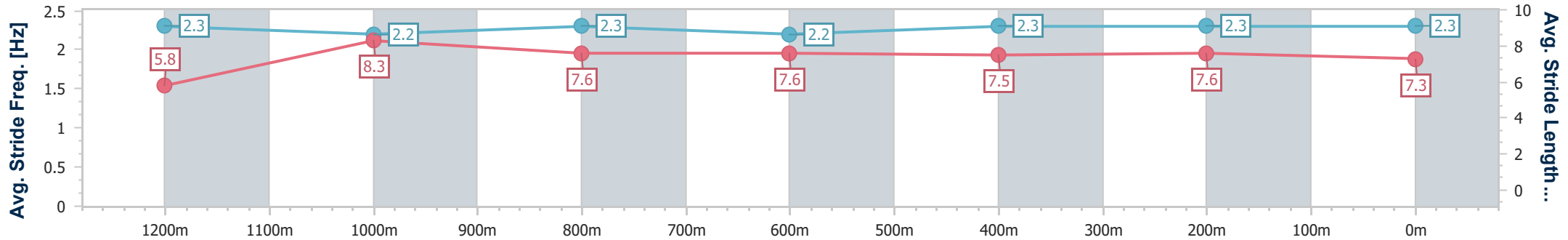
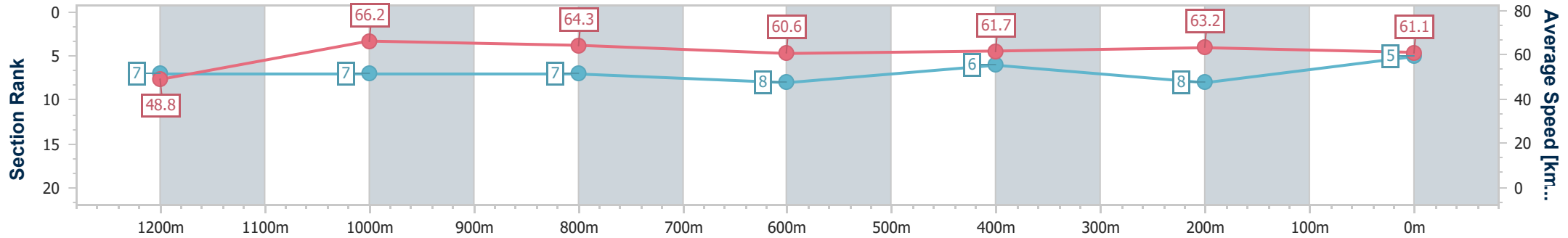
13 September 2023 - 14:19

Track Rating: Good 4, Weather: Fine, Rail Position: +7.5m Entire Course



BRISBANE RACING CLUB

Section	Overall	1200m	1000m	800m	600m	400m	200m
Section Times	1:20.05 [5] (0:11.08)	1:08.97 [7] (0:10.89)	0:58.08 [7] (0:11.23)	0:46.85 [7] (0:11.96)	0:34.89 [8] (0:11.71)	0:23.18 [6] (0:11.42)	0:11.76 [8] (0:11.76)
Average Speed [km/h]	48.8	66.2	64.3	60.6	61.7	63.2	61.1
Top Speed [km/h]	65.8	67.5	66.9	62.2	62.7	64.6	65.2
Avg. Dist. to Rail [m]	4.7	1.8	1.9	1.3	0.5	1.3	2.3
Avg. Stride Freq. [Hz]	2.3	2.2	2.3	2.2	2.3	2.3	2.3
Avg. Stride Length [m]	5.8	8.3	7.6	7.6	7.5	7.6	7.3



- [] Ranking at each section and finish
- .-.- No data available at this section
- NA No data available



Horse/Jockey Name	Duma
Final Rank	6
Fastest Section Time (Section)	0:10.88 (1200m)
Top Speed [km/h] (Section)	68.2 (1000m)
Race State	Finished



Doomben QLD Professional

Race 3: CFMEU QLD/NT BRANCH Maiden Plate - 1350m

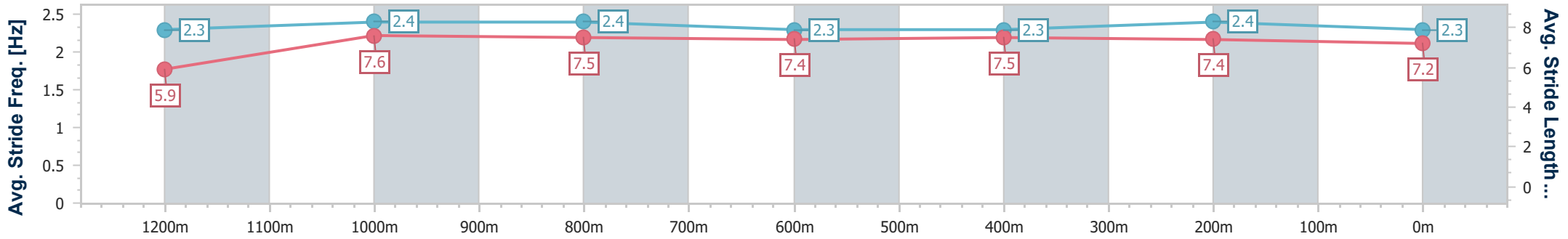
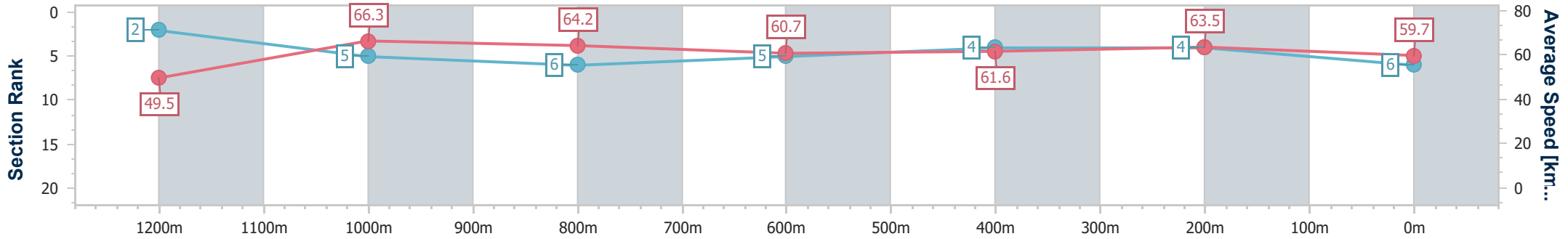
13 September 2023 - 14:19

Track Rating: Good 4, Weather: Fine, Rail Position: +7.5m Entire Course



BRISBANE RACING CLUB

Section	Overall	1200m	1000m	800m	600m	400m	200m
Section Times	1:20.13 [6] (0:10.90)	1:09.23 [2] (0:10.88)	0:58.35 [5] (0:11.24)	0:47.11 [6] (0:11.92)	0:35.19 [5] (0:11.78)	0:23.41 [4] (0:11.34)	0:12.07 [4] (0:12.07)
Average Speed [km/h]	49.5	66.3	64.2	60.7	61.6	63.5	59.7
Top Speed [km/h]	65.8	67.4	68.2	62.4	62.3	65.0	62.5
Avg. Dist. to Rail [m]	4.8	0.5	0.7	1.1	1.2	1.3	4.5
Avg. Stride Freq. [Hz]	2.3	2.4	2.4	2.3	2.3	2.4	2.3
Avg. Stride Length [m]	5.9	7.6	7.5	7.4	7.5	7.4	7.2



- [] Ranking at each section and finish
- .-.- No data available at this section
- NA No data available



Horse/Jockey Name	Galactic Legend
Final Rank	7
Fastest Section Time (Section)	0:10.94 (1200m)
Top Speed [km/h] (Section)	67.5 (1200m)
Race State	Finished



Doomben QLD Professional

Race 3: CFMEU QLD/NT BRANCH Maiden Plate - 1350m

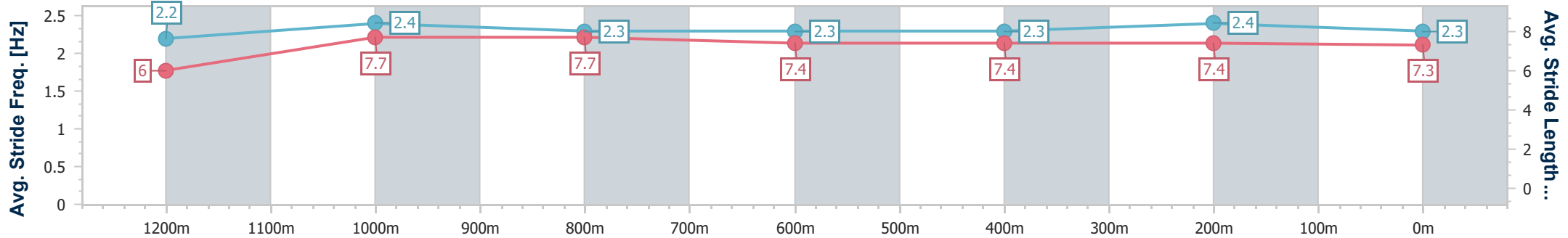
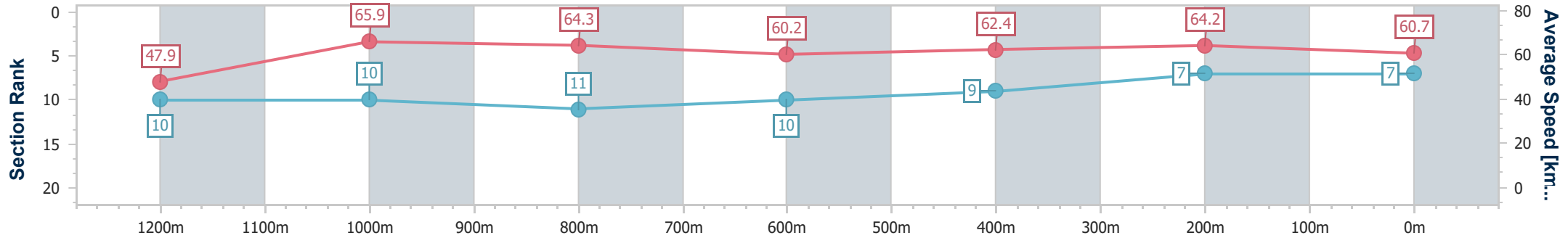
13 September 2023 - 14:19

Track Rating: Good 4, Weather: Fine, Rail Position: +7.5m Entire Course



BRISBANE RACING CLUB

Section	Overall	1200m	1000m	800m	600m	400m	200m
Section Times	1:20.13 [7] (0:11.26)	1:08.87 [10] (0:10.94)	0:57.93 [10] (0:11.22)	0:46.71 [11] (0:11.96)	0:34.75 [10] (0:11.64)	0:23.11 [9] (0:11.23)	0:11.88 [7] (0:11.88)
Average Speed [km/h]	47.9	65.9	64.3	60.2	62.4	64.2	60.7
Top Speed [km/h]	65.1	67.5	65.7	62.1	64.6	65.5	63.5
Avg. Dist. to Rail [m]	3.8	1.3	1.1	0.2	1.4	2.9	5.7
Avg. Stride Freq. [Hz]	2.2	2.4	2.3	2.3	2.3	2.4	2.3
Avg. Stride Length [m]	6.0	7.7	7.7	7.4	7.4	7.4	7.3



- [] Ranking at each section and finish
- .-.- No data available at this section
- NA No data available



Horse/Jockey Name	Azure Pride
Final Rank	8
Fastest Section Time (Section)	0:11.06 (1200m)
Top Speed [km/h] (Section)	67.0 (1200m)
Race State	Finished



Doomben QLD Professional

Race 3: CFMEU QLD/NT BRANCH Maiden Plate - 1350m

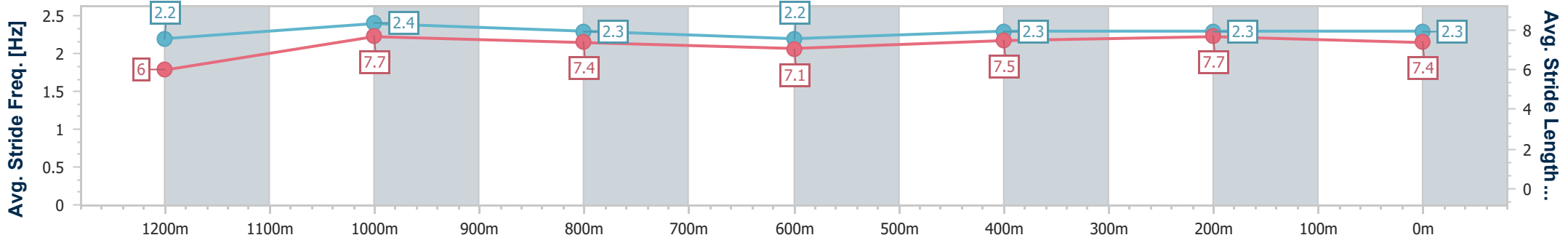
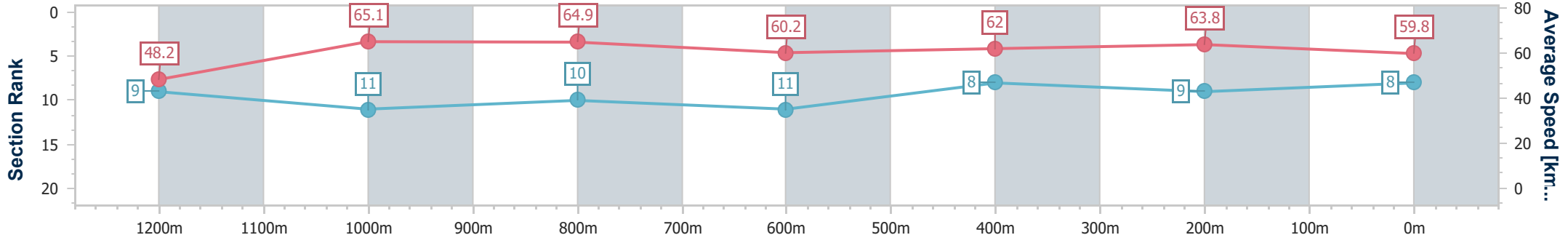
13 September 2023 - 14:19

Track Rating: Good 4, Weather: Fine, Rail Position: +7.5m Entire Course



BRISBANE RACING CLUB

Section	Overall	1200m	1000m	800m	600m	400m	200m
Section Times	1:20.33 [8] (0:11.24)	1:09.09 [9] (0:11.06)	0:58.03 [11] (0:11.12)	0:46.91 [10] (0:11.99)	0:34.92 [11] (0:11.59)	0:23.33 [8] (0:11.30)	0:12.03 [9] (0:12.03)
Average Speed [km/h]	48.2	65.1	64.9	60.2	62.0	63.8	59.8
Top Speed [km/h]	64.0	67.0	66.6	62.4	62.6	65.1	61.9
Avg. Dist. to Rail [m]	1.5	0.8	1.0	0.7	0.3	1.2	3.3
Avg. Stride Freq. [Hz]	2.2	2.4	2.3	2.2	2.3	2.3	2.3
Avg. Stride Length [m]	6.0	7.7	7.4	7.1	7.5	7.7	7.4



- [] Ranking at each section and finish
- .-.- No data available at this section
- NA No data available



Horse/Jockey Name	Too Much Makeup
Final Rank	9
Fastest Section Time (Section)	0:10.28 (1200m)
Top Speed [km/h] (Section)	70.6 (1200m)
Race State	Finished



Doomben QLD Professional

Race 3: CFMEU QLD/NT BRANCH Maiden Plate - 1350m

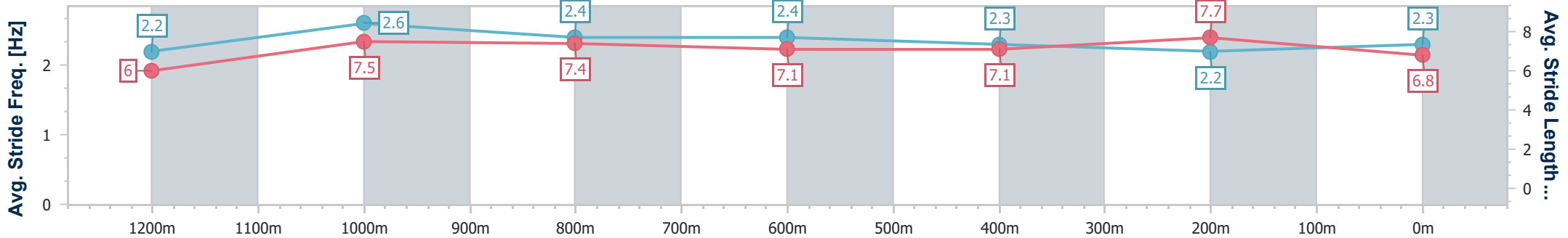
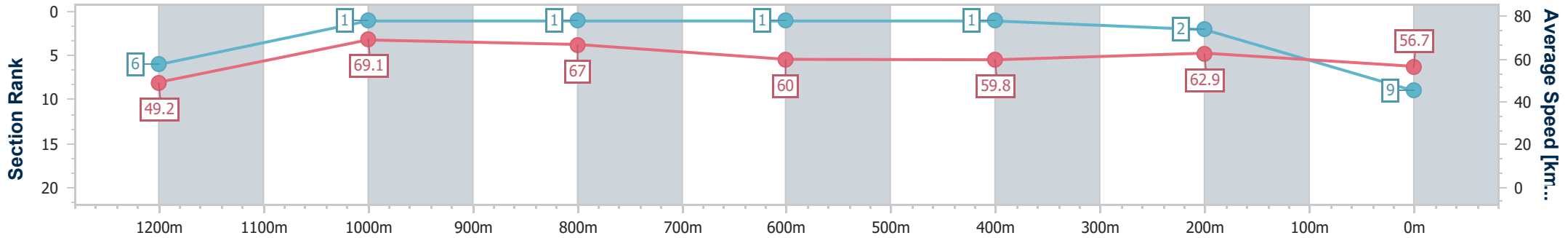
13 September 2023 - 14:19

Track Rating: Good 4, Weather: Fine, Rail Position: +7.5m Entire Course



BRISBANE RACING CLUB

Section	Overall	1200m	1000m	800m	600m	400m	200m							
Section Times	1:20.56 [9] (0:10.99)	1:09.57 [6] (0:10.28)	0:59.29 [1] (0:11.07)	0:48.22 [1] (0:12.02)	0:36.20 [1] (0:12.08)	0:24.12 [1] (0:11.41)	0:12.71 [2] (0:12.71)							
Average Speed [km/h]	49.2	69.1	67.0	60.0	59.8	62.9	56.7							
Top Speed [km/h]	68.4	70.6	70.2	61.1	61.5	64.6	60.8							
Avg. Dist. to Rail [m]	7.1	2.4	0.8	0.8	0.9	1.3	1.3							
Avg. Stride Freq. [Hz]	2.2	2.6	2.4	2.4	2.3	2.2	2.3							
Avg. Stride Length [m]	6.0	7.5	7.4	7.1	7.1	7.7	6.8							



- [] Ranking at each section and finish
- .-.- No data available at this section
- NA No data available



Horse/Jockey Name	Dane Road
Final Rank	10
Fastest Section Time (Section)	0:10.95 (1200m)
Top Speed [km/h] (Section)	67.7 (1000m)
Race State	Finished



Doomben QLD Professional

Race 3: CFMEU QLD/NT BRANCH Maiden Plate - 1350m

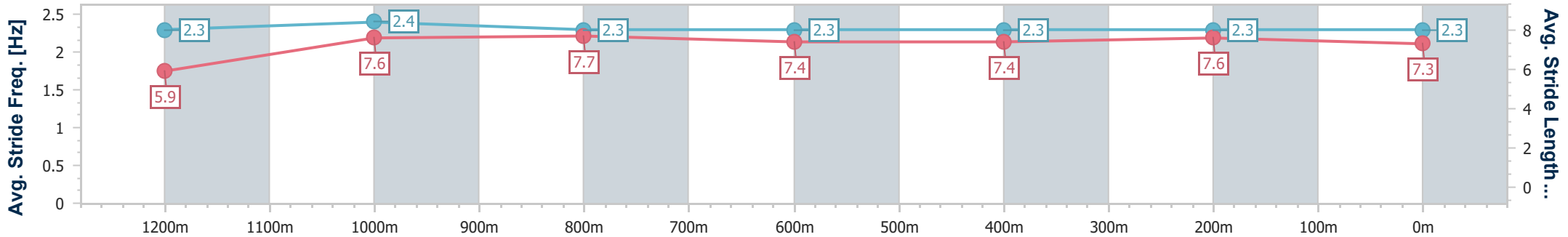
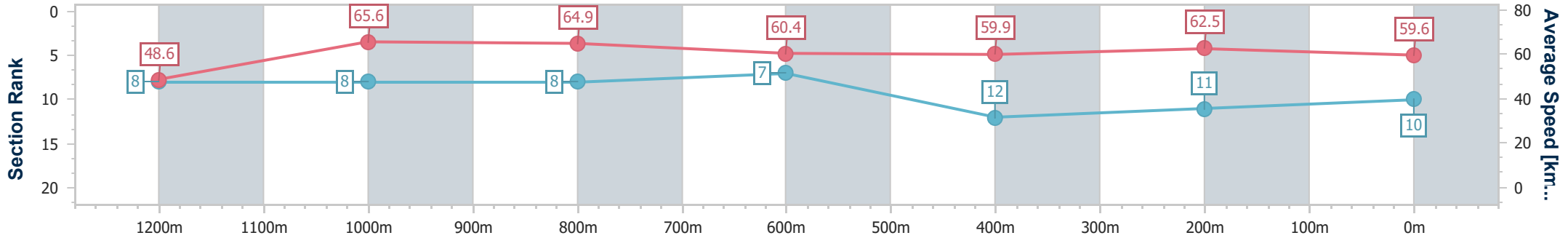
13 September 2023 - 14:19

Track Rating: Good 4, Weather: Fine, Rail Position: +7.5m Entire Course



BRISBANE RACING CLUB

Section	Overall	1200m	1000m	800m	600m	400m	200m
Section Times	1:20.67 [10] (0:11.12)	1:09.55 [8] (0:10.95)	0:58.60 [8] (0:11.15)	0:47.45 [8] (0:11.92)	0:35.53 [7] (0:11.97)	0:23.56 [12] (0:11.47)	0:12.09 [11] (0:12.09)
Average Speed [km/h]	48.6	65.6	64.9	60.4	59.9	62.5	59.6
Top Speed [km/h]	64.5	66.3	67.7	62.7	62.4	63.8	63.2
Avg. Dist. to Rail [m]	2.8	0.2	1.4	0.5	0.8	1.4	0.9
Avg. Stride Freq. [Hz]	2.3	2.4	2.3	2.3	2.3	2.3	2.3
Avg. Stride Length [m]	5.9	7.6	7.7	7.4	7.4	7.6	7.3



- [] Ranking at each section and finish
- .-.- No data available at this section
- NA No data available



Horse/Jockey Name	Duchess Bree
Final Rank	11
Fastest Section Time (Section)	0:11.00 (1200m)
Top Speed [km/h] (Section)	66.1 (1200m)
Race State	Finished



Doomben QLD Professional

Race 3: CFMEU QLD/NT BRANCH Maiden Plate - 1350m

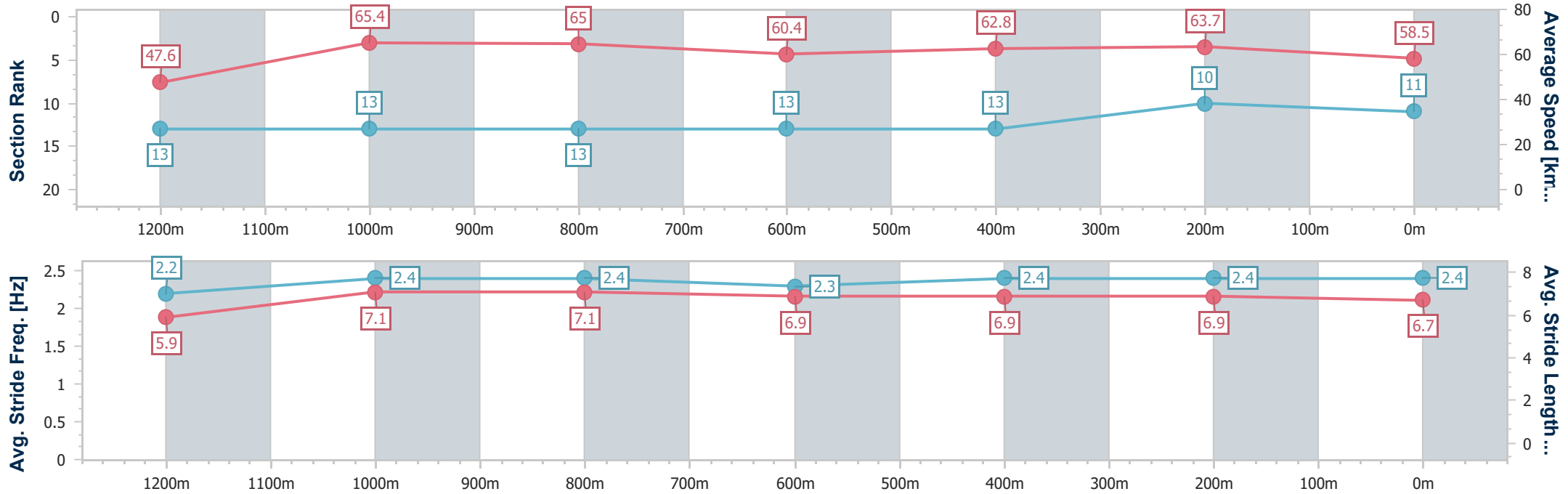
13 September 2023 - 14:19

Track Rating: Good 4, Weather: Fine, Rail Position: +7.5m Entire Course



BRISBANE RACING CLUB

Section	Overall	1200m	1000m	800m	600m	400m	200m
Section Times	1:20.79 [11] (0:11.45)	1:09.34 [13] (0:11.00)	0:58.34 [13] (0:11.14)	0:47.20 [13] (0:12.03)	0:35.17 [13] (0:11.54)	0:23.63 [13] (0:11.33)	0:12.30 [10] (0:12.30)
Average Speed [km/h]	47.6	65.4	65.0	60.4	62.8	63.7	58.5
Top Speed [km/h]	65.3	66.1	66.0	63.1	64.1	64.8	62.8
Avg. Dist. to Rail [m]	8.0	2.3	1.9	1.8	1.1	2.3	5.7
Avg. Stride Freq. [Hz]	2.2	2.4	2.4	2.3	2.4	2.4	2.4
Avg. Stride Length [m]	5.9	7.1	7.1	6.9	6.9	6.9	6.7



- [] Ranking at each section and finish
- .-.- No data available at this section
- NA No data available



Horse/Jockey Name	Slava Iola Myiolio
Final Rank	12
Fastest Section Time (Section)	0:10.80 (1200m)
Top Speed [km/h] (Section)	68.9 (1200m)
Race State	Finished



Doomben QLD Professional

Race 3: CFMEU QLD/NT BRANCH Maiden Plate - 1350m

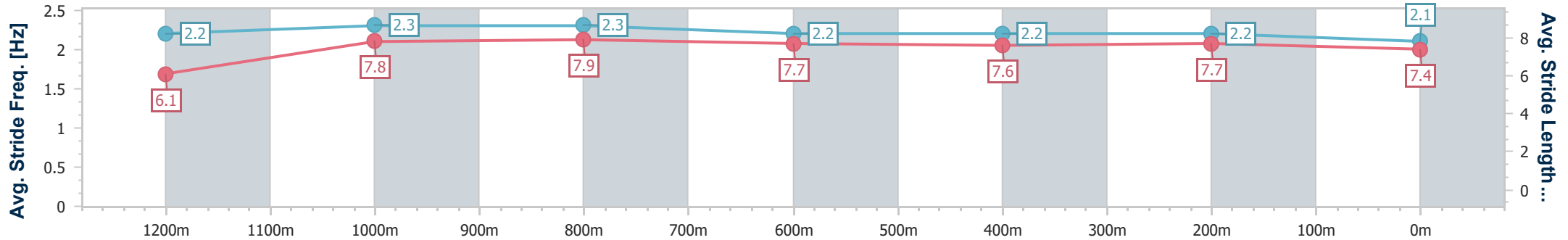
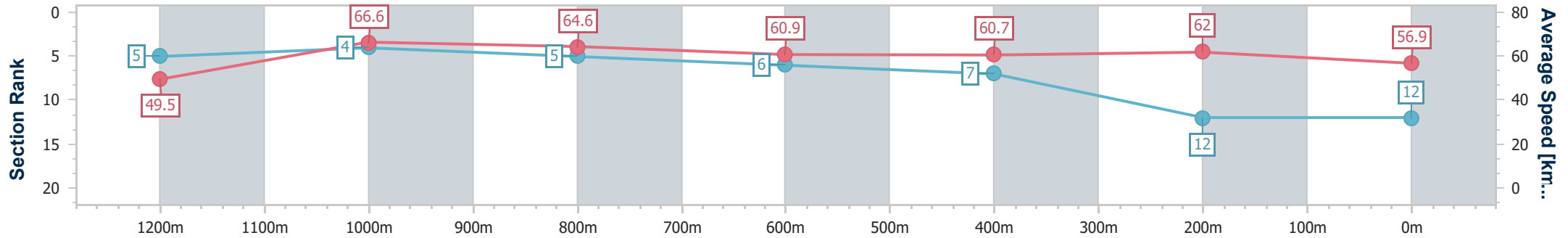
13 September 2023 - 14:19

Track Rating: Good 4, Weather: Fine, Rail Position: +7.5m Entire Course



BRISBANE RACING CLUB

Section	Overall	1200m	1000m	800m	600m	400m	200m
Section Times	1:21.25 [12] (0:10.95)	1:10.30 [5] (0:10.80)	0:59.50 [4] (0:11.24)	0:48.26 [5] (0:11.96)	0:36.30 [6] (0:11.97)	0:24.33 [7] (0:11.67)	0:12.66 [12] (0:12.66)
Average Speed [km/h]	49.5	66.6	64.6	60.9	60.7	62.0	56.9
Top Speed [km/h]	67.0	68.9	67.0	63.0	62.3	63.4	62.0
Avg. Dist. to Rail [m]	10.7	5.4	2.9	2.2	1.6	3.9	7.4
Avg. Stride Freq. [Hz]	2.2	2.3	2.3	2.2	2.2	2.2	2.1
Avg. Stride Length [m]	6.1	7.8	7.9	7.7	7.6	7.7	7.4



- [] Ranking at each section and finish
- .-.- No data available at this section
- NA No data available



Horse/Jockey Name	Casa Fagliano
Final Rank	13
Fastest Section Time (Section)	0:10.87 (1200m)
Top Speed [km/h] (Section)	67.2 (1200m)
Race State	Finished



Doomben QLD Professional

Race 3: CFMEU QLD/NT BRANCH Maiden Plate - 1350m

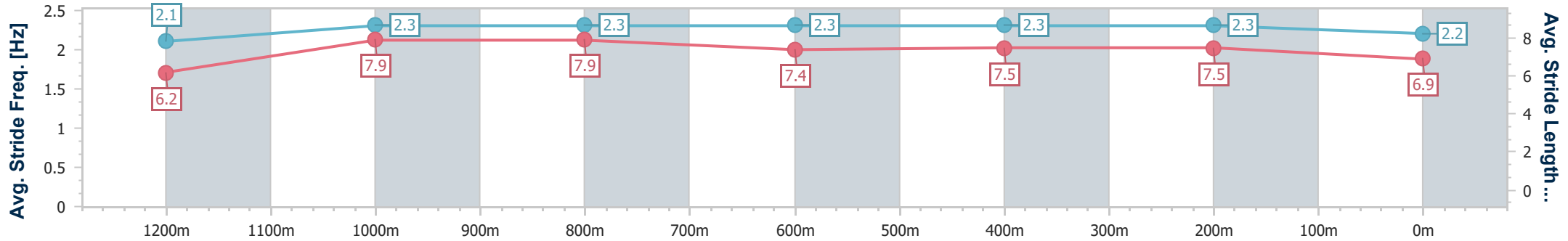
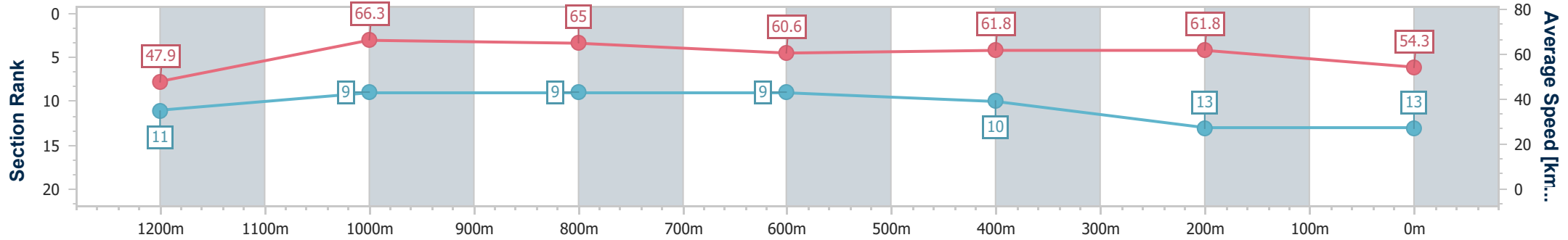
13 September 2023 - 14:19

Track Rating: Good 4, Weather: Fine, Rail Position: +7.5m Entire Course



BRISBANE RACING CLUB

Section	Overall	1200m	1000m	800m	600m	400m	200m
Section Times	1:21.99 [13] (0:11.28)	1:10.71 [11] (0:10.87)	0:59.84 [9] (0:11.11)	0:48.73 [9] (0:11.99)	0:36.74 [9] (0:11.77)	0:24.97 [10] (0:11.71)	0:13.26 [13] (0:13.26)
Average Speed [km/h]	47.9	66.3	65.0	60.6	61.8	61.8	54.3
Top Speed [km/h]	65.3	67.2	67.0	63.3	62.8	63.5	59.5
Avg. Dist. to Rail [m]	6.9	2.0	1.1	1.8	1.6	4.2	6.6
Avg. Stride Freq. [Hz]	2.1	2.3	2.3	2.3	2.3	2.3	2.2
Avg. Stride Length [m]	6.2	7.9	7.9	7.4	7.5	7.5	6.9



- [] Ranking at each section and finish
- .-.- No data available at this section
- NA No data available