



Doomben QLD Professional

Race 2: ADSS QTIS BENCHMARK 65 Handicap (4YO only QTIS bonuses applicable) - 2220m

13 September 2023 - 13:44



BRISBANE
RACING CLUB

Track Rating: Good 4, Weather: Fine, Rail Position: +7.5m Entire Course

Section	Field Times	Overall	2000m	1800m	1600m	1400m	1200m	1000m	Last 600m				
		2:16.76 (0:15.52)	2:01.24 (0:11.21)	1:50.03 (0:12.03)	1:38.00 (0:12.13)	1:25.87 (0:12.24)	1:13.63 (0:12.65)	1:00.98 (0:12.95)	0:35.43				
Rank	TAB Horse/Jockey	Barrier	Top Speed [km/h]	Fastest Section					Distance Travelled [m]				
1	4 HARBELLE James Orman	4	65.7 400m	0:11.21 400m	2:16.76 [1] (0:15.91)	2:00.85 [5] (0:11.49)	1:49.36 [5] (0:11.89)	1:37.47 [4] (0:12.25)	1:25.22 [5] (0:12.43)	1:12.79 [6] (0:12.63)	1:00.16 [6] (0:12.97)	0:34.77	
2	6 SAVILEO Samantha Collett	9	64.6 2000m	0:11.41 2000m	2:16.77 [2] (0:15.57)	2:01.20 [2] (0:11.41)	1:49.79 [3] (0:12.05)	1:37.74 [2] (0:12.15)	1:25.59 [3] (0:12.45)	1:13.14 [4] (0:12.57)	1:00.57 [4] (0:12.91)	0:35.17	+2
3	9 SOOBPURB DANCER Jake Bayliss	3	64.8 Overall	0:11.41 2000m	2:16.79 [3] (0:15.76)	2:01.03 [4] (0:11.41)	1:49.62 [4] (0:12.19)	1:37.43 [6] (0:12.27)	1:25.16 [6] (0:12.21)	1:12.95 [5] (0:12.60)	1:00.35 [5] (0:12.98)	0:34.95	-2
4	8 BRAVE BOY Michael Murphy	2	64.9 Overall	0:11.41 400m	2:17.16 [4] (0:16.05)	2:01.11 [7] (0:11.47)	1:49.64 [7] (0:12.12)	1:37.52 [7] (0:12.28)	1:25.24 [8] (0:12.23)	1:13.01 [7] (0:12.51)	1:00.50 [7] (0:13.06)	0:35.06	-5
5	5 LATELY Mark Du Plessis	7	67.1 Overall	0:11.09 2000m	2:17.79 [5] (0:15.64)	2:02.15 [3] (0:11.09)	1:51.06 [1] (0:12.03)	1:39.03 [1] (0:12.14)	1:26.89 [2] (0:12.23)	1:14.66 [1] (0:12.65)	1:02.01 [1] (0:12.95)	0:36.46	-4
6	3 GAMBU Damien Thornton	6	65.5 Overall	0:11.48 2000m	2:17.86 [6] (0:16.01)	2:01.85 [6] (0:11.48)	1:50.37 [6] (0:11.85)	1:38.52 [5] (0:11.55)	1:26.97 [1] (0:12.38)	1:14.59 [2] (0:12.62)	1:01.97 [2] (0:12.91)	0:36.47	+3
7	7 ELVEENA Chris Whiteley	8	66.1 Overall	0:11.38 2000m	2:17.97 [7] (0:15.52)	2:02.45 [1] (0:11.38)	1:51.07 [2] (0:12.24)	1:38.83 [3] (0:12.14)	1:26.69 [4] (0:12.23)	1:14.46 [3] (0:12.58)	1:01.88 [3] (0:12.93)	0:36.31	-4
8	1 PERFECT ENCOUNTER Jake Molloy	5	65.1 Overall	0:11.53 2000m	2:18.79 [8] (0:16.09)	2:02.70 [8] (0:11.53)	1:51.17 [8] (0:12.06)	1:39.11 [8] (0:12.21)	1:26.90 [7] (0:12.34)	1:14.56 [8] (0:12.53)	1:02.03 [8] (0:13.03)	0:36.45	+1

Scratched: Top Boy (#2)

[] Ranking at each section and finish
 -:-:- No data available at this section
 NA No data available

SCN Saddle cloth number
 DNF Did not finish
 DNT Did not track



Doomben QLD Professional
Race 2: ADSS QTIS BENCHMARK 65 Handicap (4YO only QTIS bonuses applicable) - 2220m
13 September 2023 - 13:44



Track Rating: Good 4, Weather: Fine, Rail Position: +7.5m Entire Course

Section				800m	600m	400m	200m	Last 600m			
Field Times				0:48.03 (0:12.60)	0:35.43 (0:12.01)	0:23.42 (0:11.52)	0:11.90 (0:11.90)	0:35.43			
Rank	TAB Horse/Jockey	Barrier	Top Speed [km/h]	Fastest Section					Margin	Distance Travelled [m]	
1	4 HARBELLE James Orman	4	65.7 400m	0:11.21 400m	0:47.19 [6] (0:12.42)	0:34.77 [6] (0:11.77)	0:23.00 [6] (0:11.21)	0:11.79 [2] (0:11.79)	2:16.76	0:34.77	
2	6 SAVILEO Samantha Collett	9	64.6 2000m	0:11.41 2000m	0:47.66 [4] (0:12.49)	0:35.17 [3] (0:11.80)	0:23.37 [3] (0:11.46)	0:11.91 [1] (0:11.91)	0.07L	0:35.17	+2
3	9 SOOBPURB DANCER Jake Bayliss	3	64.8 Overall	0:11.41 2000m	0:47.37 [5] (0:12.42)	0:34.95 [5] (0:11.75)	0:23.20 [4] (0:11.51)	0:11.69 [3] (0:11.69)	0.21L	0:34.95	-2
4	8 BRAVE BOY Michael Murphy	2	64.9 Overall	0:11.41 400m	0:47.44 [7] (0:12.38)	0:35.06 [7] (0:11.75)	0:23.31 [7] (0:11.41)	0:11.90 [5] (0:11.90)	2.35L	0:35.06	-5
5	5 LATELY Mark Du Plessis	7	67.1 Overall	0:11.09 2000m	0:49.06 [1] (0:12.60)	0:36.46 [1] (0:12.01)	0:24.45 [1] (0:11.81)	0:12.64 [4] (0:12.64)	6.08L	0:36.46	-4
6	3 GAMBU Damien Thornton	6	65.5 Overall	0:11.48 2000m	0:49.06 [2] (0:12.59)	0:36.47 [2] (0:12.01)	0:24.46 [2] (0:11.90)	0:12.56 [6] (0:12.56)	6.49L	0:36.47	+3
7	7 ELVEENA Chris Whiteley	8	66.1 Overall	0:11.38 2000m	0:48.95 [3] (0:12.64)	0:36.31 [4] (0:12.01)	0:24.30 [5] (0:11.73)	0:12.57 [7] (0:12.57)	7.12L	0:36.31	-4
8	1 PERFECT ENCOUNTER Jake Molloy	5	65.1 Overall	0:11.53 2000m	0:49.00 [8] (0:12.55)	0:36.45 [8] (0:12.08)	0:24.37 [8] (0:11.74)	0:12.63 [8] (0:12.63)	11.97L	0:36.45	+1

Scratched: Top Boy (#2)

[] Ranking at each section and finish
 -:-:- No data available at this section
 NA No data available

SCN Saddle cloth number
 DNF Did not finish
 DNT Did not track



Horse/Jockey Name	Harbelle
Final Rank	1
Fastest Section Time (Section)	0:11.21 (400m)
Top Speed [km/h] (Section)	65.7 (400m)
Race State	Finished



Doomben QLD Professional
Race 2: ADSS QTIS BENCHMARK 65 Handicap (4YO only QTIS bonuses applicable) - 2220m

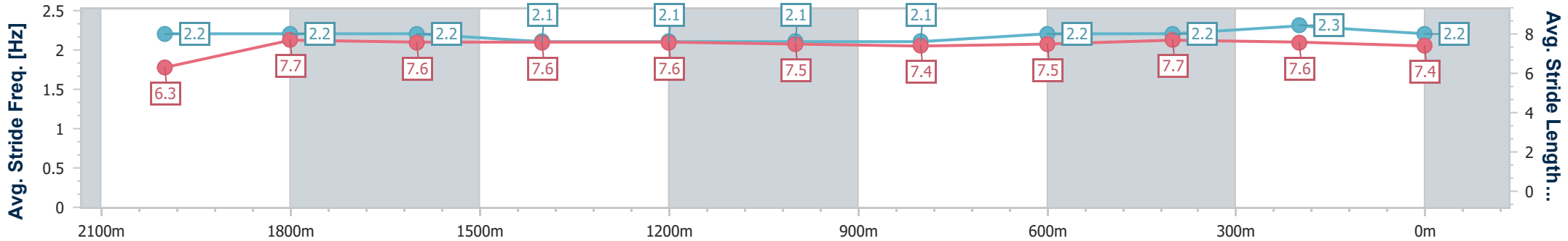
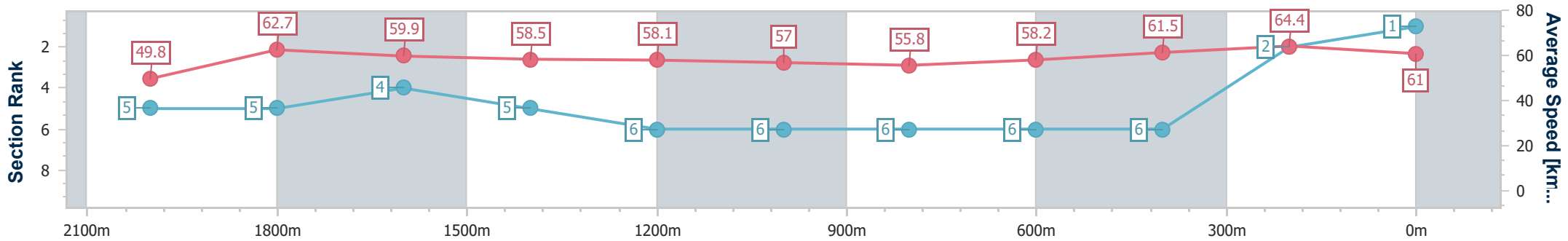


13 September 2023 - 13:44

Track Rating: Good 4, Weather: Fine, Rail Position: +7.5m Entire Course

BRISBANE RACING CLUB

Section	Overall	2000m	1800m	1600m	1400m	1200m	1000m	800m	600m	400m	200m
Section Times	2:16.76 [1] (0:15.91)	2:00.85 [5] (0:11.49)	1:49.36 [5] (0:11.89)	1:37.47 [4] (0:12.25)	1:25.22 [5] (0:12.43)	1:12.79 [6] (0:12.63)	1:00.16 [6] (0:12.97)	0:47.19 [6] (0:12.42)	0:34.77 [6] (0:11.77)	0:23.00 [6] (0:11.21)	0:11.79 [2] (0:11.79)
Average Speed [km/h]	49.8	62.7	59.9	58.5	58.1	57.0	55.8	58.2	61.5	64.4	61.0
Top Speed [km/h]	64.0	65.0	60.8	59.2	59.5	58.0	57.6	61.4	63.2	65.7	64.5
Avg. Dist. to Rail [m]	3.1	0.5	1.4	1.6	1.0	1.8	1.6	0.9	1.2	2.5	3.2
Avg. Stride Freq. [Hz]	2.2	2.2	2.2	2.1	2.1	2.1	2.1	2.2	2.2	2.3	2.2
Avg. Stride Length [m]	6.3	7.7	7.6	7.6	7.6	7.5	7.4	7.5	7.7	7.6	7.4



- [] Ranking at each section and finish
- .-.- No data available at this section
- NA No data available



Horse/Jockey Name	Savileo
Final Rank	2
Fastest Section Time (Section)	0:11.41 (2000m)
Top Speed [km/h] (Section)	64.6 (2000m)
Race State	Finished



Doomben QLD Professional
Race 2: ADSS QTIS BENCHMARK 65 Handicap (4YO only QTIS bonuses applicable) - 2220m

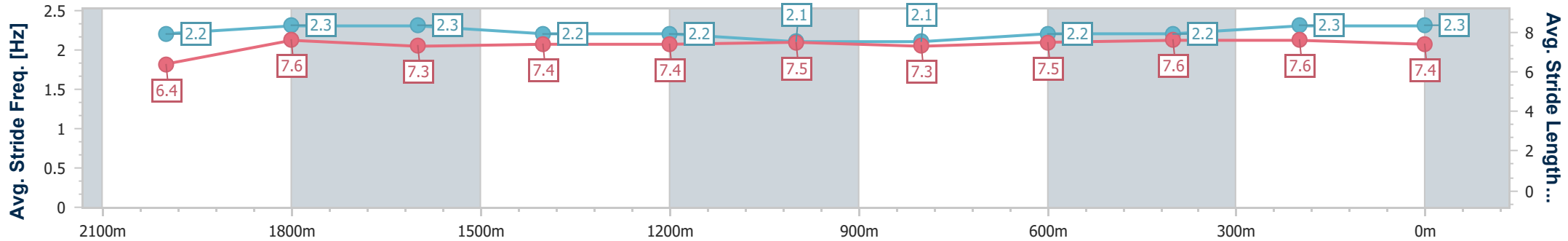
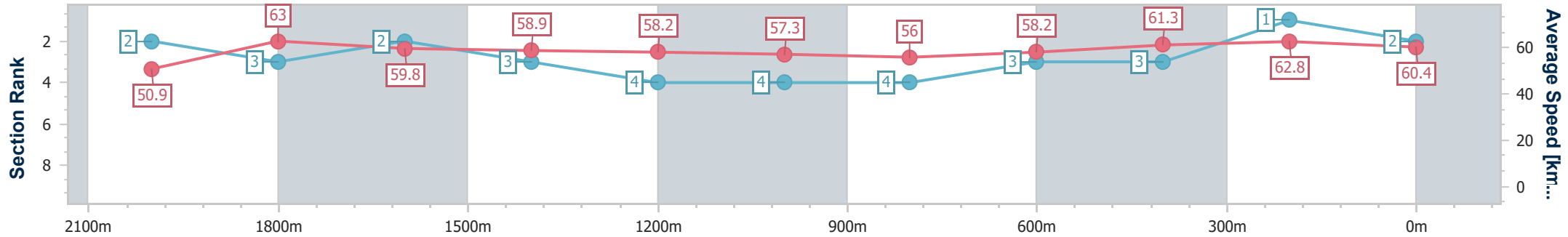


13 September 2023 - 13:44

Track Rating: Good 4, Weather: Fine, Rail Position: +7.5m Entire Course

BRISBANE RACING CLUB

Section	Overall	2000m	1800m	1600m	1400m	1200m	1000m	800m	600m	400m	200m
Section Times	2:16.77 [2] (0:15.57)	2:01.20 [2] (0:11.41)	1:49.79 [3] (0:12.05)	1:37.74 [2] (0:12.15)	1:25.59 [3] (0:12.45)	1:13.14 [4] (0:12.57)	1:00.57 [4] (0:12.91)	0:47.66 [4] (0:12.49)	0:35.17 [3] (0:11.80)	0:23.37 [3] (0:11.46)	0:11.91 [1] (0:11.91)
Average Speed [km/h]	50.9	63.0	59.8	58.9	58.2	57.3	56.0	58.2	61.3	62.8	60.4
Top Speed [km/h]	64.6	64.6	62.0	60.2	59.2	58.1	57.1	60.6	62.2	64.0	62.7
Avg. Dist. to Rail [m]	5.7	0.6	0.8	1.1	1.0	2.3	2.5	1.4	0.9	1.1	2.5
Avg. Stride Freq. [Hz]	2.2	2.3	2.3	2.2	2.2	2.1	2.1	2.2	2.2	2.3	2.3
Avg. Stride Length [m]	6.4	7.6	7.3	7.4	7.4	7.5	7.3	7.5	7.6	7.6	7.4



- [] Ranking at each section and finish
- .-.- No data available at this section
- NA No data available



Horse/Jockey Name	Soobpurb Dancer
Final Rank	3
Fastest Section Time (Section)	0:11.41 (2000m)
Top Speed [km/h] (Section)	64.8 (Overall)
Race State	Finished



Doomben QLD Professional
Race 2: ADSS QTIS BENCHMARK 65 Handicap (4YO only QTIS bonuses applicable) - 2220m

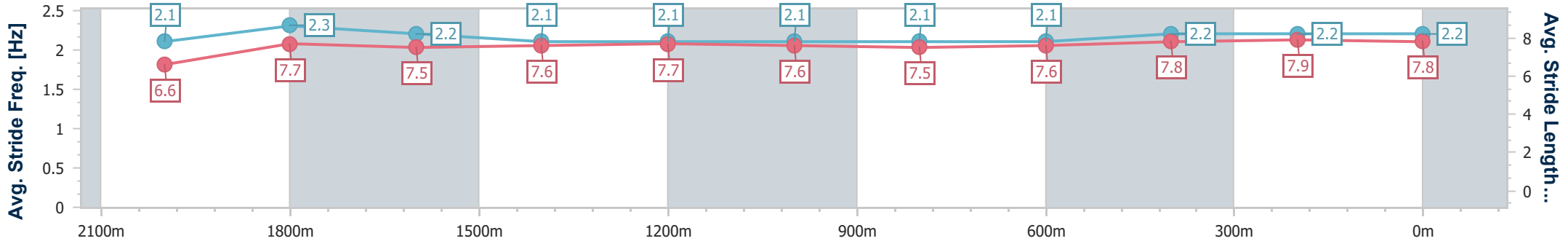
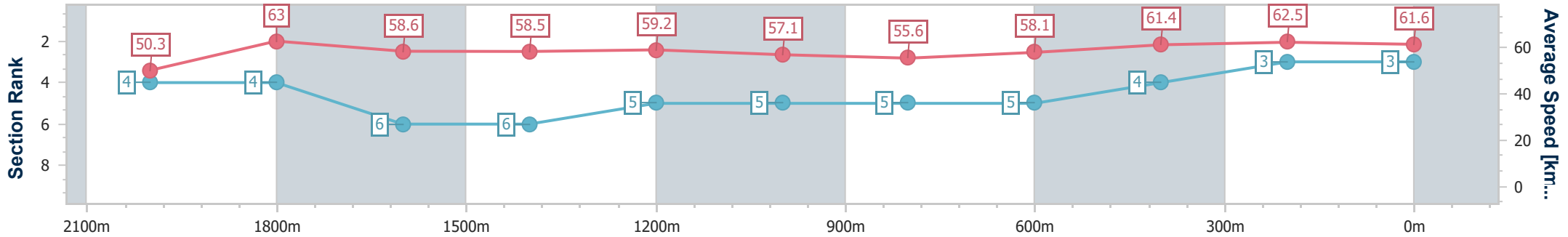


13 September 2023 - 13:44

Track Rating: Good 4, Weather: Fine, Rail Position: +7.5m Entire Course

BRISBANE RACING CLUB

Section	Overall	2000m	1800m	1600m	1400m	1200m	1000m	800m	600m	400m	200m
Section Times	2:16.79 [3] (0:15.76)	2:01.03 [4] (0:11.41)	1:49.62 [4] (0:12.19)	1:37.43 [6] (0:12.27)	1:25.16 [6] (0:12.21)	1:12.95 [5] (0:12.60)	1:00.35 [5] (0:12.98)	0:47.37 [5] (0:12.42)	0:34.95 [5] (0:11.75)	0:23.20 [4] (0:11.51)	0:11.69 [3] (0:11.69)
Average Speed [km/h]	50.3	63.0	58.6	58.5	59.2	57.1	55.6	58.1	61.4	62.5	61.6
Top Speed [km/h]	64.8	64.2	60.6	60.2	60.3	58.8	57.2	61.9	62.2	63.8	62.8
Avg. Dist. to Rail [m]	1.8	0.9	1.5	0.8	0.7	1.4	1.1	0.2	0.5	1.0	0.9
Avg. Stride Freq. [Hz]	2.1	2.3	2.2	2.1	2.1	2.1	2.1	2.1	2.2	2.2	2.2
Avg. Stride Length [m]	6.6	7.7	7.5	7.6	7.7	7.6	7.5	7.6	7.8	7.9	7.8



- [] Ranking at each section and finish
- .-.- No data available at this section
- NA No data available



Horse/Jockey Name	Brave Boy
Final Rank	4
Fastest Section Time (Section)	0:11.41 (400m)
Top Speed [km/h] (Section)	64.9 (Overall)
Race State	Finished



Doomben QLD Professional
Race 2: ADSS QTIS BENCHMARK 65 Handicap (4YO only QTIS bonuses applicable) - 2220m

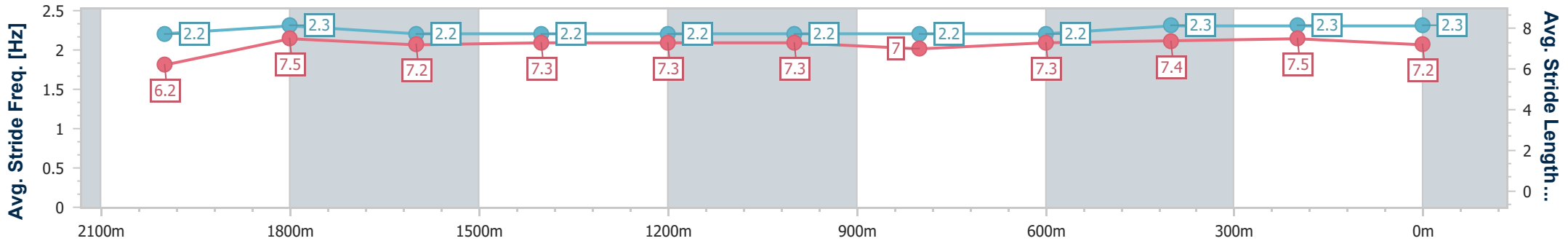
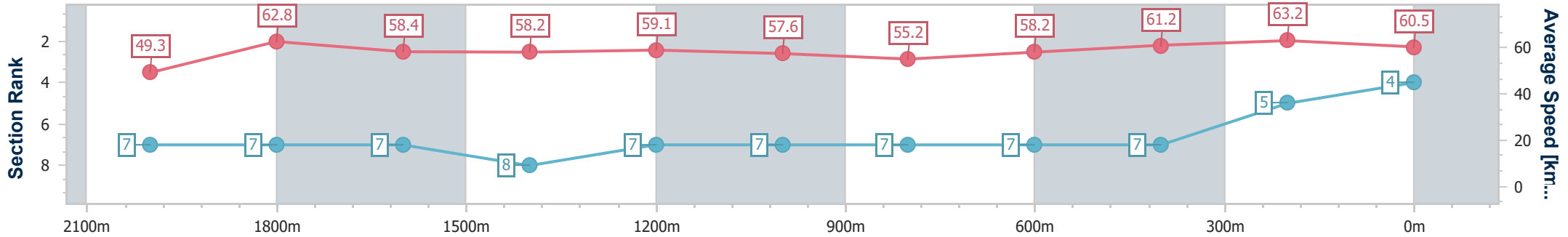


13 September 2023 - 13:44

Track Rating: Good 4, Weather: Fine, Rail Position: +7.5m Entire Course

BRISBANE RACING CLUB

Section	Overall	2000m	1800m	1600m	1400m	1200m	1000m	800m	600m	400m	200m		
Section Times	2:17.16 [4] (0:16.05)	2:01.11 [7] (0:11.47)	1:49.64 [7] (0:12.12)	1:37.52 [7] (0:12.28)	1:25.24 [8] (0:12.23)	1:13.01 [7] (0:12.51)	1:00.50 [7] (0:13.06)	0:47.44 [7] (0:12.38)	0:35.06 [7] (0:11.75)	0:23.31 [7] (0:11.41)	0:11.90 [5] (0:11.90)		
Average Speed [km/h]	49.3	62.8	58.4	58.2	59.1	57.6	55.2	58.2	61.2	63.2	60.5		
Top Speed [km/h]	64.9	64.4	60.2	59.8	59.8	59.3	56.9	60.3	61.5	64.1	63.1		
Avg. Dist. to Rail [m]	1.3	1.5	2.5	1.9	0.7	1.0	1.1	0.3	0.4	1.5	2.6		
Avg. Stride Freq. [Hz]	2.2	2.3	2.2	2.2	2.2	2.2	2.2	2.2	2.3	2.3	2.3		
Avg. Stride Length [m]	6.2	7.5	7.2	7.3	7.3	7.3	7.0	7.3	7.4	7.5	7.2		



- [] Ranking at each section and finish
- .-.- No data available at this section
- NA No data available



Horse/Jockey Name	Lately
Final Rank	5
Fastest Section Time (Section)	0:11.09 (2000m)
Top Speed [km/h] (Section)	67.1 (Overall)
Race State	Finished



Doomben QLD Professional
Race 2: ADSS QTIS BENCHMARK 65 Handicap (4YO only QTIS bonuses applicable) - 2220m

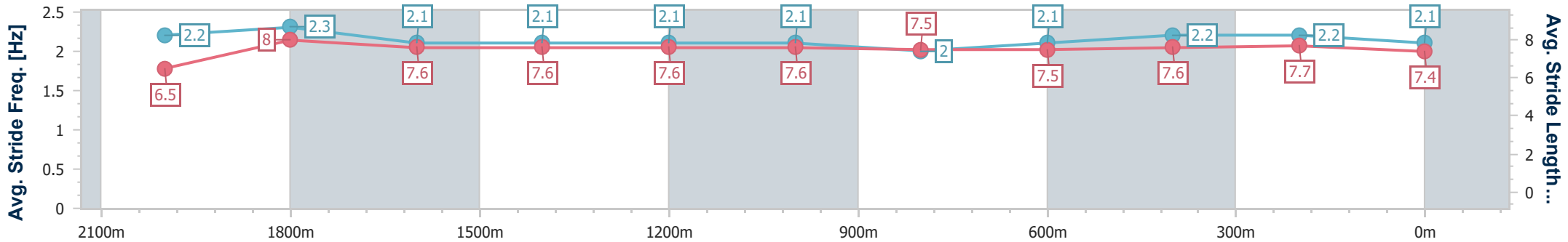
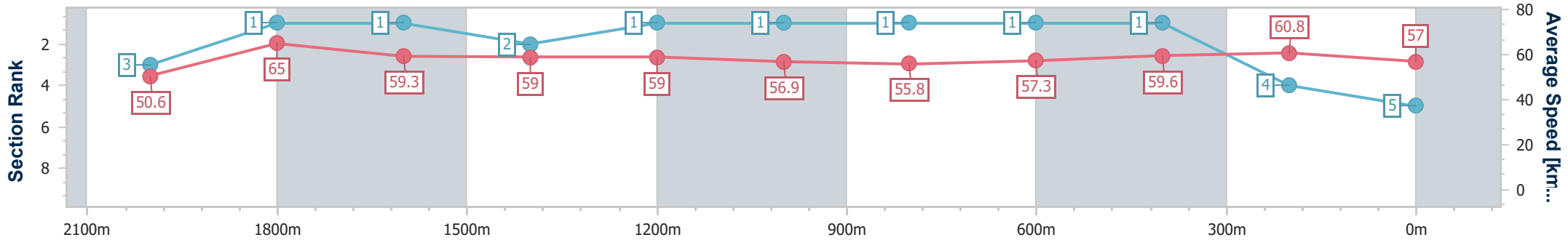


13 September 2023 - 13:44

Track Rating: Good 4, Weather: Fine, Rail Position: +7.5m Entire Course

BRISBANE RACING CLUB

Section	Overall	2000m	1800m	1600m	1400m	1200m	1000m	800m	600m	400m	200m
Section Times	2:17.79 [5] (0:15.64)	2:02.15 [3] (0:11.09)	1:51.06 [1] (0:12.03)	1:39.03 [1] (0:12.14)	1:26.89 [2] (0:12.23)	1:14.66 [1] (0:12.65)	1:02.01 [1] (0:12.95)	0:49.06 [1] (0:12.60)	0:36.46 [1] (0:12.01)	0:24.45 [1] (0:11.81)	0:12.64 [4] (0:12.64)
Average Speed [km/h]	50.6	65.0	59.3	59.0	59.0	56.9	55.8	57.3	59.6	60.8	57.0
Top Speed [km/h]	67.1	66.8	61.9	60.1	60.3	57.4	56.3	59.0	60.6	61.5	59.7
Avg. Dist. to Rail [m]	4.6	1.3	1.1	1.2	0.6	1.1	1.3	0.4	0.9	0.6	0.3
Avg. Stride Freq. [Hz]	2.2	2.3	2.1	2.1	2.1	2.1	2.0	2.1	2.2	2.2	2.1
Avg. Stride Length [m]	6.5	8.0	7.6	7.6	7.6	7.6	7.5	7.5	7.6	7.7	7.4



- [] Ranking at each section and finish
- .-.- No data available at this section
- NA No data available



Horse/Jockey Name	Gambu
Final Rank	6
Fastest Section Time (Section)	0:11.48 (2000m)
Top Speed [km/h] (Section)	65.5 (Overall)
Race State	Finished



Doomben QLD Professional
Race 2: ADSS QTIS BENCHMARK 65 Handicap (4YO only QTIS bonuses applicable) - 2220m

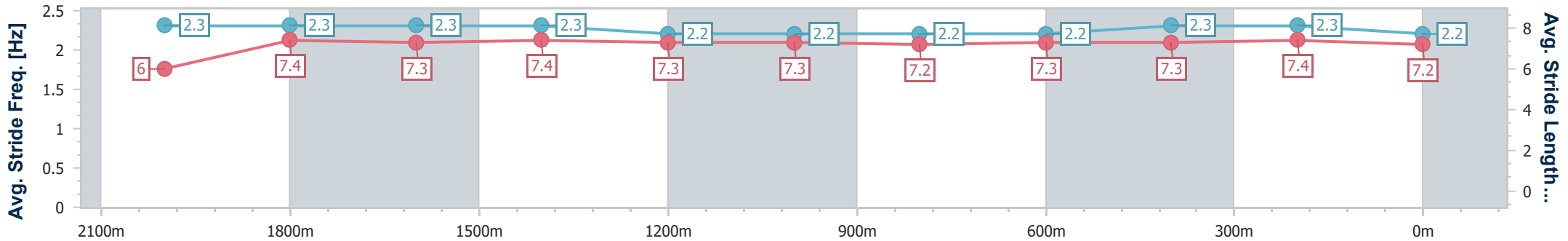
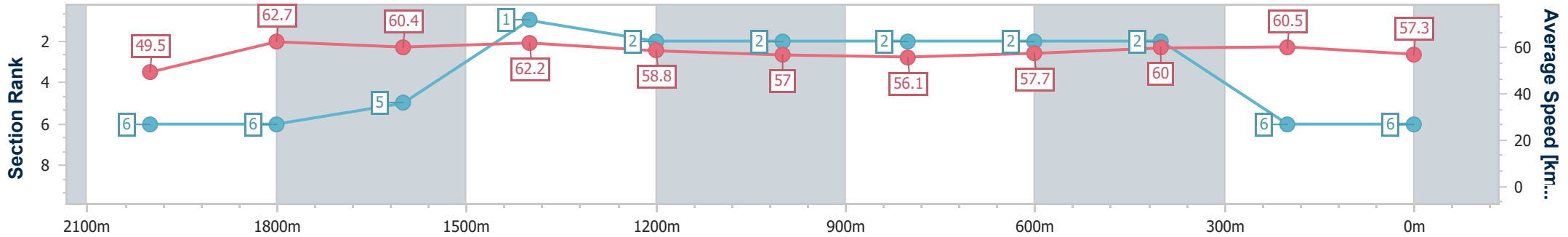


13 September 2023 - 13:44

Track Rating: Good 4, Weather: Fine, Rail Position: +7.5m Entire Course

BRISBANE RACING CLUB

Section	Overall	2000m	1800m	1600m	1400m	1200m	1000m	800m	600m	400m	200m
Section Times	2:17.86 [6] (0:16.01)	2:01.85 [6] (0:11.48)	1:50.37 [6] (0:11.85)	1:38.52 [5] (0:11.55)	1:26.97 [1] (0:12.38)	1:14.59 [2] (0:12.62)	1:01.97 [2] (0:12.91)	0:49.06 [2] (0:12.59)	0:36.47 [2] (0:12.01)	0:24.46 [2] (0:11.90)	0:12.56 [6] (0:12.56)
Average Speed [km/h]	49.5	62.7	60.4	62.2	58.8	57.0	56.1	57.7	60.0	60.5	57.3
Top Speed [km/h]	65.5	64.4	62.0	64.3	60.8	57.4	56.8	59.3	61.1	62.2	58.8
Avg. Dist. to Rail [m]	3.9	0.6	0.8	0.8	1.9	2.7	2.5	1.4	0.6	0.6	1.2
Avg. Stride Freq. [Hz]	2.3	2.3	2.3	2.3	2.2	2.2	2.2	2.2	2.3	2.3	2.2
Avg. Stride Length [m]	6.0	7.4	7.3	7.4	7.3	7.3	7.2	7.3	7.3	7.4	7.2



- [] Ranking at each section and finish
- .-.- No data available at this section
- NA No data available



Horse/Jockey Name	Elveena
Final Rank	7
Fastest Section Time (Section)	0:11.38 (2000m)
Top Speed [km/h] (Section)	66.1 (Overall)
Race State	Finished



Doomben QLD Professional
Race 2: ADSS QTIS BENCHMARK 65 Handicap (4YO only QTIS bonuses applicable) - 2220m

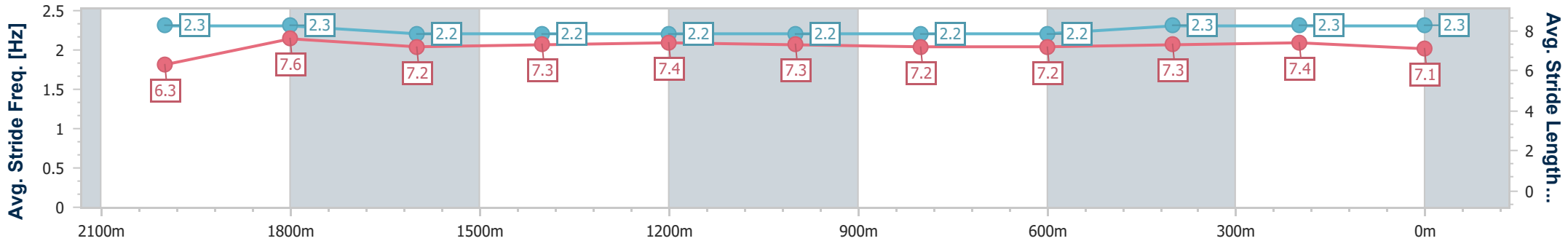
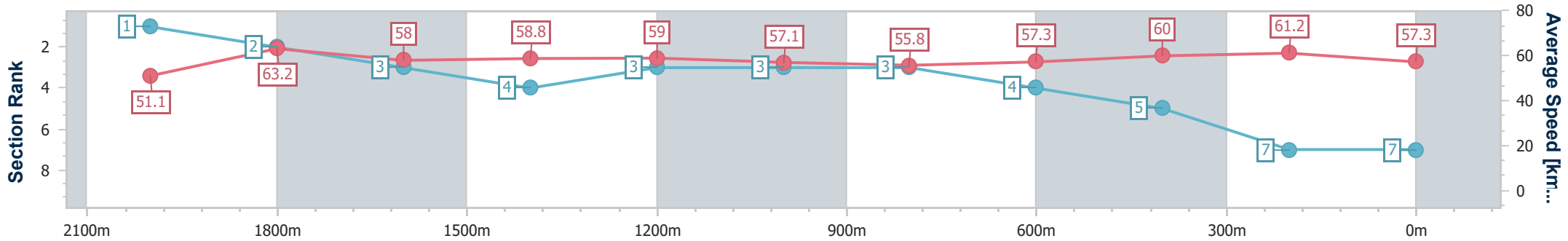


13 September 2023 - 13:44

Track Rating: Good 4, Weather: Fine, Rail Position: +7.5m Entire Course

BRISBANE RACING CLUB

Section	Overall	2000m	1800m	1600m	1400m	1200m	1000m	800m	600m	400m	200m
Section Times	2:17.97 [7] (0:15.52)	2:02.45 [1] (0:11.38)	1:51.07 [2] (0:12.24)	1:38.83 [3] (0:12.14)	1:26.69 [4] (0:12.23)	1:14.46 [3] (0:12.58)	1:01.88 [3] (0:12.93)	0:48.95 [3] (0:12.64)	0:36.31 [4] (0:12.01)	0:24.30 [5] (0:11.73)	0:12.57 [7] (0:12.57)
Average Speed [km/h]	51.1	63.2	58.0	58.8	59.0	57.1	55.8	57.3	60.0	61.2	57.3
Top Speed [km/h]	66.1	64.1	60.5	59.5	60.1	57.6	57.1	60.2	61.1	61.9	60.8
Avg. Dist. to Rail [m]	4.3	1.2	2.4	1.8	0.7	1.4	1.2	1.2	0.7	1.1	1.7
Avg. Stride Freq. [Hz]	2.3	2.3	2.2	2.2	2.2	2.2	2.2	2.2	2.3	2.3	2.3
Avg. Stride Length [m]	6.3	7.6	7.2	7.3	7.4	7.3	7.2	7.2	7.3	7.4	7.1



- [] Ranking at each section and finish
- .-.- No data available at this section
- NA No data available



Horse/Jockey Name	Perfect Encounter
Final Rank	8
Fastest Section Time (Section)	0:11.53 (2000m)
Top Speed [km/h] (Section)	65.1 (Overall)
Race State	Finished



Doomben QLD Professional
Race 2: ADSS QTIS BENCHMARK 65 Handicap (4YO only QTIS bonuses applicable) - 2220m

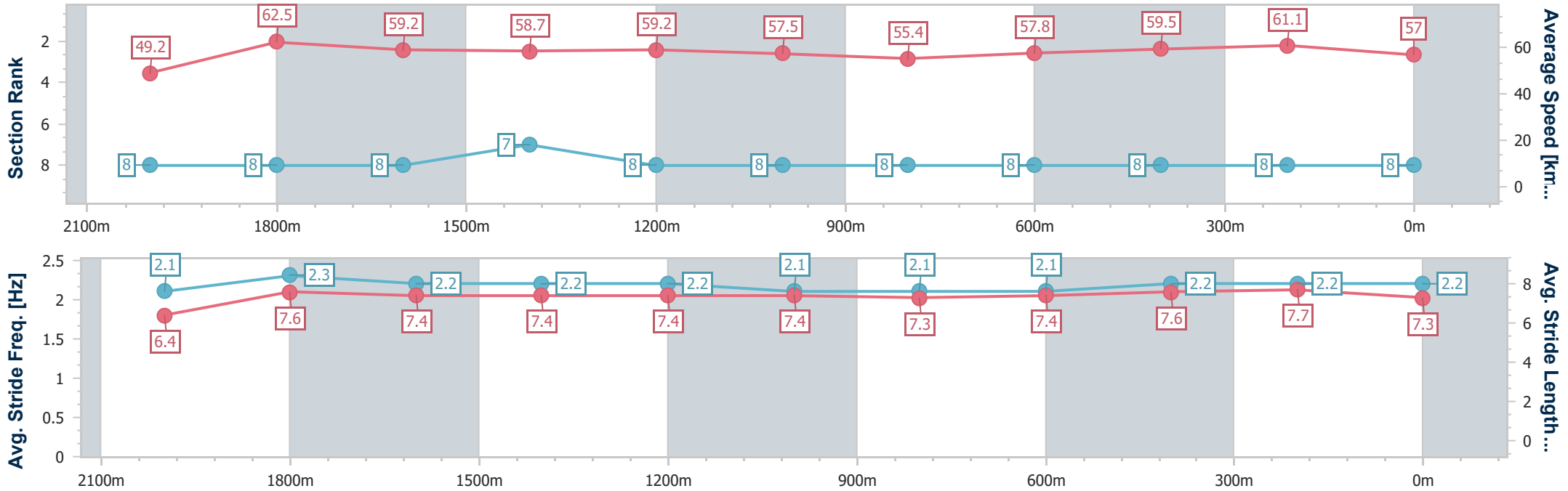


13 September 2023 - 13:44

Track Rating: Good 4, Weather: Fine, Rail Position: +7.5m Entire Course

BRISBANE RACING CLUB

Section	Overall	2000m	1800m	1600m	1400m	1200m	1000m	800m	600m	400m	200m
Section Times	2:18.79 [8] (0:16.09)	2:02.70 [8] (0:11.53)	1:51.17 [8] (0:12.06)	1:39.11 [8] (0:12.21)	1:26.90 [7] (0:12.34)	1:14.56 [8] (0:12.53)	1:02.03 [8] (0:13.03)	0:49.00 [8] (0:12.55)	0:36.45 [8] (0:12.08)	0:24.37 [8] (0:11.74)	0:12.63 [8] (0:12.63)
Average Speed [km/h]	49.2	62.5	59.2	58.7	59.2	57.5	55.4	57.8	59.5	61.1	57.0
Top Speed [km/h]	65.1	65.1	60.9	59.8	60.6	59.3	57.2	59.4	59.8	62.8	60.9
Avg. Dist. to Rail [m]	2.9	0.3	1.3	1.1	2.3	2.1	1.4	1.7	0.9	1.1	1.0
Avg. Stride Freq. [Hz]	2.1	2.3	2.2	2.2	2.2	2.1	2.1	2.1	2.2	2.2	2.2
Avg. Stride Length [m]	6.4	7.6	7.4	7.4	7.4	7.4	7.3	7.4	7.6	7.7	7.3



- [] Ranking at each section and finish
- .-.- No data available at this section
- NA No data available