



Doomben QLD Professional
Race 1: MINING & ENERGY UNION QUEENSLAND QTIS Three-Year-Old
Maiden Handicap - 1350m
13 September 2023 - 13:13



BRISBANE
RACING CLUB

Track Rating: Good 4, Weather: Fine, Rail Position: +7.5m Entire Course

Section		Overall	1200m	1000m	800m	600m	400m	Last 600m				
Field Times		1:19.82 (0:11.06)	1:08.76 (0:10.68)	0:58.08 (0:11.07)	0:47.01 (0:11.95)	0:35.06 (0:11.84)	0:23.22 (0:11.24)	0:35.06				
Rank	TAB Horse/Jockey	Barrier	Top Speed [km/h]	Fastest Section	Distance Travelled [m]							
1	1 BOOMING LAD Ben Thompson	7	69.0 1200m	0:10.64 1200m	1:19.82 [1] (0:11.16)	1:08.66 [4] (0:10.64)	0:58.02 [2] (0:11.30)	0:46.72 [4] (0:11.77)	0:34.95 [4] (0:11.76)	0:23.19 [2] (0:11.35)	0:34.95	
2	6 STORM FORCE TEN Bailey Wheeler	11	68.3 1200m	0:10.71 1200m	1:19.94 [2] (0:11.11)	1:08.83 [2] (0:10.71)	0:58.12 [4] (0:10.99)	0:47.13 [1] (0:11.97)	0:35.16 [3] (0:11.82)	0:23.34 [1] (0:11.24)	0:35.16	+3
3	5 ENCODER Jake Bayliss	2	67.6 1200m	0:10.94 1200m	1:20.01 [3] (0:11.31)	1:08.70 [9] (0:10.94)	0:57.76 [7] (0:11.33)	0:46.43 [9] (0:11.79)	0:34.64 [9] (0:11.71)	0:22.93 [8] (0:11.19)	0:34.64	+5
4	3 CONQUISTADORES Mark Du Plessis	3	67.5 1200m	0:10.91 1200m	1:20.18 [4] (0:11.06)	1:09.12 [1] (0:10.91)	0:58.21 [5] (0:11.38)	0:46.83 [6] (0:11.72)	0:35.11 [6] (0:11.80)	0:23.31 [5] (0:11.44)	0:35.11	+2
5	9 ROYLYN LASS Kyle Wilson-Taylor	5	67.2 1200m	0:11.02 1200m	1:20.21 [5] (0:11.35)	1:08.86 [10] (0:11.02)	0:57.84 [9] (0:11.12)	0:46.72 [7] (0:11.72)	0:35.00 [7] (0:11.77)	0:23.23 [7] (0:11.43)	0:35.00	-2
6	7 WESTOAK Justin Huxtable	8	68.5 1200m	0:10.61 1200m	1:20.26 [6] (0:11.20)	1:09.06 [5] (0:10.61)	0:58.45 [3] (0:11.09)	0:47.36 [3] (0:11.86)	0:35.50 [1] (0:11.91)	0:23.59 [3] (0:11.31)	0:35.50	+0
7	4 FLYWHEEL Taylor Marshall	10	65.9 1200m	0:11.04 1200m	1:20.33 [7] (0:11.26)	1:09.07 [6] (0:11.04)	0:58.03 [8] (0:11.51)	0:46.52 [10] (0:11.75)	0:34.77 [10] (0:11.79)	0:22.98 [10] (0:11.28)	0:34.77	+4
8	8 ROSEFINCH James Orman	1	67.8 1200m	0:10.82 1200m	1:20.52 [8] (0:11.29)	1:09.23 [8] (0:10.82)	0:58.41 [6] (0:11.05)	0:47.36 [5] (0:11.78)	0:35.58 [5] (0:11.81)	0:23.77 [4] (0:11.63)	0:35.58	-3
9	10 SHE'S REALISTIC Samantha Collett	4	66.7 1200m	0:11.10 1000m	1:20.91 [9] (0:11.27)	1:09.64 [7] (0:11.20)	0:58.44 [10] (0:11.10)	0:47.34 [8] (0:11.73)	0:35.61 [8] (0:11.90)	0:23.71 [9] (0:11.60)	0:35.61	+2
10	11 LEEANNIE Georgina Cartwright	9	68.5 1200m	0:10.61 1200m	1:21.68 [10] (0:11.13)	1:10.55 [3] (0:10.61)	0:59.94 [1] (0:11.12)	0:48.82 [2] (0:11.91)	0:36.91 [2] (0:12.11)	0:24.80 [6] (0:11.94)	0:36.91	+6

Scratched: Totspur (#2)

[] Ranking at each section and finish
 -:-:- No data available at this section
 NA No data available

SCN Saddle cloth number
 DNF Did not finish
 DNT Did not track



Doomben QLD Professional
Race 1: MINING & ENERGY UNION QUEENSLAND QTIS Three-Year-Old
Maiden Handicap - 1350m
13 September 2023 - 13:13



Track Rating: Good 4, Weather: Fine, Rail Position: +7.5m Entire Course

Section				200m				Last 600m	
Field Times				0:11.98 (0:11.98)				0:35.06	
Rank	TAB	Horse/Jockey	Barrier	Top Speed [km/h]	Fastest Section	Margin			Distance Travelled [m]
1	1	BOOMING LAD Ben Thompson	7	69.0 1200m	0:10.64 1200m	0:11.84 [3] (0:11.84)	1:19.82		0:34.95
2	6	STORM FORCE TEN Bailey Wheeler	11	68.3 1200m	0:10.71 1200m	0:12.10 [1] (0:12.10)	0.66L		0:35.16 +3
3	5	ENCODER Jake Bayliss	2	67.6 1200m	0:10.94 1200m	0:11.74 [4] (0:11.74)	1.07L		0:34.64 +5
4	3	CONQUISTADORES Mark Du Plessis	3	67.5 1200m	0:10.91 1200m	0:11.87 [5] (0:11.87)	2.07L		0:35.11 +2
5	9	ROYLYN LASS Kyle Wilson-Taylor	5	67.2 1200m	0:11.02 1200m	0:11.80 [7] (0:11.80)	2.27L		0:35.00 -2
6	7	WESTOAK Justin Huxtable	8	68.5 1200m	0:10.61 1200m	0:12.28 [2] (0:12.28)	2.57L		0:35.50 +0
7	4	FLYWHEEL Taylor Marshall	10	65.9 1200m	0:11.04 1200m	0:11.70 [8] (0:11.70)	2.95L		0:34.77 +4
8	8	ROSEFINCH James Orman	1	67.8 1200m	0:10.82 1200m	0:12.14 [6] (0:12.14)	4.07L		0:35.58 -3
9	10	SHE'S REALISTIC Samantha Collett	4	66.7 1200m	0:11.10 1000m	0:12.11 [9] (0:12.11)	6.39L		0:35.61 +2
10	11	LEEANNIE Georgina Cartwright	9	68.5 1200m	0:10.61 1200m	0:12.86 [10] (0:12.86)	10.93L		0:36.91 +6

Scratched: Totspur (#2)

[] Ranking at each section and finish
 -:-:- No data available at this section
 NA No data available

SCN Saddle cloth number
 DNF Did not finish
 DNT Did not track



Horse/Jockey Name	Booming Lad
Final Rank	1
Fastest Section Time (Section)	0:10.64 (1200m)
Top Speed [km/h] (Section)	69.0 (1200m)
Race State	Finished

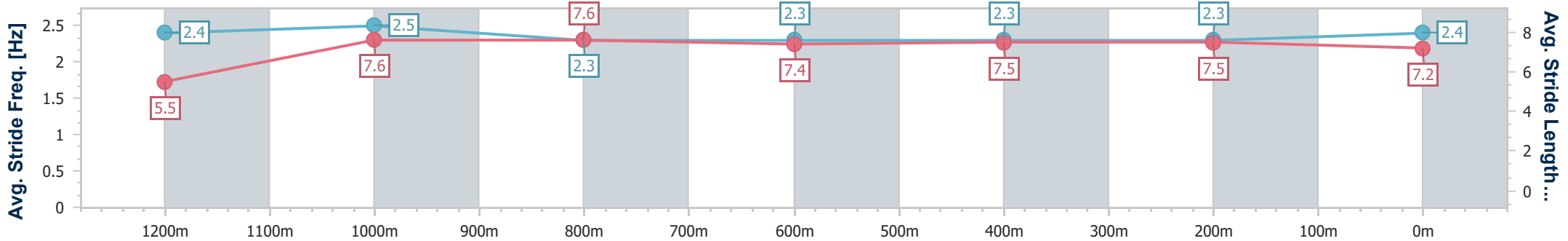
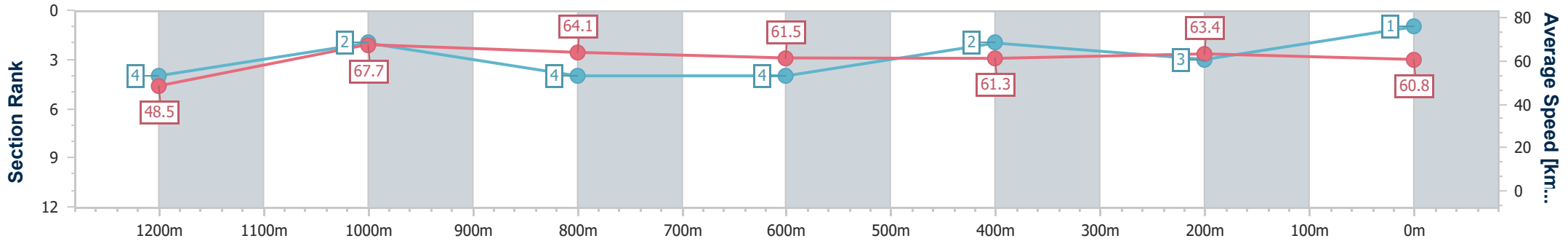


Doomben QLD Professional
Race 1: MINING & ENERGY UNION QUEENSLAND QTIS Three-Year-Old Maiden Handicap - 1350m
 13 September 2023 - 13:13
 Track Rating: Good 4, Weather: Fine, Rail Position: +7.5m Entire Course



BRISBANE
RACING CLUB

Section	Overall	1200m	1000m	800m	600m	400m	200m
Section Times	1:19.82 [1] (0:11.16)	1:08.66 [4] (0:10.64)	0:58.02 [2] (0:11.30)	0:46.72 [4] (0:11.77)	0:34.95 [4] (0:11.76)	0:23.19 [2] (0:11.35)	0:11.84 [3] (0:11.84)
Average Speed [km/h]	48.5	67.7	64.1	61.5	61.3	63.4	60.8
Top Speed [km/h]	68.9	69.0	66.4	62.8	62.0	64.8	63.4
Avg. Dist. to Rail [m]	6.0	1.8	1.5	1.0	0.3	0.9	0.6
Avg. Stride Freq. [Hz]	2.4	2.5	2.3	2.3	2.3	2.3	2.4
Avg. Stride Length [m]	5.5	7.6	7.6	7.4	7.5	7.5	7.2



- [] Ranking at each section and finish
- .-.- No data available at this section
- NA No data available



Horse/Jockey Name	Storm Force Ten
Final Rank	2
Fastest Section Time (Section)	0:10.71 (1200m)
Top Speed [km/h] (Section)	68.3 (1200m)
Race State	Finished



Doomben QLD Professional
Race 1: MINING & ENERGY UNION QUEENSLAND QTIS Three-Year-Old Maiden Handicap - 1350m

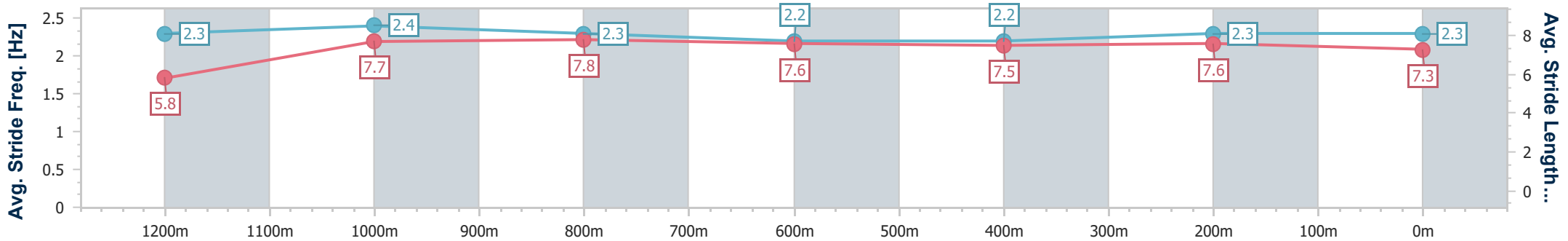
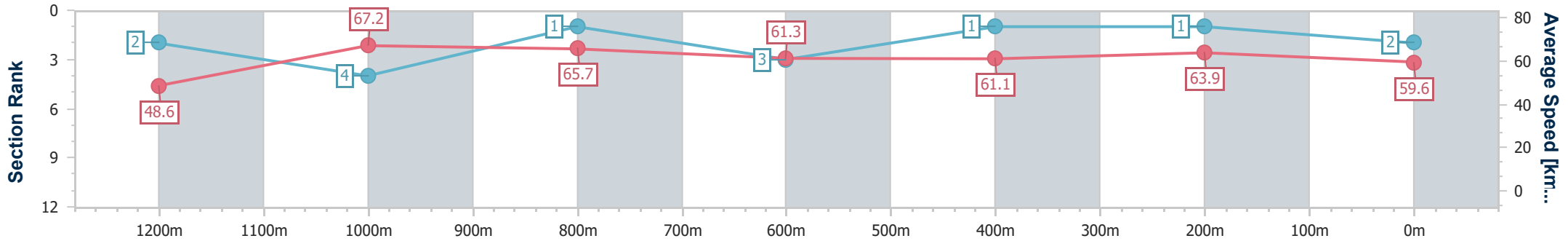


13 September 2023 - 13:13

Track Rating: Good 4, Weather: Fine, Rail Position: +7.5m Entire Course

BRISBANE RACING CLUB

Section	Overall	1200m	1000m	800m	600m	400m	200m
Section Times	1:19.94 [2] (0:11.11)	1:08.83 [2] (0:10.71)	0:58.12 [4] (0:10.99)	0:47.13 [1] (0:11.97)	0:35.16 [3] (0:11.82)	0:23.34 [1] (0:11.24)	0:12.10 [1] (0:12.10)
Average Speed [km/h]	48.6	67.2	65.7	61.3	61.1	63.9	59.6
Top Speed [km/h]	66.0	68.3	67.4	63.0	63.8	65.8	62.6
Avg. Dist. to Rail [m]	10.7	1.7	0.8	3.3	1.5	1.0	1.4
Avg. Stride Freq. [Hz]	2.3	2.4	2.3	2.2	2.2	2.3	2.3
Avg. Stride Length [m]	5.8	7.7	7.8	7.6	7.5	7.6	7.3



- [] Ranking at each section and finish
- .-.- No data available at this section
- NA No data available



Horse/Jockey Name	Encoder
Final Rank	3
Fastest Section Time (Section)	0:10.94 (1200m)
Top Speed [km/h] (Section)	67.6 (1200m)
Race State	Finished



Doomben QLD Professional
Race 1: MINING & ENERGY UNION QUEENSLAND QTIS Three-Year-Old Maiden Handicap - 1350m

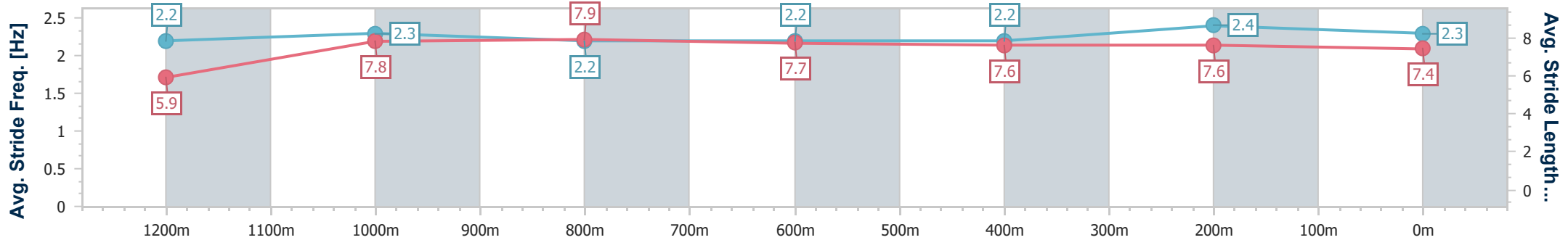
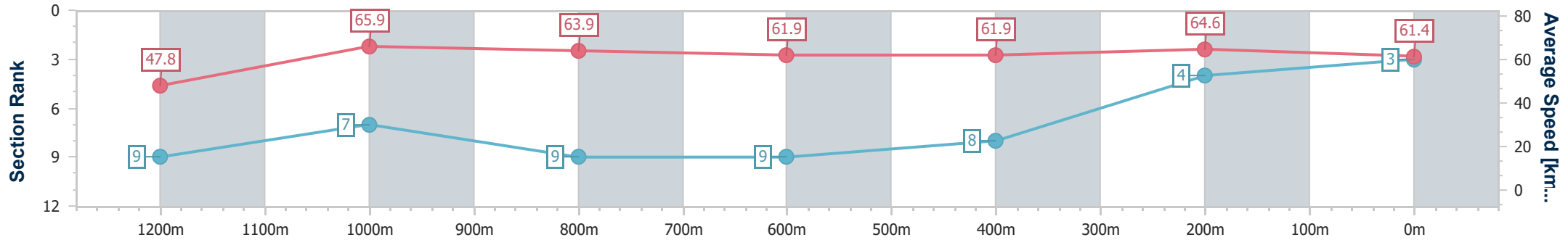


13 September 2023 - 13:13

Track Rating: Good 4, Weather: Fine, Rail Position: +7.5m Entire Course

BRISBANE RACING CLUB

Section	Overall	1200m	1000m	800m	600m	400m	200m
Section Times	1:20.01 [3] (0:11.31)	1:08.70 [9] (0:10.94)	0:57.76 [7] (0:11.33)	0:46.43 [9] (0:11.79)	0:34.64 [9] (0:11.71)	0:22.93 [8] (0:11.19)	0:11.74 [4] (0:11.74)
Average Speed [km/h]	47.8	65.9	63.9	61.9	61.9	64.6	61.4
Top Speed [km/h]	65.7	67.6	65.3	63.6	63.2	65.9	64.8
Avg. Dist. to Rail [m]	2.3	1.4	2.1	2.6	1.7	2.8	2.8
Avg. Stride Freq. [Hz]	2.2	2.3	2.2	2.2	2.2	2.4	2.3
Avg. Stride Length [m]	5.9	7.8	7.9	7.7	7.6	7.6	7.4



- [] Ranking at each section and finish
- .-.- No data available at this section
- NA No data available



Horse/Jockey Name	Conquistadores
Final Rank	4
Fastest Section Time (Section)	0:10.91 (1200m)
Top Speed [km/h] (Section)	67.5 (1200m)
Race State	Finished



Doomben QLD Professional
Race 1: MINING & ENERGY UNION QUEENSLAND QTIS Three-Year-Old Maiden Handicap - 1350m

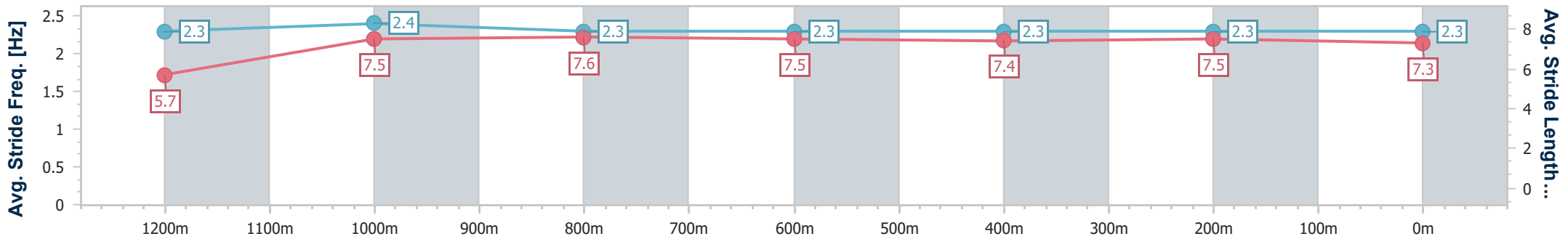
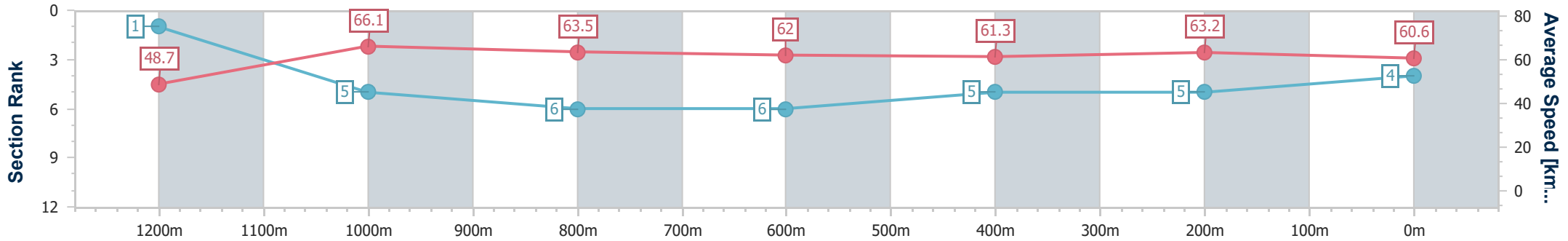


13 September 2023 - 13:13

Track Rating: Good 4, Weather: Fine, Rail Position: +7.5m Entire Course

BRISBANE RACING CLUB

Section	Overall	1200m	1000m	800m	600m	400m	200m
Section Times	1:20.18 [4] (0:11.06)	1:09.12 [1] (0:10.91)	0:58.21 [5] (0:11.38)	0:46.83 [6] (0:11.72)	0:35.11 [6] (0:11.80)	0:23.31 [5] (0:11.44)	0:11.87 [5] (0:11.87)
Average Speed [km/h]	48.7	66.1	63.5	62.0	61.3	63.2	60.6
Top Speed [km/h]	65.0	67.5	65.8	62.9	62.5	64.5	64.0
Avg. Dist. to Rail [m]	3.4	0.6	0.8	1.6	0.8	2.5	2.5
Avg. Stride Freq. [Hz]	2.3	2.4	2.3	2.3	2.3	2.3	2.3
Avg. Stride Length [m]	5.7	7.5	7.6	7.5	7.4	7.5	7.3



- [] Ranking at each section and finish
- .-.- No data available at this section
- NA No data available



Horse/Jockey Name	Roylyn Lass
Final Rank	5
Fastest Section Time (Section)	0:11.02 (1200m)
Top Speed [km/h] (Section)	67.2 (1200m)
Race State	Finished

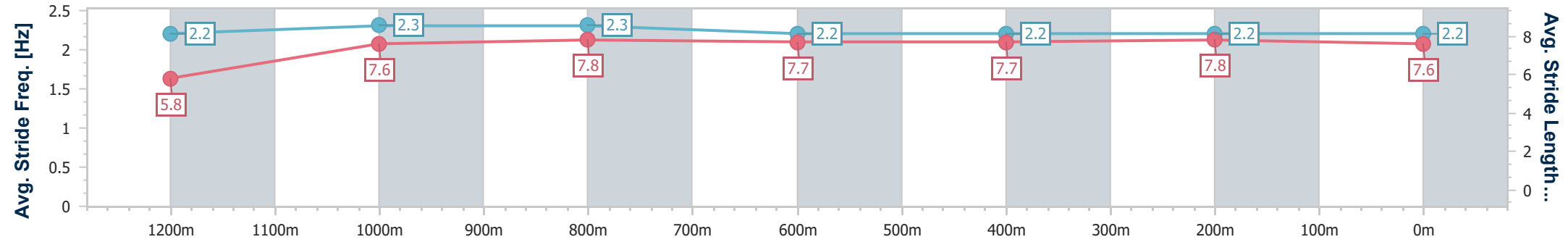
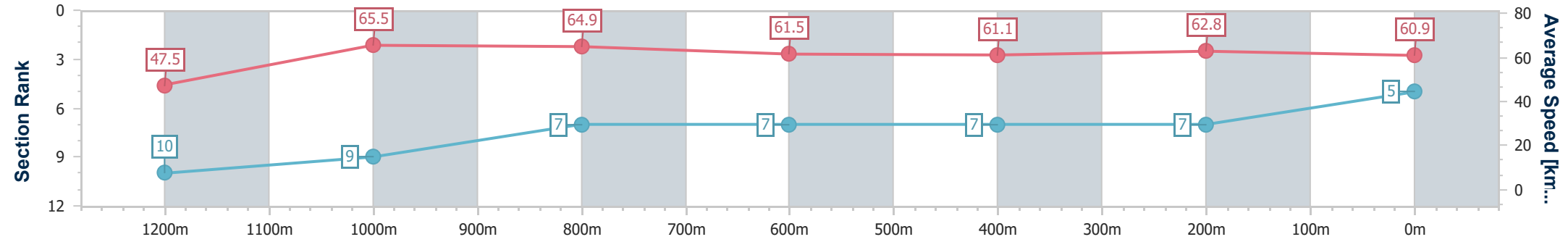


Doomben QLD Professional
Race 1: MINING & ENERGY UNION QUEENSLAND QTIS Three-Year-Old Maiden Handicap - 1350m
 13 September 2023 - 13:13
 Track Rating: Good 4, Weather: Fine, Rail Position: +7.5m Entire Course



BRISBANE
RACING CLUB

Section	Overall	1200m	1000m	800m	600m	400m	200m						
Section Times	1:20.21 [5] (0:11.35)	1:08.86 [10] (0:11.02)	0:57.84 [9] (0:11.12)	0:46.72 [7] (0:11.72)	0:35.00 [7] (0:11.77)	0:23.23 [7] (0:11.43)	0:11.80 [7] (0:11.80)						
Average Speed [km/h]	47.5	65.5	64.9	61.5	61.1	62.8	60.9						
Top Speed [km/h]	66.5	67.2	66.3	64.0	62.1	64.5	64.1						
Avg. Dist. to Rail [m]	4.1	0.5	0.7	0.6	0.6	2.3	2.7						
Avg. Stride Freq. [Hz]	2.2	2.3	2.3	2.2	2.2	2.2	2.2						
Avg. Stride Length [m]	5.8	7.6	7.8	7.7	7.7	7.8	7.6						



- [] Ranking at each section and finish
- .-.- No data available at this section
- NA No data available



Horse/Jockey Name	Westoak
Final Rank	6
Fastest Section Time (Section)	0:10.61 (1200m)
Top Speed [km/h] (Section)	68.5 (1200m)
Race State	Finished



Doomben QLD Professional
Race 1: MINING & ENERGY UNION QUEENSLAND QTIS Three-Year-Old Maiden Handicap - 1350m

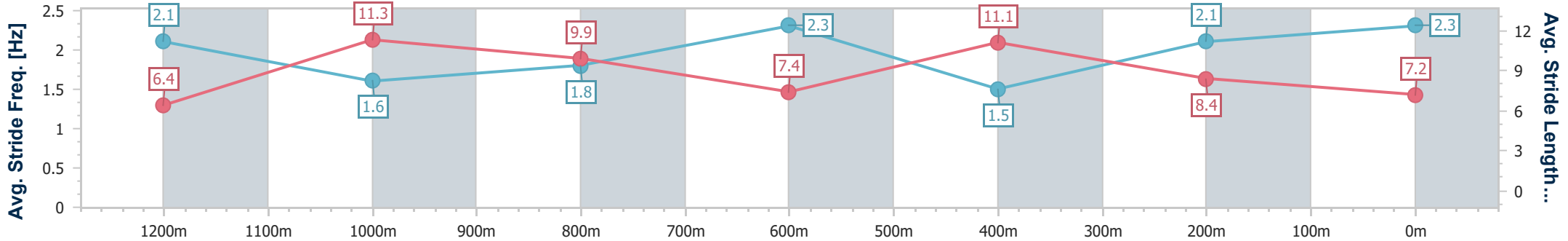
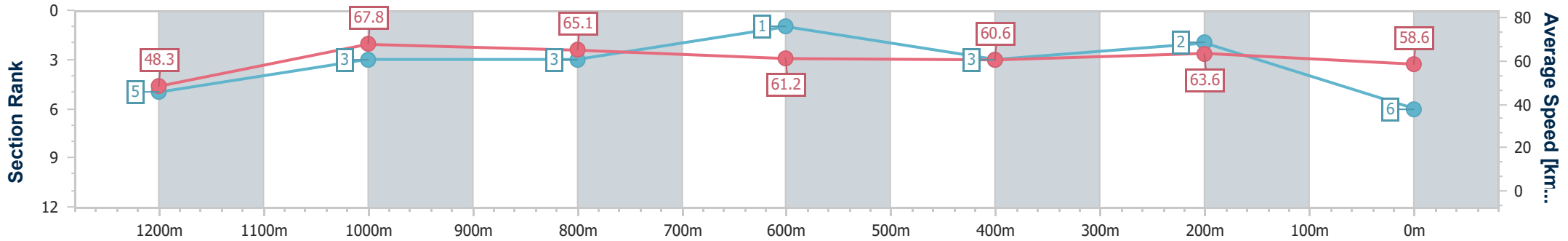


13 September 2023 - 13:13

Track Rating: Good 4, Weather: Fine, Rail Position: +7.5m Entire Course

BRISBANE RACING CLUB

Section	Overall	1200m	1000m	800m	600m	400m	200m
Section Times	1:20.26 [6] (0:11.20)	1:09.06 [5] (0:10.61)	0:58.45 [3] (0:11.09)	0:47.36 [3] (0:11.86)	0:35.50 [1] (0:11.91)	0:23.59 [3] (0:11.31)	0:12.28 [2] (0:12.28)
Average Speed [km/h]	48.3	67.8	65.1	61.2	60.6	63.6	58.6
Top Speed [km/h]	67.5	68.5	68.1	62.7	62.1	65.7	62.2
Avg. Dist. to Rail [m]	7.3	3.0	1.7	1.2	0.4	0.9	0.2
Avg. Stride Freq. [Hz]	2.1	1.6	1.8	2.3	1.5	2.1	2.3
Avg. Stride Length [m]	6.4	11.3	9.9	7.4	11.1	8.4	7.2



- [] Ranking at each section and finish
- .-.- No data available at this section
- NA No data available



Horse/Jockey Name	Flywheel
Final Rank	7
Fastest Section Time (Section)	0:11.04 (1200m)
Top Speed [km/h] (Section)	65.9 (1200m)
Race State	Finished

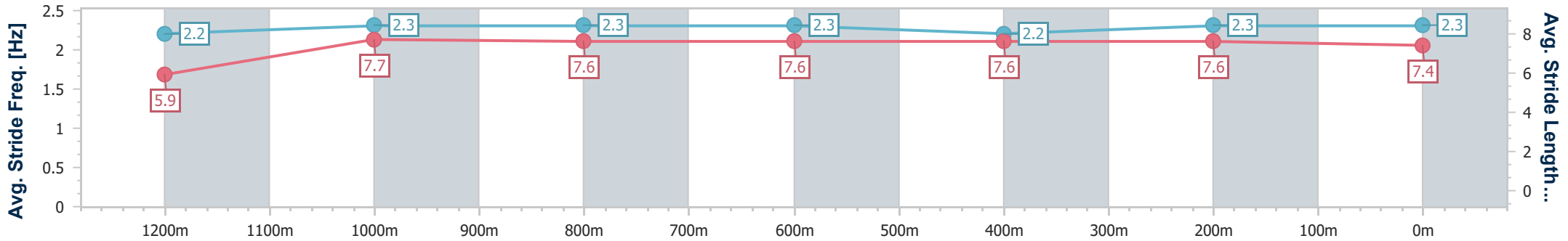
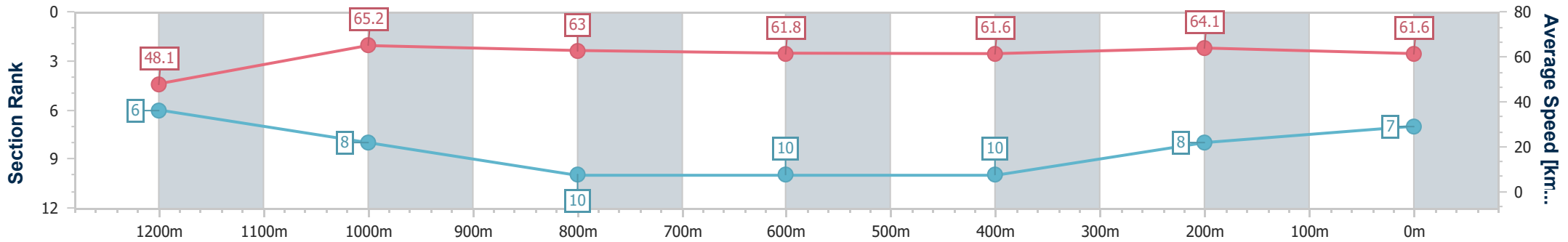


Doomben QLD Professional
Race 1: MINING & ENERGY UNION QUEENSLAND QTIS Three-Year-Old Maiden Handicap - 1350m
 13 September 2023 - 13:13
 Track Rating: Good 4, Weather: Fine, Rail Position: +7.5m Entire Course



BRISBANE
RACING CLUB

Section	Overall	1200m	1000m	800m	600m	400m	200m
Section Times	1:20.33 [7] (0:11.26)	1:09.07 [6] (0:11.04)	0:58.03 [8] (0:11.51)	0:46.52 [10] (0:11.75)	0:34.77 [10] (0:11.79)	0:22.98 [10] (0:11.28)	0:11.70 [8] (0:11.70)
Average Speed [km/h]	48.1	65.2	63.0	61.8	61.6	64.1	61.6
Top Speed [km/h]	63.9	65.9	65.0	63.4	63.6	64.9	63.2
Avg. Dist. to Rail [m]	9.1	3.6	2.4	1.8	1.5	3.5	4.1
Avg. Stride Freq. [Hz]	2.2	2.3	2.3	2.3	2.2	2.3	2.3
Avg. Stride Length [m]	5.9	7.7	7.6	7.6	7.6	7.6	7.4



- [] Ranking at each section and finish
- .-.- No data available at this section
- NA No data available



Horse/Jockey Name	Rosefinch
Final Rank	8
Fastest Section Time (Section)	0:10.82 (1200m)
Top Speed [km/h] (Section)	67.8 (1200m)
Race State	Finished

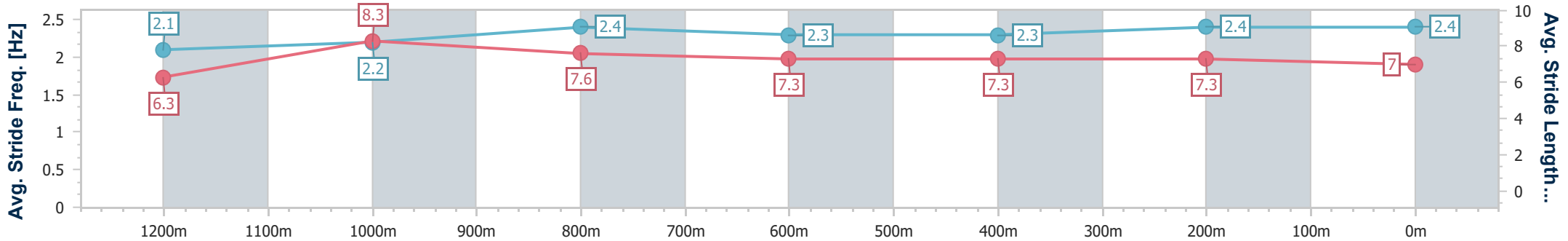
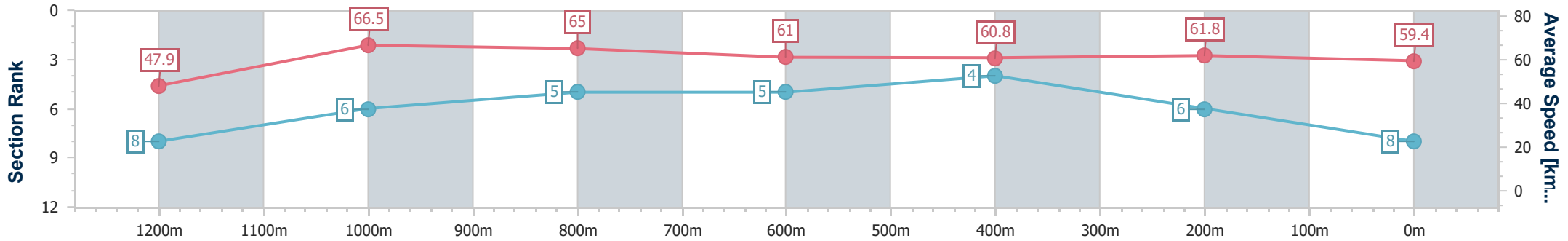


Doomben QLD Professional
Race 1: MINING & ENERGY UNION QUEENSLAND QTIS Three-Year-Old Maiden Handicap - 1350m
 13 September 2023 - 13:13
 Track Rating: Good 4, Weather: Fine, Rail Position: +7.5m Entire Course



BRISBANE
RACING CLUB

Section	Overall	1200m	1000m	800m	600m	400m	200m
Section Times	1:20.52 [8] (0:11.29)	1:09.23 [8] (0:10.82)	0:58.41 [6] (0:11.05)	0:47.36 [5] (0:11.78)	0:35.58 [5] (0:11.81)	0:23.77 [4] (0:11.63)	0:12.14 [6] (0:12.14)
Average Speed [km/h]	47.9	66.5	65.0	61.0	60.8	61.8	59.4
Top Speed [km/h]	66.5	67.8	67.1	63.5	62.0	63.2	61.7
Avg. Dist. to Rail [m]	1.4	0.7	1.1	0.3	0.4	0.3	0.3
Avg. Stride Freq. [Hz]	2.1	2.2	2.4	2.3	2.3	2.4	2.4
Avg. Stride Length [m]	6.3	8.3	7.6	7.3	7.3	7.3	7.0



- [] Ranking at each section and finish
- .-.- No data available at this section
- NA No data available



Horse/Jockey Name	She's Realistic
Final Rank	9
Fastest Section Time (Section)	0:11.10 (1000m)
Top Speed [km/h] (Section)	66.7 (1200m)
Race State	Finished

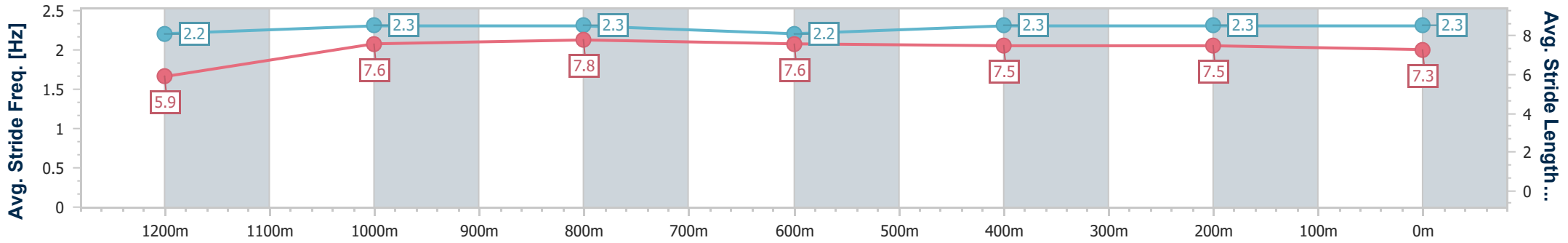
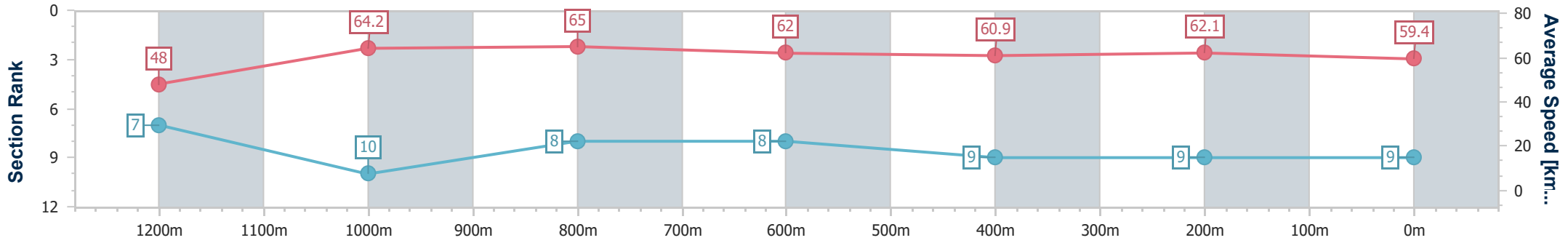


Doomben QLD Professional
Race 1: MINING & ENERGY UNION QUEENSLAND QTIS Three-Year-Old Maiden Handicap - 1350m
 13 September 2023 - 13:13
 Track Rating: Good 4, Weather: Fine, Rail Position: +7.5m Entire Course



BRISBANE
RACING CLUB

Section	Overall	1200m	1000m	800m	600m	400m	200m
Section Times	1:20.91 [9] (0:11.27)	1:09.64 [7] (0:11.20)	0:58.44 [10] (0:11.10)	0:47.34 [8] (0:11.73)	0:35.61 [8] (0:11.90)	0:23.71 [9] (0:11.60)	0:12.11 [9] (0:12.11)
Average Speed [km/h]	48.0	64.2	65.0	62.0	60.9	62.1	59.4
Top Speed [km/h]	62.5	66.7	66.4	64.8	61.9	63.0	60.9
Avg. Dist. to Rail [m]	3.8	1.5	0.5	2.2	1.2	0.5	0.8
Avg. Stride Freq. [Hz]	2.2	2.3	2.3	2.2	2.3	2.3	2.3
Avg. Stride Length [m]	5.9	7.6	7.8	7.6	7.5	7.5	7.3



- [] Ranking at each section and finish
- .-.- No data available at this section
- NA No data available



Horse/Jockey Name	Leeannie
Final Rank	10
Fastest Section Time (Section)	0:10.61 (1200m)
Top Speed [km/h] (Section)	68.5 (1200m)
Race State	Finished

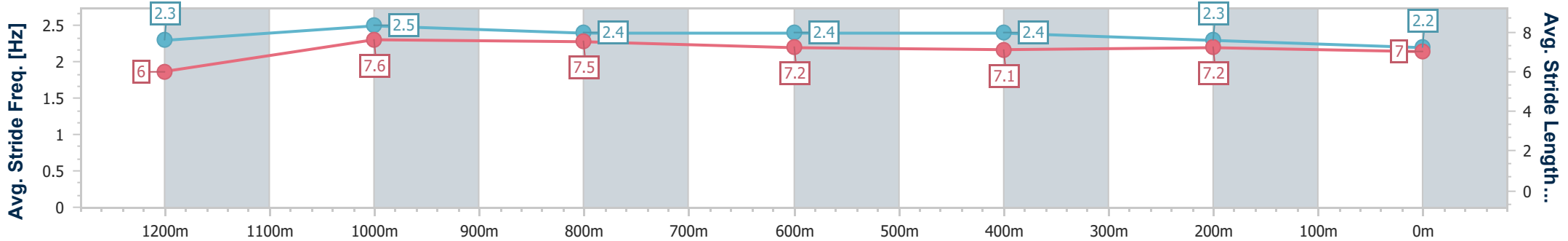
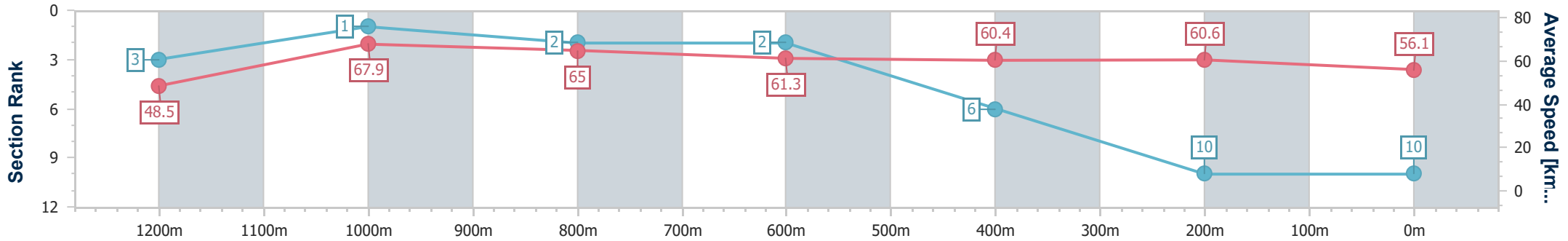


Doomben QLD Professional
Race 1: MINING & ENERGY UNION QUEENSLAND QTIS Three-Year-Old Maiden Handicap - 1350m
 13 September 2023 - 13:13
 Track Rating: Good 4, Weather: Fine, Rail Position: +7.5m Entire Course



BRISBANE
RACING CLUB

Section	Overall	1200m	1000m	800m	600m	400m	200m
Section Times	1:21.68 [10] (0:11.13)	1:10.55 [3] (0:10.61)	0:59.94 [1] (0:11.12)	0:48.82 [2] (0:11.91)	0:36.91 [2] (0:12.11)	0:24.80 [6] (0:11.94)	0:12.86 [10] (0:12.86)
Average Speed [km/h]	48.5	67.9	65.0	61.3	60.4	60.6	56.1
Top Speed [km/h]	67.1	68.5	68.2	62.4	61.6	61.8	59.4
Avg. Dist. to Rail [m]	8.2	3.1	1.3	2.8	3.2	3.3	3.9
Avg. Stride Freq. [Hz]	2.3	2.5	2.4	2.4	2.4	2.3	2.2
Avg. Stride Length [m]	6.0	7.6	7.5	7.2	7.1	7.2	7.0



- [] Ranking at each section and finish
- .-.- No data available at this section
- NA No data available