



Sunshine Coast QLD Professional

Race 1: COMMAND PROJECTS Maiden Handicap - 1600m

10 September 2023 - 13:04



Track Rating: Good 4, Weather: Fine, Rail Position: True

Section		Overall	1400m	1200m	1000m	800m	600m	400m	Last 600m					
Field Times		1:39.42 (0:13.71)	1:25.71 (0:11.87)	1:13.84 (0:12.34)	1:01.50 (0:12.65)	0:48.85 (0:12.81)	0:36.04 (0:11.80)	0:24.24 (0:11.80)	0:36.04					
Rank	TAB	Horse/Jockey	Barrier	Top Speed [km/h]	Fastest Section	Distance Travelled [m]								
1	2	BOLD SMUGGLER Ryan Wiggins	1	64.2 400m	0:11.37 400m	1:39.42 [1] (0:13.95)	1:25.47 [3] (0:12.01)	1:13.46 [4] (0:12.38)	1:01.08 [4] (0:12.73)	0:48.35 [4] (0:12.85)	0:35.50 [4] (0:12.10)	0:23.40 [4] (0:11.37)	0:35.50	
2	4	WORD FROM ABOVE Justin Huxtable	8	64.7 Overall	0:11.80 600m	1:39.52 [2] (0:13.97)	1:25.55 [4] (0:11.81)	1:13.74 [3] (0:12.39)	1:01.35 [3] (0:12.40)	0:48.95 [1] (0:12.81)	0:36.14 [1] (0:11.80)	0:24.34 [1] (0:11.80)	0:36.14	-2
3	3	IBERIAN RULER Damien Thornton	12	66.0 400m	0:11.22 400m	1:39.58 [3] (0:14.33)	1:25.25 [9] (0:12.05)	1:13.20 [9] (0:12.44)	1:00.76 [9] (0:12.85)	0:47.91 [9] (0:12.90)	0:35.01 [9] (0:11.91)	0:23.10 [9] (0:11.22)	0:35.01	+5
4	6	POWER FLASH Angela Jones	10	65.4 Overall	0:11.47 400m	1:39.67 [4] (0:14.25)	1:25.42 [8] (0:11.76)	1:13.66 [5] (0:12.44)	1:01.22 [6] (0:12.81)	0:48.41 [6] (0:12.87)	0:35.54 [7] (0:12.01)	0:23.53 [6] (0:11.47)	0:35.54	+5
5	8	TROUBLESHOOT Girish Goomany	2	64.6 Overall	0:11.41 400m	1:39.88 [5] (0:14.23)	1:25.65 [7] (0:11.95)	1:13.70 [8] (0:12.37)	1:01.33 [7] (0:12.74)	0:48.59 [7] (0:12.84)	0:35.75 [6] (0:12.15)	0:23.60 [7] (0:11.41)	0:35.75	-1
6	5	JENNI INDA JUNGLE Madeleine Wishart	3	64.0 Overall	0:11.66 400m	1:39.99 [6] (0:13.99)	1:26.00 [5] (0:12.06)	1:13.94 [6] (0:12.36)	1:01.58 [5] (0:12.69)	0:48.89 [5] (0:12.87)	0:36.02 [5] (0:12.07)	0:23.95 [5] (0:11.66)	0:36.02	+3
7	11	ANOTHER DAZZLER Micheal Hellyer	7	64.2 Overall	0:11.50 400m	1:40.44 [7] (0:14.08)	1:26.36 [6] (0:12.02)	1:14.34 [7] (0:12.57)	1:01.77 [8] (0:12.87)	0:48.90 [8] (0:12.96)	0:35.94 [8] (0:11.88)	0:24.06 [8] (0:11.50)	0:35.94	+5
8	12	MONT ROYAL Tahlia Fenlon	5	64.5 Overall	0:11.77 400m	1:40.51 [8] (0:13.71)	1:26.80 [1] (0:11.87)	1:14.93 [1] (0:12.34)	1:02.59 [1] (0:12.71)	0:49.88 [2] (0:13.11)	0:36.77 [3] (0:12.19)	0:24.58 [3] (0:11.77)	0:36.77	+5
9	9	VELOCIRAPTOR Luke Tarrant	9	65.4 Overall	0:11.93 1400m	1:42.08 [9] (0:13.72)	1:28.36 [2] (0:11.93)	1:16.43 [2] (0:12.41)	1:04.02 [2] (0:12.72)	0:51.30 [3] (0:12.92)	0:38.38 [2] (0:12.23)	0:26.15 [2] (0:12.18)	0:38.38	+5

Scratched: Kalends (#1), Storm Force Ten (#7), War Service (#10)

[] Ranking at each section and finish
 -:-:- No data available at this section
 NA No data available

SCN Saddle cloth number
 DNF Did not finish
 DNT Did not track



Sunshine Coast QLD Professional

Race 1: COMMAND PROJECTS Maiden Handicap - 1600m

10 September 2023 - 13:04



Track Rating: Good 4, Weather: Fine, Rail Position: True

Section				200m				Last 600m	
Field Times				0:12.44 (0:12.44)				0:36.04	
Rank	TAB	Horse/Jockey	Barrier	Top Speed [km/h]	Fastest Section	Margin			Distance Travelled [m]
1	2	BOLD SMUGGLER Ryan Wiggins	1	64.2 400m	0:11.37 400m	0:12.03 [2] (0:12.03)	1:39.42		0:35.50
2	4	WORD FROM ABOVE Justin Huxtable	8	64.7 Overall	0:11.80 600m	0:12.54 [1] (0:12.54)	0.5L		0:36.14 -2
3	3	IBERIAN RULER Damien Thornton	12	66.0 400m	0:11.22 400m	0:11.88 [5] (0:11.88)	0.7L		0:35.01 +5
4	6	POWER FLASH Angela Jones	10	65.4 Overall	0:11.47 400m	0:12.06 [3] (0:12.06)	1.1L		0:35.54 +5
5	8	TROUBLESHOOT Girish Goomany	2	64.6 Overall	0:11.41 400m	0:12.19 [4] (0:12.19)	2.1L		0:35.75 -1
6	5	JENNI INDA JUNGLE Madeleine Wishart	3	64.0 Overall	0:11.66 400m	0:12.29 [6] (0:12.29)	2.6L		0:36.02 +3
7	11	ANOTHER DAZZLER Micheal Hellyer	7	64.2 Overall	0:11.50 400m	0:12.56 [8] (0:12.56)	5.1L		0:35.94 +5
8	12	MONT ROYAL Tahlia Fenlon	5	64.5 Overall	0:11.77 400m	0:12.81 [6] (0:12.81)	5.4L		0:36.77 +5
9	9	VELOCIRAPTOR Luke Tarrant	9	65.4 Overall	0:11.93 1400m	0:13.97 [9] (0:13.97)	14.4L		0:38.38 +5

Scratched: Kalends (#1), Storm Force Ten (#7), War Service (#10)



Horse/Jockey Name	Bold Smuggler
Final Rank	1
Fastest Section Time (Section)	0:11.37 (400m)
Top Speed [km/h] (Section)	64.2 (400m)
Race State	Finished



Sunshine Coast QLD Professional

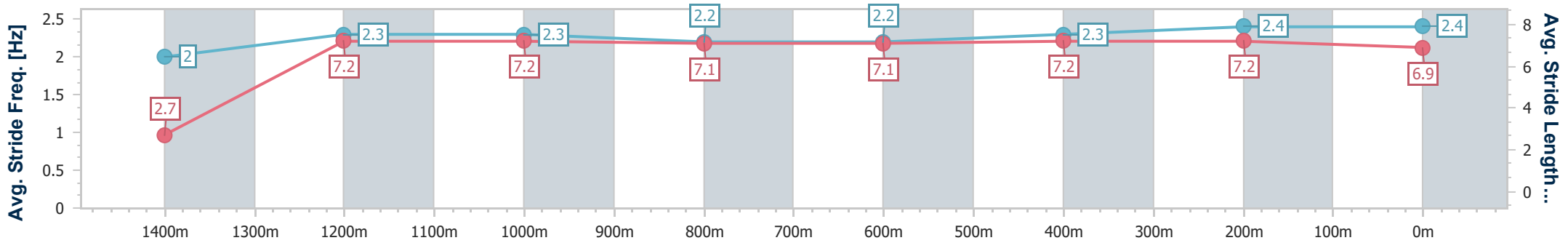
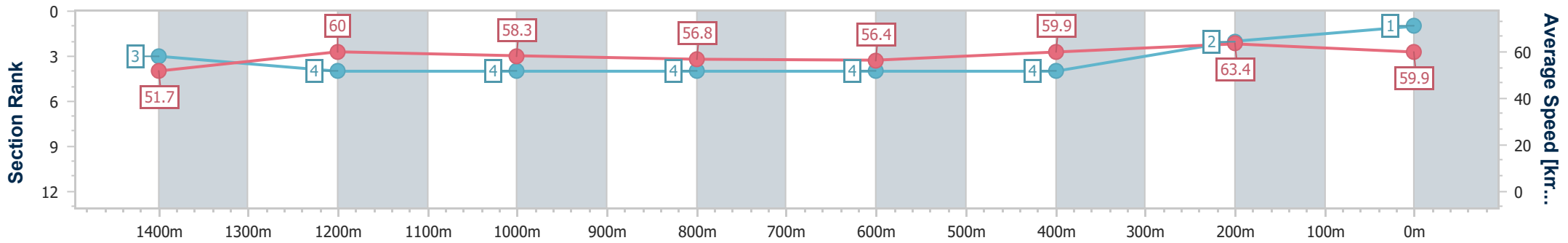
Race 1: COMMAND PROJECTS Maiden Handicap - 1600m



10 September 2023 - 13:04

Track Rating: Good 4, Weather: Fine, Rail Position: True

Section	Overall	1400m	1200m	1000m	800m	600m	400m	200m
Section Times	1:39.42 [1] (0:13.95)	1:25.47 [3] (0:12.01)	1:13.46 [4] (0:12.38)	1:01.08 [4] (0:12.73)	0:48.35 [4] (0:12.85)	0:35.50 [4] (0:12.10)	0:23.40 [4] (0:11.37)	0:12.03 [2] (0:12.03)
Average Speed [km/h]	51.7	60.0	58.3	56.8	56.4	59.9	63.4	59.9
Top Speed [km/h]	63.0	63.0	60.4	57.3	59.0	62.4	64.2	62.7
Avg. Dist. to Rail [m]	6.2	1.3	1.5	1.5	1.4	1.0	4.3	6.7
Avg. Stride Freq. [Hz]	2.0	2.3	2.3	2.2	2.2	2.3	2.4	2.4
Avg. Stride Length [m]	2.7	7.2	7.2	7.1	7.1	7.2	7.2	6.9



- [] Ranking at each section and finish
- .-.- No data available at this section
- NA No data available



Horse/Jockey Name	Word From Above
Final Rank	2
Fastest Section Time (Section)	0:11.80 (600m)
Top Speed [km/h] (Section)	64.7 (Overall)
Race State	Finished



Sunshine Coast QLD Professional

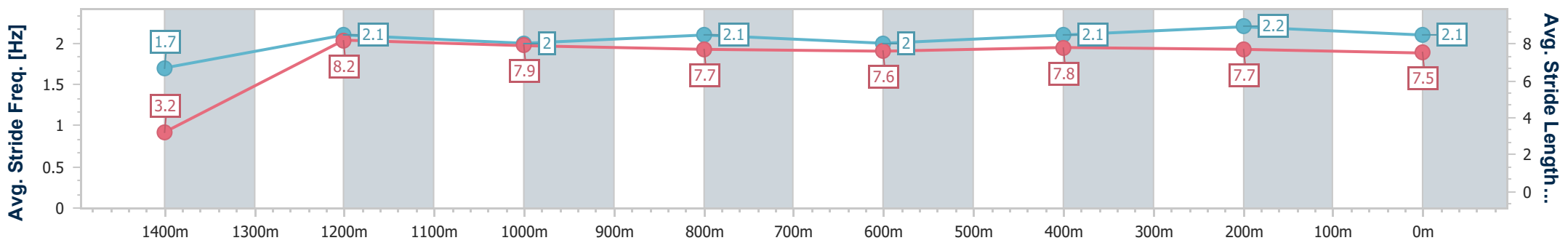
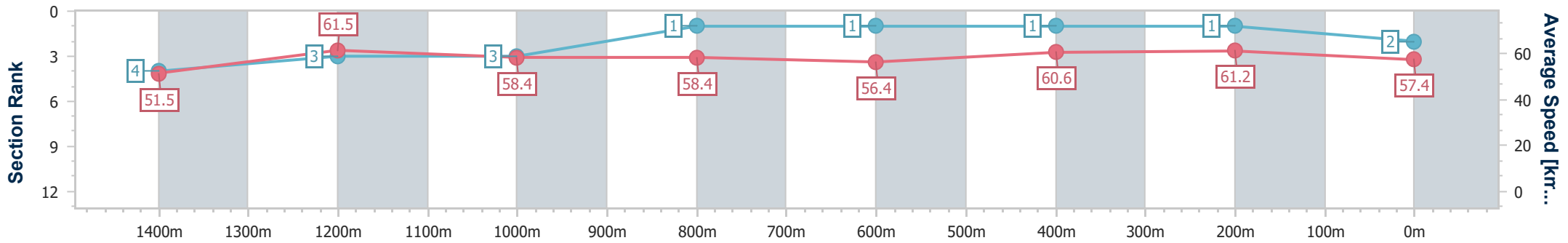
Race 1: COMMAND PROJECTS Maiden Handicap - 1600m



10 September 2023 - 13:04

Track Rating: Good 4, Weather: Fine, Rail Position: True

Section	Overall	1400m	1200m	1000m	800m	600m	400m	200m
Section Times	1:39.52 [2] (0:13.97)	1:25.55 [4] (0:11.81)	1:13.74 [3] (0:12.39)	1:01.35 [3] (0:12.40)	0:48.95 [1] (0:12.81)	0:36.14 [1] (0:11.80)	0:24.34 [1] (0:11.80)	0:12.54 [1] (0:12.54)
Average Speed [km/h]	51.5	61.5	58.4	58.4	56.4	60.6	61.2	57.4
Top Speed [km/h]	64.7	63.9	59.4	60.1	58.9	62.8	62.1	59.3
Avg. Dist. to Rail [m]	10.0	4.3	4.2	3.5	0.8	0.9	3.3	4.8
Avg. Stride Freq. [Hz]	1.7	2.1	2.0	2.1	2.0	2.1	2.2	2.1
Avg. Stride Length [m]	3.2	8.2	7.9	7.7	7.6	7.8	7.7	7.5



- [] Ranking at each section and finish
- .-.- No data available at this section
- NA No data available



Horse/Jockey Name	Iberian Ruler
Final Rank	3
Fastest Section Time (Section)	0:11.22 (400m)
Top Speed [km/h] (Section)	66.0 (400m)
Race State	Finished



Sunshine Coast QLD Professional

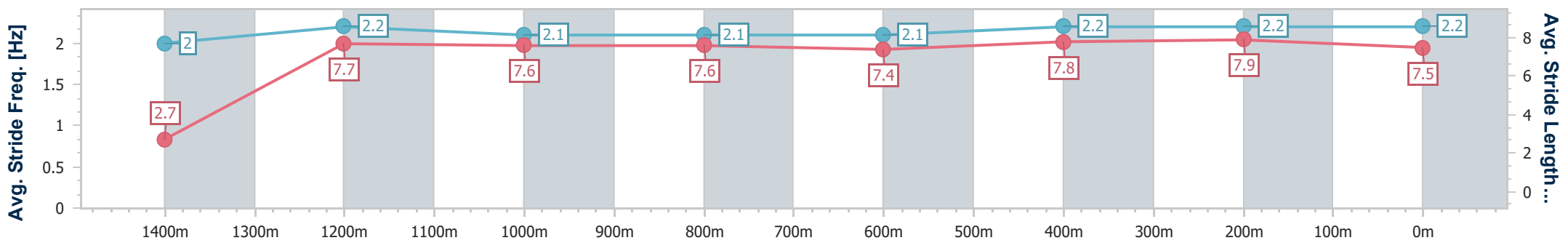
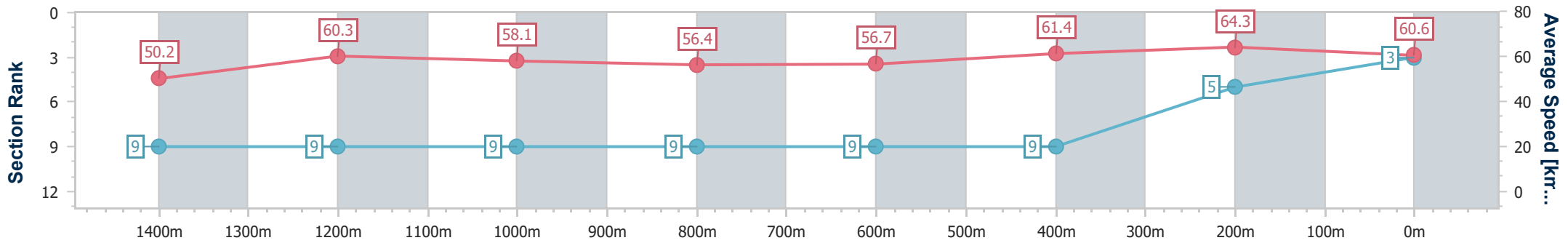
Race 1: COMMAND PROJECTS Maiden Handicap - 1600m



10 September 2023 - 13:04

Track Rating: Good 4, Weather: Fine, Rail Position: True

Section	Overall	1400m	1200m	1000m	800m	600m	400m	200m
Section Times	1:39.58 [3] (0:14.33)	1:25.25 [9] (0:12.05)	1:13.20 [9] (0:12.44)	1:00.76 [9] (0:12.85)	0:47.91 [9] (0:12.90)	0:35.01 [9] (0:11.91)	0:23.10 [9] (0:11.22)	0:11.88 [5] (0:11.88)
Average Speed [km/h]	50.2	60.3	58.1	56.4	56.7	61.4	64.3	60.6
Top Speed [km/h]	63.4	63.4	59.5	57.7	59.0	62.7	66.0	63.3
Avg. Dist. to Rail [m]	13.1	4.2	2.8	2.3	2.5	2.7	7.1	8.0
Avg. Stride Freq. [Hz]	2.0	2.2	2.1	2.1	2.1	2.2	2.2	2.2
Avg. Stride Length [m]	2.7	7.7	7.6	7.6	7.4	7.8	7.9	7.5



- [] Ranking at each section and finish
- .-.- No data available at this section
- NA No data available



Horse/Jockey Name	Power Flash
Final Rank	4
Fastest Section Time (Section)	0:11.47 (400m)
Top Speed [km/h] (Section)	65.4 (Overall)
Race State	Finished



Sunshine Coast QLD Professional

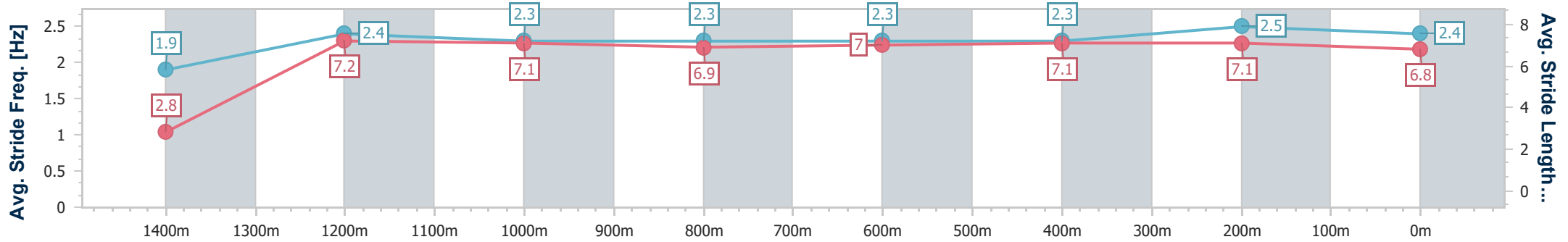
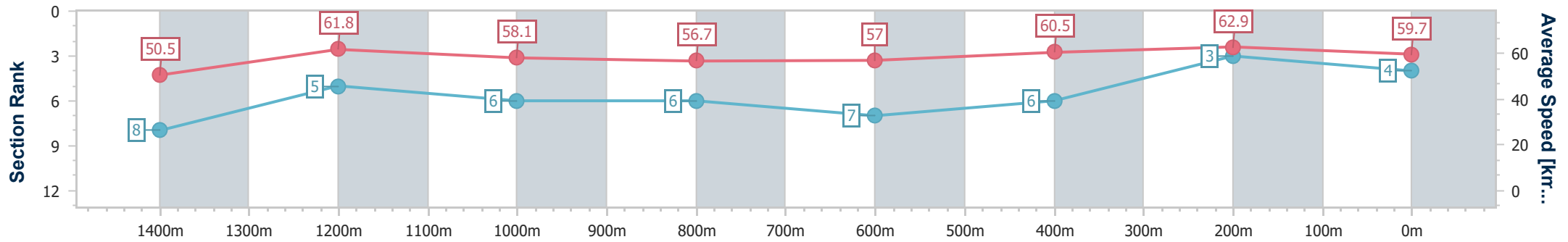
Race 1: COMMAND PROJECTS Maiden Handicap - 1600m



10 September 2023 - 13:04

Track Rating: Good 4, Weather: Fine, Rail Position: True

Section	Overall	1400m	1200m	1000m	800m	600m	400m	200m
Section Times	1:39.67 [4] (0:14.25)	1:25.42 [8] (0:11.76)	1:13.66 [5] (0:12.44)	1:01.22 [6] (0:12.81)	0:48.41 [6] (0:12.87)	0:35.54 [7] (0:12.01)	0:23.53 [6] (0:11.47)	0:12.06 [3] (0:12.06)
Average Speed [km/h]	50.5	61.8	58.1	56.7	57.0	60.5	62.9	59.7
Top Speed [km/h]	65.4	65.2	60.5	58.0	59.1	62.6	63.7	61.7
Avg. Dist. to Rail [m]	12.0	4.4	3.1	2.7	3.3	1.5	6.0	6.5
Avg. Stride Freq. [Hz]	1.9	2.4	2.3	2.3	2.3	2.3	2.5	2.4
Avg. Stride Length [m]	2.8	7.2	7.1	6.9	7.0	7.1	7.1	6.8



- [] Ranking at each section and finish
- .-.- No data available at this section
- NA No data available



Horse/Jockey Name	Troubleshoot
Final Rank	5
Fastest Section Time (Section)	0:11.41 (400m)
Top Speed [km/h] (Section)	64.6 (Overall)
Race State	Finished



Sunshine Coast QLD Professional

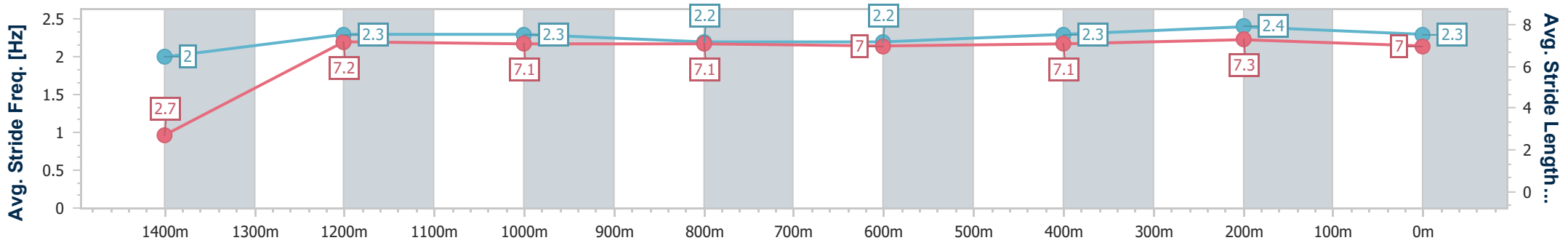
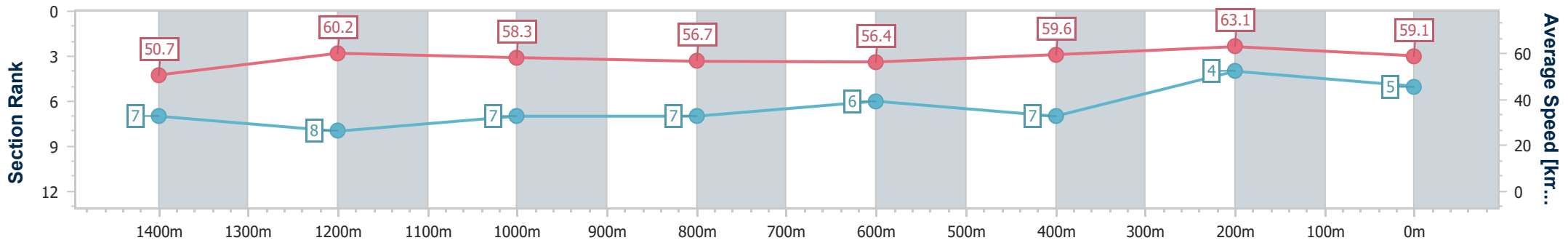
Race 1: COMMAND PROJECTS Maiden Handicap - 1600m



10 September 2023 - 13:04

Track Rating: Good 4, Weather: Fine, Rail Position: True

Section	Overall	1400m	1200m	1000m	800m	600m	400m	200m					
Section Times	1:39.88 [5] (0:14.23)	1:25.65 [7] (0:11.95)	1:13.70 [8] (0:12.37)	1:01.33 [7] (0:12.74)	0:48.59 [7] (0:12.84)	0:35.75 [6] (0:12.15)	0:23.60 [7] (0:11.41)	0:12.19 [4] (0:12.19)					
Average Speed [km/h]	50.7	60.2	58.3	56.7	56.4	59.6	63.1	59.1					
Top Speed [km/h]	64.6	64.3	59.8	58.3	58.1	62.2	64.2	61.6					
Avg. Dist. to Rail [m]	7.1	0.6	1.2	1.3	1.1	1.0	4.3	5.2					
Avg. Stride Freq. [Hz]	2.0	2.3	2.3	2.2	2.2	2.3	2.4	2.3					
Avg. Stride Length [m]	2.7	7.2	7.1	7.1	7.0	7.1	7.3	7.0					



- [] Ranking at each section and finish
- .-.- No data available at this section
- NA No data available



Horse/Jockey Name	Jenni Inda Jungle
Final Rank	6
Fastest Section Time (Section)	0:11.66 (400m)
Top Speed [km/h] (Section)	64.0 (Overall)
Race State	Finished



Sunshine Coast QLD Professional

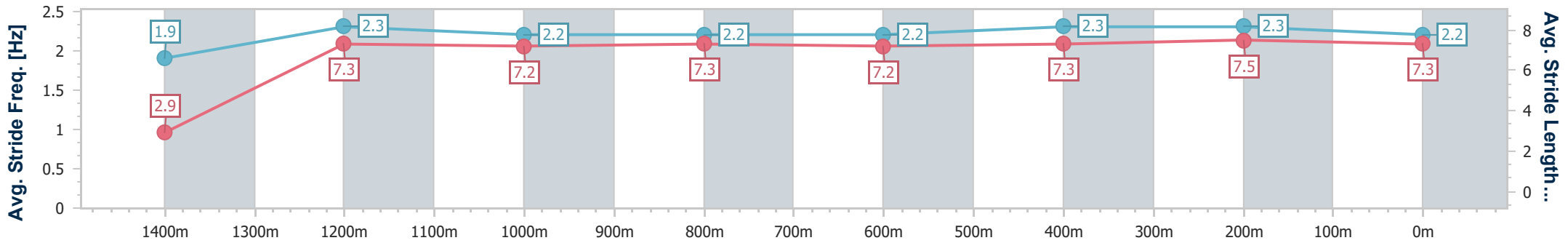
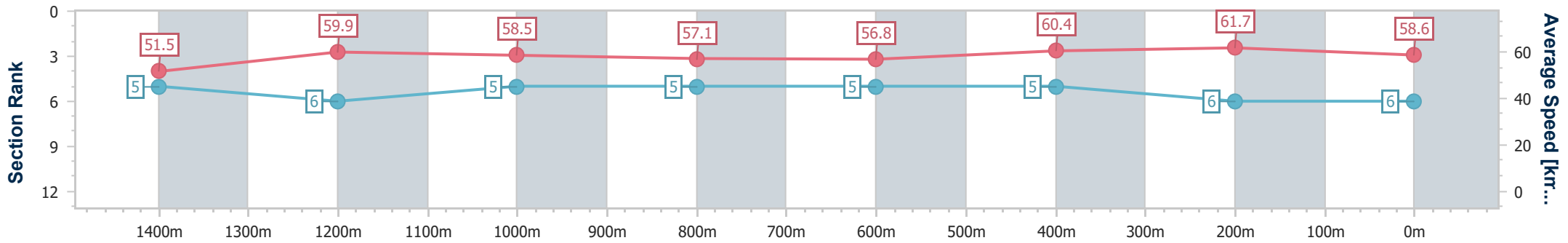
Race 1: COMMAND PROJECTS Maiden Handicap - 1600m



10 September 2023 - 13:04

Track Rating: Good 4, Weather: Fine, Rail Position: True

Section	Overall	1400m	1200m	1000m	800m	600m	400m	200m
Section Times	1:39.99 [6] (0:13.99)	1:26.00 [5] (0:12.06)	1:13.94 [6] (0:12.36)	1:01.58 [5] (0:12.69)	0:48.89 [5] (0:12.87)	0:36.02 [5] (0:12.07)	0:23.95 [5] (0:11.66)	0:12.29 [6] (0:12.29)
Average Speed [km/h]	51.5	59.9	58.5	57.1	56.8	60.4	61.7	58.6
Top Speed [km/h]	64.0	63.3	60.2	57.7	58.8	62.0	62.8	60.8
Avg. Dist. to Rail [m]	8.1	2.8	2.8	3.1	2.4	2.0	5.3	7.0
Avg. Stride Freq. [Hz]	1.9	2.3	2.2	2.2	2.2	2.3	2.3	2.2
Avg. Stride Length [m]	2.9	7.3	7.2	7.3	7.2	7.3	7.5	7.3



- [] Ranking at each section and finish
- .-.- No data available at this section
- NA No data available



Horse/Jockey Name	Another Dazzler
Final Rank	7
Fastest Section Time (Section)	0:11.50 (400m)
Top Speed [km/h] (Section)	64.2 (Overall)
Race State	Finished



Sunshine Coast QLD Professional

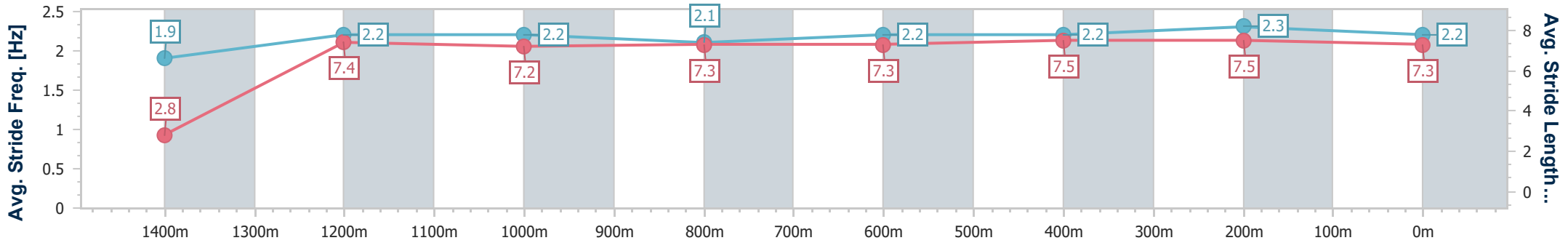
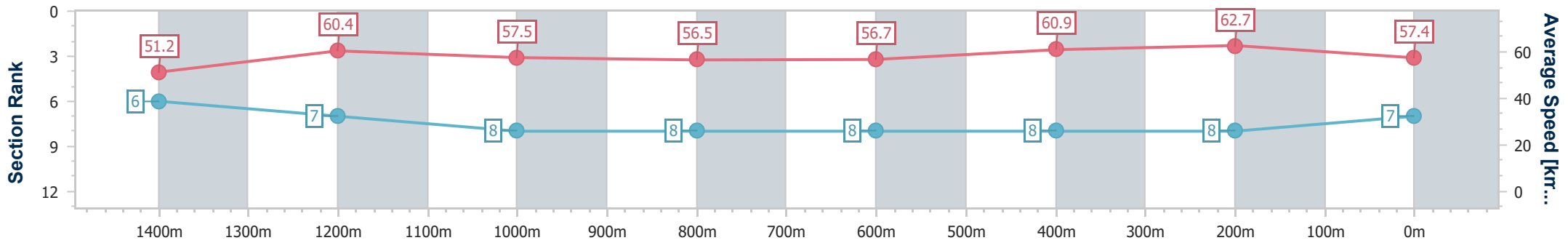
Race 1: COMMAND PROJECTS Maiden Handicap - 1600m



10 September 2023 - 13:04

Track Rating: Good 4, Weather: Fine, Rail Position: True

Section	Overall	1400m	1200m	1000m	800m	600m	400m	200m
Section Times	1:40.44 [7] (0:14.08)	1:26.36 [6] (0:12.02)	1:14.34 [7] (0:12.57)	1:01.77 [8] (0:12.87)	0:48.90 [8] (0:12.96)	0:35.94 [8] (0:11.88)	0:24.06 [8] (0:11.50)	0:12.56 [8] (0:12.56)
Average Speed [km/h]	51.2	60.4	57.5	56.5	56.7	60.9	62.7	57.4
Top Speed [km/h]	64.2	63.7	60.0	57.2	58.3	62.7	64.0	60.3
Avg. Dist. to Rail [m]	9.3	3.3	4.3	4.0	3.4	0.9	3.4	4.5
Avg. Stride Freq. [Hz]	1.9	2.2	2.2	2.1	2.2	2.2	2.3	2.2
Avg. Stride Length [m]	2.8	7.4	7.2	7.3	7.3	7.5	7.5	7.3



- [] Ranking at each section and finish
- .-.- No data available at this section
- NA No data available



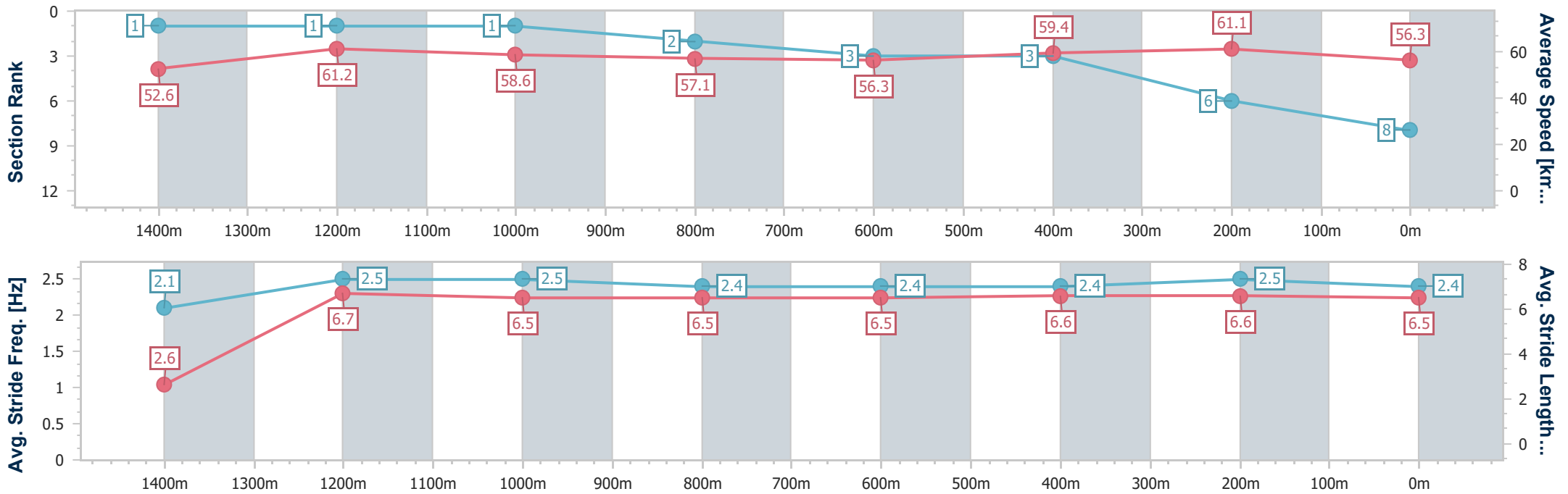
Horse/Jockey Name	Mont Royal
Final Rank	8
Fastest Section Time (Section)	0:11.77 (400m)
Top Speed [km/h] (Section)	64.5 (Overall)
Race State	Finished



Sunshine Coast QLD Professional
 Race 1: COMMAND PROJECTS Maiden Handicap - 1600m
 10 September 2023 - 13:04
 Track Rating: Good 4, Weather: Fine, Rail Position: True



Section	Overall	1400m	1200m	1000m	800m	600m	400m	200m
Section Times	1:40.51 [8] (0:13.71)	1:26.80 [1] (0:11.87)	1:14.93 [1] (0:12.34)	1:02.59 [1] (0:12.71)	0:49.88 [2] (0:13.11)	0:36.77 [3] (0:12.19)	0:24.58 [3] (0:11.77)	0:12.81 [6] (0:12.81)
Average Speed [km/h]	52.6	61.2	58.6	57.1	56.3	59.4	61.1	56.3
Top Speed [km/h]	64.5	64.4	60.5	58.2	59.3	60.4	62.6	59.3
Avg. Dist. to Rail [m]	9.6	3.6	4.6	3.6	4.3	1.0	1.6	4.5
Avg. Stride Freq. [Hz]	2.1	2.5	2.5	2.4	2.4	2.4	2.5	2.4
Avg. Stride Length [m]	2.6	6.7	6.5	6.5	6.5	6.6	6.6	6.5



- [] Ranking at each section and finish
- .-.- No data available at this section
- NA No data available



Horse/Jockey Name	Velociraptor
Final Rank	9
Fastest Section Time (Section)	0:11.93 (1400m)
Top Speed [km/h] (Section)	65.4 (Overall)
Race State	Finished



Sunshine Coast QLD Professional

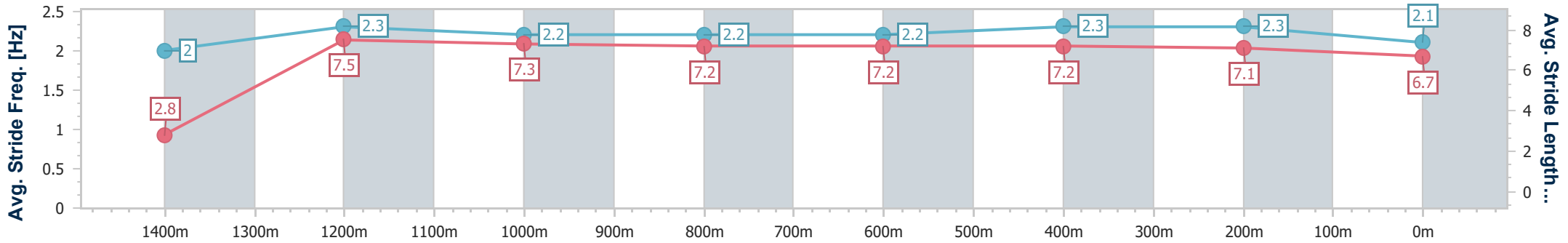
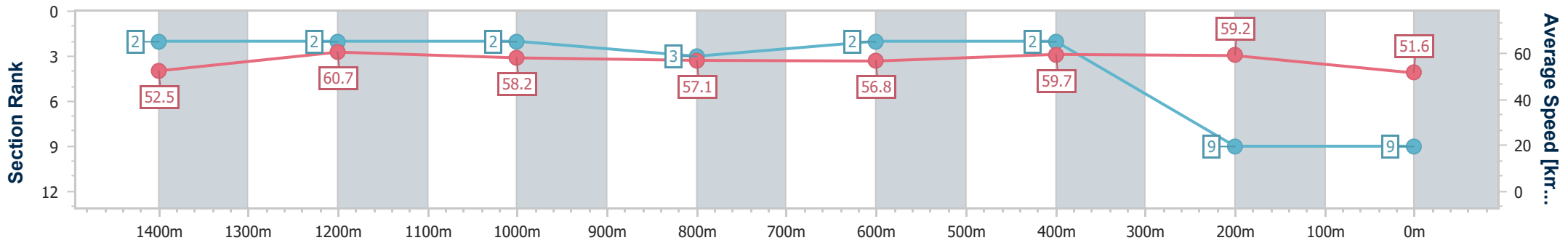
Race 1: COMMAND PROJECTS Maiden Handicap - 1600m



10 September 2023 - 13:04

Track Rating: Good 4, Weather: Fine, Rail Position: True

Section	Overall	1400m	1200m	1000m	800m	600m	400m	200m
Section Times	1:42.08 [9] (0:13.72)	1:28.36 [2] (0:11.93)	1:16.43 [2] (0:12.41)	1:04.02 [2] (0:12.72)	0:51.30 [3] (0:12.92)	0:38.38 [2] (0:12.23)	0:26.15 [2] (0:12.18)	0:13.97 [9] (0:13.97)
Average Speed [km/h]	52.5	60.7	58.2	57.1	56.8	59.7	59.2	51.6
Top Speed [km/h]	65.4	64.0	59.7	57.7	58.4	60.2	60.6	56.3
Avg. Dist. to Rail [m]	9.8	2.9	2.8	2.8	3.5	2.1	4.2	5.9
Avg. Stride Freq. [Hz]	2.0	2.3	2.2	2.2	2.2	2.3	2.3	2.1
Avg. Stride Length [m]	2.8	7.5	7.3	7.2	7.2	7.2	7.1	6.7



- [] Ranking at each section and finish
- .-.- No data available at this section
- NA No data available