

Track Rating: Good 4, Weather: Fine, Rail Position: +5m Entire

Section	Overall	1800m	1600m	1400m	1200m	1000m	800m	Last 600m						
Field Times	2:02.32 (0:09.99)	1:52.33 (0:12.05)	1:40.28 (0:11.98)	1:28.30 (0:12.69)	1:15.61 (0:12.44)	1:03.17 (0:12.89)	0:50.28 (0:12.85)	0:37.43						
Rank	TAB	Horse/Jockey	Barrier	Top Speed [km/h]	Fastest Section								Distance Travelled [m]	
1	9	CASSOWARY Karl Zechner	7	64.1 1600m	0:10.16 Overall	2:02.32 [1] (0:10.16)	1:52.16 [3] (0:12.47)	1:39.69 [4] (0:11.87)	1:27.82 [4] (0:12.52)	1:15.30 [4] (0:12.48)	1:02.82 [4] (0:12.80)	0:50.02 [4] (0:12.81)	0:37.21	
2	4	HECTOR SAGOA Dan McGillivray	1	61.7 1600m	0:09.99 Overall	2:02.56 [2] (0:09.99)	1:52.57 [1] (0:12.05)	1:40.52 [1] (0:11.98)	1:28.54 [1] (0:12.69)	1:15.85 [1] (0:12.44)	1:03.41 [1] (0:12.89)	0:50.52 [1] (0:12.85)	0:37.67	-16
3	7	LIZZIE'S PRIDE Alisha Donald	4	62.9 1600m	0:10.00 Overall	2:02.75 [3] (0:10.00)	1:52.75 [2] (0:12.45)	1:40.30 [2] (0:11.83)	1:28.47 [2] (0:12.61)	1:15.86 [2] (0:12.41)	1:03.45 [2] (0:12.83)	0:50.62 [2] (0:12.86)	0:37.76	-4
4	1	LUCASAYD Anthony Allen	5	63.0 1600m	0:10.55 Overall	2:02.79 [4] (0:10.55)	1:52.24 [6] (0:12.82)	1:39.42 [7] (0:11.88)	1:27.54 [7] (0:12.45)	1:15.09 [7] (0:12.58)	1:02.51 [7] (0:12.71)	0:49.80 [7] (0:12.79)	0:37.01	-7
5	2	MIKKI EIGHT Nozi Tomizawa	3	63.4 1600m	0:10.31 Overall	2:02.86 [5] (0:10.31)	1:52.55 [4] (0:12.24)	1:40.31 [3] (0:11.76)	1:28.55 [3] (0:12.65)	1:15.90 [3] (0:12.43)	1:03.47 [3] (0:12.85)	0:50.62 [3] (0:12.88)	0:37.74	-8
6	8	MT MORT SHARK Madeleine Wishart	2	63.8 1600m	0:10.78 Overall	2:03.07 [6] (0:10.78)	1:52.29 [7] (0:12.24)	1:40.05 [6] (0:11.83)	1:28.22 [6] (0:12.47)	1:15.75 [6] (0:12.52)	1:03.23 [5] (0:12.80)	0:50.43 [5] (0:12.81)	0:37.62	-17
7	5	CRISTALINO Wanderson D'Avila	8	63.4 1600m	0:10.50 Overall	2:03.64 [7] (0:10.50)	1:53.14 [5] (0:12.42)	1:40.72 [5] (0:11.87)	1:28.85 [5] (0:12.52)	1:16.33 [5] (0:12.58)	1:03.75 [6] (0:12.83)	0:50.92 [6] (0:12.79)	0:38.13	-6

Scratched: Heart Of Marble (#6), Ausbred Bluebird (#3)



# Toowoomba QLD Professional

## Race 8: TAB Racecallers Cup Class 2 Handicap - 1920m

09 September 2023 - 21:20



Track Rating: Good 4, Weather: Fine, Rail Position: +5m Entire

Section							600m	400m	200m			Last 600m
Field Times							0:37.43 (0:12.76)	0:24.67 (0:12.38)	0:12.29 (0:12.29)			0:37.43
Rank	TAB	Horse/Jockey	Barrier	Top Speed [km/h]	Fastest Section				Margin			Distance Travelled [m]
1	9	<b>CASSOWARY</b> Karl Zechner	7	64.1 1600m	0:10.16 Overall	0:37.21 [3] (0:12.61)	0:24.60 [3] (0:12.38)	0:12.22 [3] (0:12.22)	2:02.32			0:37.21
2	4	<b>HECTOR SAGO</b> Dan McGillivray	1	61.7 1600m	0:09.99 Overall	0:37.67 [1] (0:12.78)	0:24.89 [2] (0:12.36)	0:12.53 [1] (0:12.53)	1.3L			0:37.67 -16
3	7	<b>LIZZIE'S PRIDE</b> Alisha Donald	4	62.9 1600m	0:10.00 Overall	0:37.76 [2] (0:12.66)	0:25.10 [1] (0:12.42)	0:12.68 [2] (0:12.68)	2.3L			0:37.76 -4
4	1	<b>LUCASAYD</b> Anthony Allen	5	63.0 1600m	0:10.55 Overall	0:37.01 [7] (0:12.59)	0:24.42 [7] (0:12.17)	0:12.25 [6] (0:12.25)	2.5L			0:37.01 -7
5	2	<b>MIKKI EIGHT</b> Nozi Tomizawa	3	63.4 1600m	0:10.31 Overall	0:37.74 [4] (0:12.67)	0:25.07 [4] (0:12.48)	0:12.59 [4] (0:12.59)	2.8L			0:37.74 -8
6	8	<b>MT MORT SHARK</b> Madeleine Wishart	2	63.8 1600m	0:10.78 Overall	0:37.62 [5] (0:12.54)	0:25.08 [5] (0:12.44)	0:12.64 [5] (0:12.64)	4.1L			0:37.62 -17
7	5	<b>CRISTALINO</b> Wanderson D'Avila	8	63.4 1600m	0:10.50 Overall	0:38.13 [6] (0:12.64)	0:25.49 [6] (0:12.71)	0:12.78 [7] (0:12.78)	7.4L			0:38.13 -6

Scratched: Heart Of Marble (#6), Ausbred Bluebird (#3)



Horse/Jockey Name	Cassowary
Final Rank	1
Fastest Section Time (Section)	0:10.16 (Overall)
Top Speed [km/h] (Section)	64.1 (1600m)
Race State	Finished



Toowoomba QLD Professional

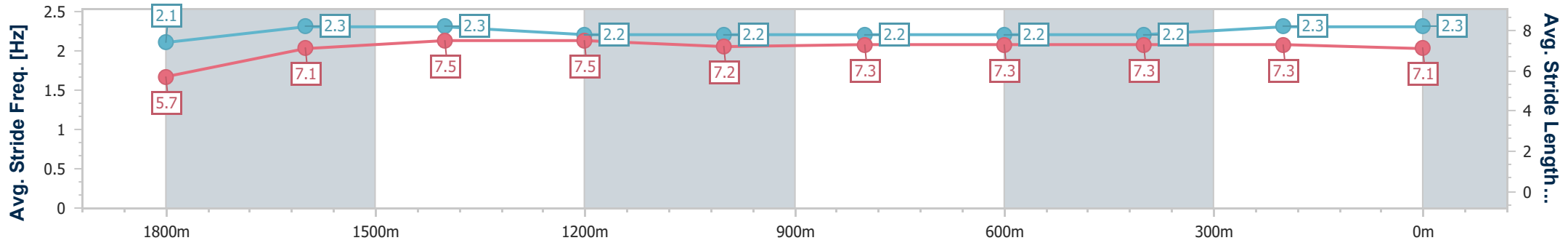
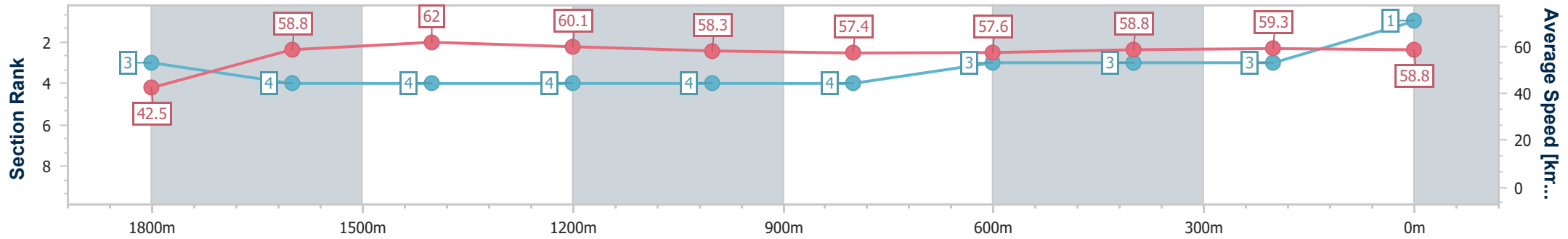
Race 8: TAB Racecallers Cup Class 2 Handicap - 1920m

09 September 2023 - 21:20

Track Rating: Good 4, Weather: Fine, Rail Position: +5m Entire



Section	Overall	1800m	1600m	1400m	1200m	1000m	800m	600m	400m	200m
Section Times	2:02.32 [1] (0:10.16)	1:52.16 [3] (0:12.47)	1:39.69 [4] (0:11.87)	1:27.82 [4] (0:12.52)	1:15.30 [4] (0:12.48)	1:02.82 [4] (0:12.80)	0:50.02 [4] (0:12.81)	0:37.21 [3] (0:12.61)	0:24.60 [3] (0:12.38)	0:12.22 [3] (0:12.22)
Average Speed [km/h]	42.5	58.8	62.0	60.1	58.3	57.4	57.6	58.8	59.3	58.8
Top Speed [km/h]	58.0	60.7	64.1	61.5	59.4	57.8	59.3	59.9	60.5	60.0
Avg. Dist. to Rail [m]	7.4	3.7	6.4	8.0	8.2	6.8	6.4	6.0	5.2	5.0
Avg. Stride Freq. [Hz]	2.1	2.3	2.3	2.2	2.2	2.2	2.2	2.2	2.3	2.3
Avg. Stride Length [m]	5.7	7.1	7.5	7.5	7.2	7.3	7.3	7.3	7.3	7.1



- [ ] Ranking at each section and finish
- .-.- No data available at this section
- NA No data available



Horse/Jockey Name	Hector Sagoa
Final Rank	2
Fastest Section Time (Section)	0:09.99 (Overall)
Top Speed [km/h] (Section)	61.7 (1600m)
Race State	Finished



Toowoomba QLD Professional

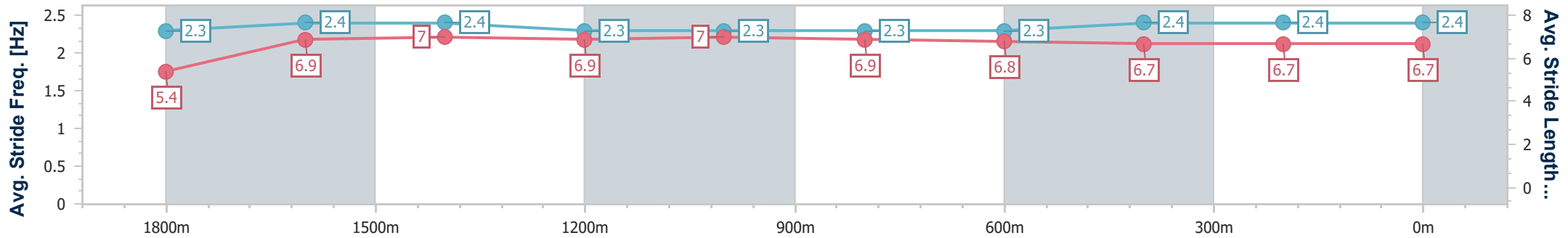
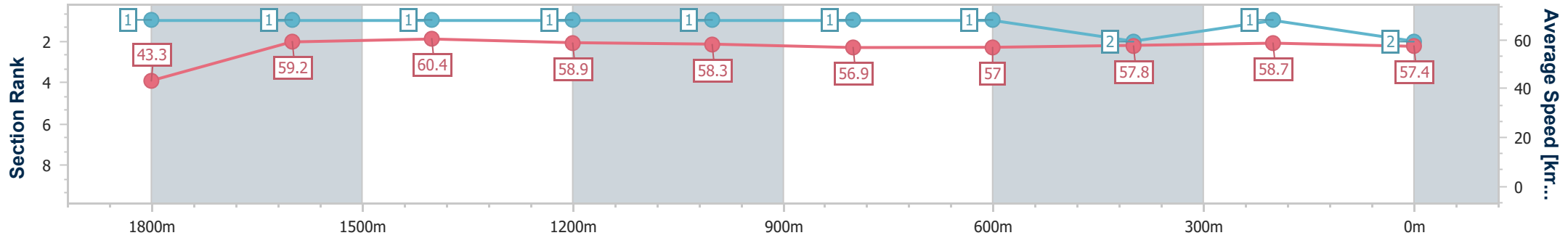
Race 8: TAB Racecallers Cup Class 2 Handicap - 1920m

09 September 2023 - 21:20

Track Rating: Good 4, Weather: Fine, Rail Position: +5m Entire



Section	Overall	1800m	1600m	1400m	1200m	1000m	800m	600m	400m	200m
Section Times	2:02.56 [2] (0:09.99)	1:52.57 [1] (0:12.05)	1:40.52 [1] (0:11.98)	1:28.54 [1] (0:12.69)	1:15.85 [1] (0:12.44)	1:03.41 [1] (0:12.89)	0:50.52 [1] (0:12.85)	0:37.67 [1] (0:12.78)	0:24.89 [2] (0:12.36)	0:12.53 [1] (0:12.53)
Average Speed [km/h]	43.3	59.2	60.4	58.9	58.3	56.9	57.0	57.8	58.7	57.4
Top Speed [km/h]	58.6	60.5	61.7	61.2	59.0	58.1	59.2	59.1	60.7	59.1
Avg. Dist. to Rail [m]	1.4	2.0	2.6	6.5	6.4	5.8	4.6	4.8	2.5	3.5
Avg. Stride Freq. [Hz]	2.3	2.4	2.4	2.3	2.3	2.3	2.3	2.4	2.4	2.4
Avg. Stride Length [m]	5.4	6.9	7.0	6.9	7.0	6.9	6.8	6.7	6.7	6.7



- [ ] Ranking at each section and finish
- .-.- No data available at this section
- NA No data available



Horse/Jockey Name	Lizzie's Pride
Final Rank	3
Fastest Section Time (Section)	0:10.00 (Overall)
Top Speed [km/h] (Section)	62.9 (1600m)
Race State	Finished



Toowoomba QLD Professional

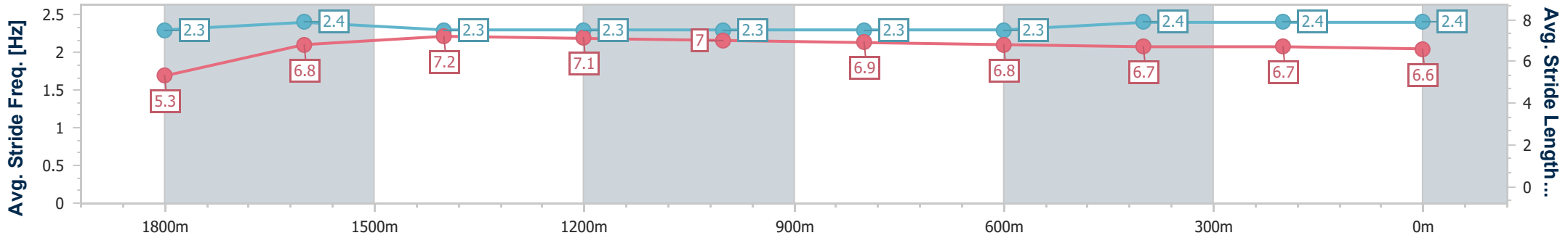
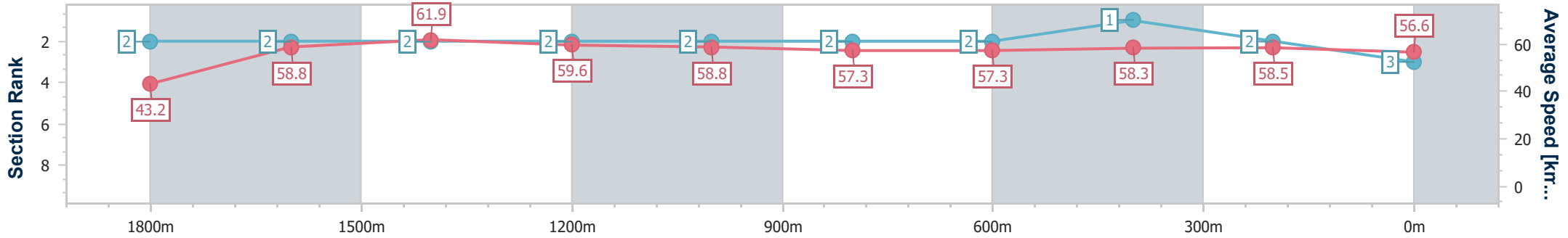
Race 8: TAB Racecallers Cup Class 2 Handicap - 1920m

09 September 2023 - 21:20

Track Rating: Good 4, Weather: Fine, Rail Position: +5m Entire



Section	Overall	1800m	1600m	1400m	1200m	1000m	800m	600m	400m	200m
Section Times	2:02.75 [3] (0:10.00)	1:52.75 [2] (0:12.45)	1:40.30 [2] (0:11.83)	1:28.47 [2] (0:12.61)	1:15.86 [2] (0:12.41)	1:03.45 [2] (0:12.83)	0:50.62 [2] (0:12.86)	0:37.76 [2] (0:12.66)	0:25.10 [1] (0:12.42)	0:12.68 [2] (0:12.68)
Average Speed [km/h]	43.2	58.8	61.9	59.6	58.8	57.3	57.3	58.3	58.5	56.6
Top Speed [km/h]	58.7	60.2	62.9	62.5	59.8	58.1	59.7	60.2	60.2	58.8
Avg. Dist. to Rail [m]	6.7	3.4	5.2	8.2	8.6	7.1	5.7	4.9	2.3	2.8
Avg. Stride Freq. [Hz]	2.3	2.4	2.3	2.3	2.3	2.3	2.3	2.4	2.4	2.4
Avg. Stride Length [m]	5.3	6.8	7.2	7.1	7.0	6.9	6.8	6.7	6.7	6.6



- [ ] Ranking at each section and finish
- .-.- No data available at this section
- NA No data available



Horse/Jockey Name	Lucasayd
Final Rank	4
Fastest Section Time (Section)	0:10.55 (Overall)
Top Speed [km/h] (Section)	63.0 (1600m)
Race State	Finished



Toowoomba QLD Professional

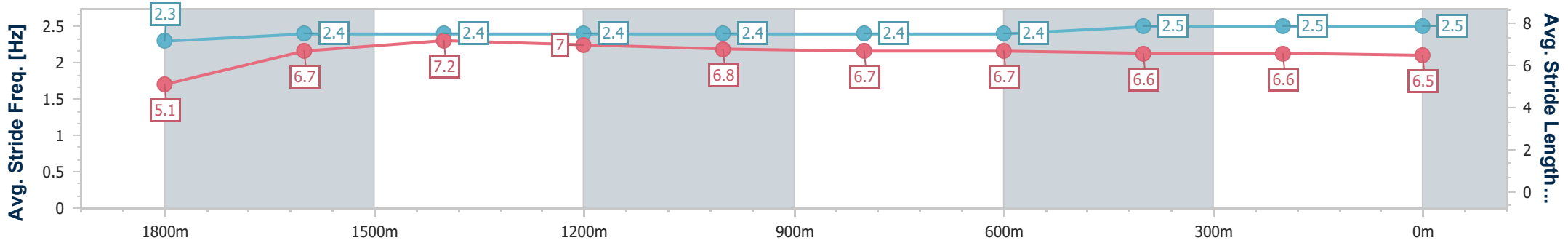
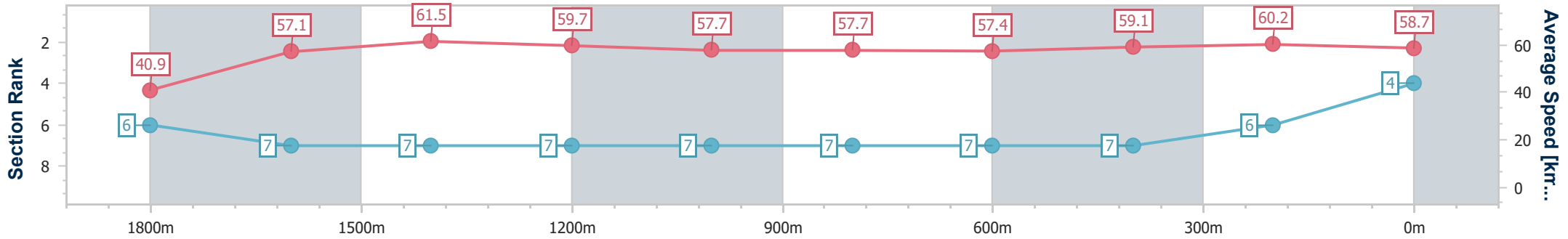
Race 8: TAB Racecallers Cup Class 2 Handicap - 1920m

09 September 2023 - 21:20

Track Rating: Good 4, Weather: Fine, Rail Position: +5m Entire



Section	Overall	1800m	1600m	1400m	1200m	1000m	800m	600m	400m	200m
Section Times	2:02.79 [4] (0:10.55)	1:52.24 [6] (0:12.82)	1:39.42 [7] (0:11.88)	1:27.54 [7] (0:12.45)	1:15.09 [7] (0:12.58)	1:02.51 [7] (0:12.71)	0:49.80 [7] (0:12.79)	0:37.01 [7] (0:12.59)	0:24.42 [7] (0:12.17)	0:12.25 [6] (0:12.25)
Average Speed [km/h]	40.9	57.1	61.5	59.7	57.7	57.7	57.4	59.1	60.2	58.7
Top Speed [km/h]	56.5	59.8	63.0	62.9	59.0	59.5	59.8	60.3	61.5	59.6
Avg. Dist. to Rail [m]	4.4	3.1	4.3	5.8	6.1	5.4	5.7	6.0	5.4	6.8
Avg. Stride Freq. [Hz]	2.3	2.4	2.4	2.4	2.4	2.4	2.4	2.5	2.5	2.5
Avg. Stride Length [m]	5.1	6.7	7.2	7.0	6.8	6.7	6.7	6.6	6.6	6.5



- [ ] Ranking at each section and finish
- .-.- No data available at this section
- NA No data available



Horse/Jockey Name	Mikki Eight
Final Rank	5
Fastest Section Time (Section)	0:10.31 (Overall)
Top Speed [km/h] (Section)	63.4 (1600m)
Race State	Finished



Toowoomba QLD Professional

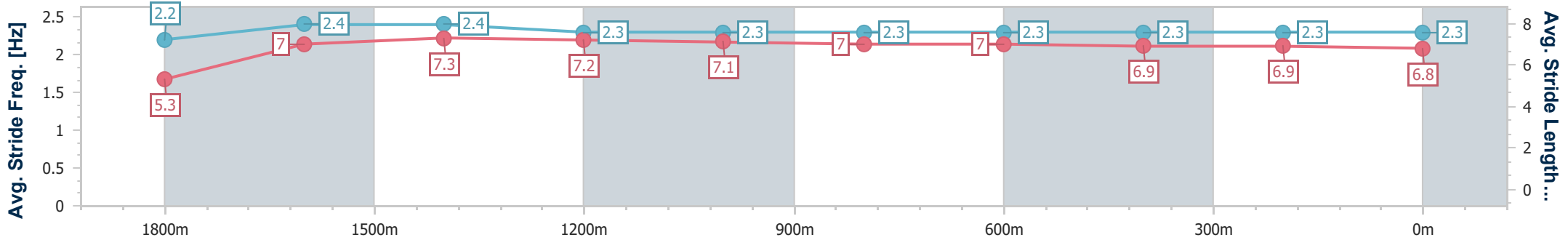
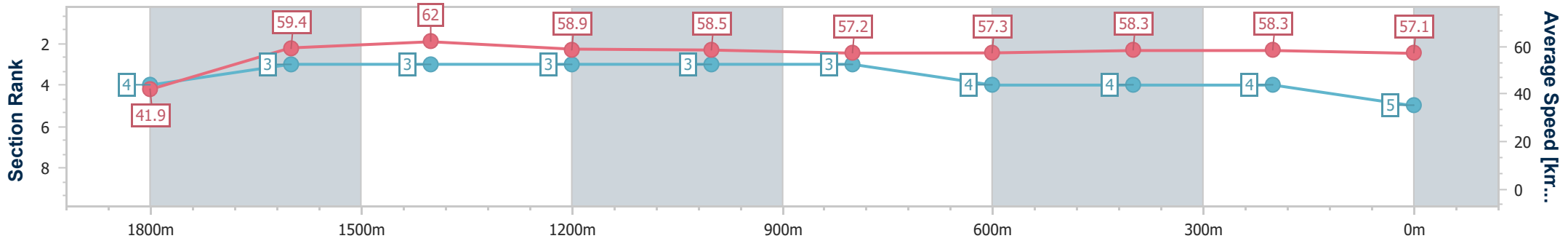
Race 8: TAB Racecallers Cup Class 2 Handicap - 1920m

09 September 2023 - 21:20

Track Rating: Good 4, Weather: Fine, Rail Position: +5m Entire



Section	Overall	1800m	1600m	1400m	1200m	1000m	800m	600m	400m	200m
Section Times	2:02.86 [5] (0:10.31)	1:52.55 [4] (0:12.24)	1:40.31 [3] (0:11.76)	1:28.55 [3] (0:12.65)	1:15.90 [3] (0:12.43)	1:03.47 [3] (0:12.85)	0:50.62 [3] (0:12.88)	0:37.74 [4] (0:12.67)	0:25.07 [4] (0:12.48)	0:12.59 [4] (0:12.59)
Average Speed [km/h]	41.9	59.4	62.0	58.9	58.5	57.2	57.3	58.3	58.3	57.1
Top Speed [km/h]	59.0	61.0	63.4	61.7	59.0	57.9	59.1	58.8	58.9	58.7
Avg. Dist. to Rail [m]	4.6	1.9	4.1	6.5	7.2	6.3	6.4	4.9	3.2	3.0
Avg. Stride Freq. [Hz]	2.2	2.4	2.4	2.3	2.3	2.3	2.3	2.3	2.3	2.3
Avg. Stride Length [m]	5.3	7.0	7.3	7.2	7.1	7.0	7.0	6.9	6.9	6.8



- [ ] Ranking at each section and finish
- .-.- No data available at this section
- NA No data available



Horse/Jockey Name	Mt Mort Shark
Final Rank	6
Fastest Section Time (Section)	0:10.78 (Overall)
Top Speed [km/h] (Section)	63.8 (1600m)
Race State	Finished



Toowoomba QLD Professional

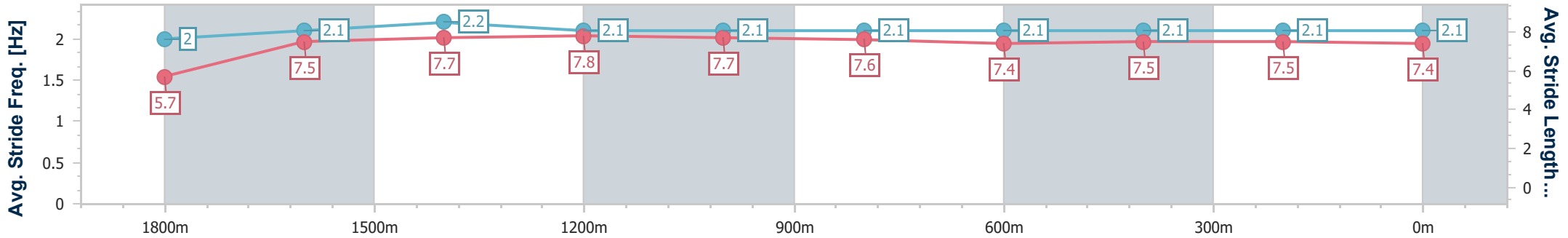
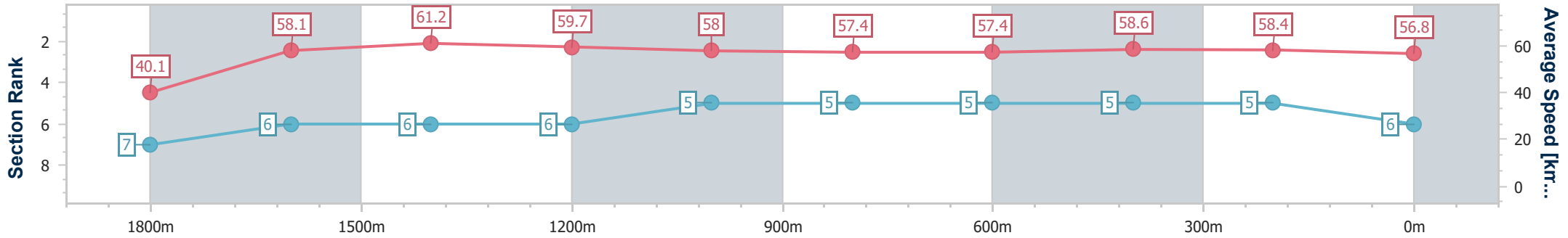
Race 8: TAB Racecallers Cup Class 2 Handicap - 1920m

09 September 2023 - 21:20

Track Rating: Good 4, Weather: Fine, Rail Position: +5m Entire



Section	Overall	1800m	1600m	1400m	1200m	1000m	800m	600m	400m	200m
Section Times	2:03.07 [6] (0:10.78)	1:52.29 [7] (0:12.24)	1:40.05 [6] (0:11.83)	1:28.22 [6] (0:12.47)	1:15.75 [6] (0:12.52)	1:03.23 [5] (0:12.80)	0:50.43 [5] (0:12.81)	0:37.62 [5] (0:12.54)	0:25.08 [5] (0:12.44)	0:12.64 [5] (0:12.64)
Average Speed [km/h]	40.1	58.1	61.2	59.7	58.0	57.4	57.4	58.6	58.4	56.8
Top Speed [km/h]	57.0	59.6	63.8	63.0	58.3	58.1	59.1	59.9	58.8	58.3
Avg. Dist. to Rail [m]	1.8	2.4	2.9	6.2	6.6	6.2	5.6	4.2	3.0	4.2
Avg. Stride Freq. [Hz]	2.0	2.1	2.2	2.1	2.1	2.1	2.1	2.1	2.1	2.1
Avg. Stride Length [m]	5.7	7.5	7.7	7.8	7.7	7.6	7.4	7.5	7.5	7.4



- [ ] Ranking at each section and finish
- .-.- No data available at this section
- NA No data available





Horse/Jockey Name	Cristalino
Final Rank	7
Fastest Section Time (Section)	0:10.50 (Overall)
Top Speed [km/h] (Section)	63.4 (1600m)
Race State	Finished



Toowoomba QLD Professional

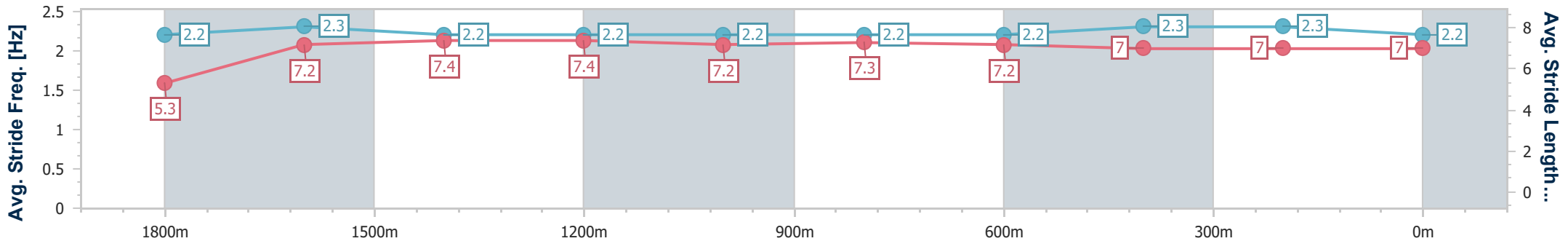
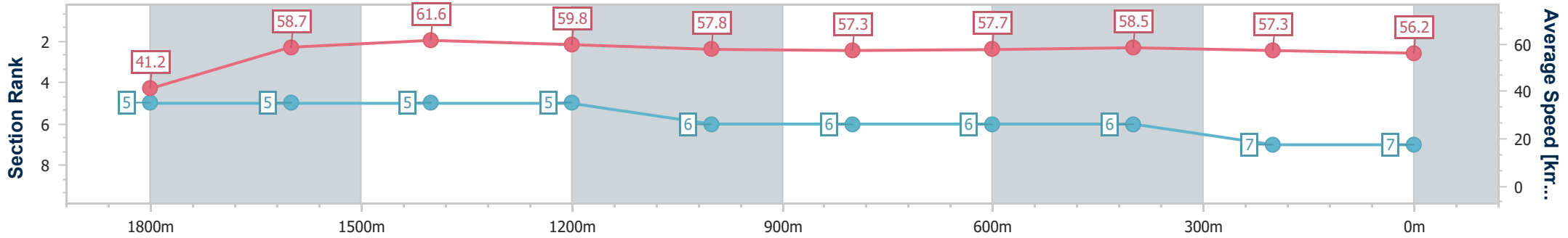
Race 8: TAB Racecallers Cup Class 2 Handicap - 1920m

09 September 2023 - 21:20

Track Rating: Good 4, Weather: Fine, Rail Position: +5m Entire



Section	Overall	1800m	1600m	1400m	1200m	1000m	800m	600m	400m	200m
Section Times	2:03.64 [7] (0:10.50)	1:53.14 [5] (0:12.42)	1:40.72 [5] (0:11.87)	1:28.85 [5] (0:12.52)	1:16.33 [5] (0:12.58)	1:03.75 [6] (0:12.83)	0:50.92 [6] (0:12.79)	0:38.13 [6] (0:12.64)	0:25.49 [6] (0:12.71)	0:12.78 [7] (0:12.78)
Average Speed [km/h]	41.2	58.7	61.6	59.8	57.8	57.3	57.7	58.5	57.3	56.2
Top Speed [km/h]	58.1	61.4	63.4	62.6	59.0	58.3	60.3	59.6	57.7	57.6
Avg. Dist. to Rail [m]	8.1	2.9	4.6	7.5	7.6	6.5	6.4	5.1	2.8	2.2
Avg. Stride Freq. [Hz]	2.2	2.3	2.2	2.2	2.2	2.2	2.2	2.3	2.3	2.2
Avg. Stride Length [m]	5.3	7.2	7.4	7.4	7.2	7.3	7.2	7.0	7.0	7.0



- [ ] Ranking at each section and finish
- .-.- No data available at this section
- NA No data available