

Track Rating: Good 4, Weather: Fine, Rail Position: +5m Entire

Section											Last 600m		
Field Times											0:36.16		
	Overall	800m	600m	400m	200m								
	1:00.86 (0:13.43)	0:47.43 (0:11.27)	0:36.16 (0:11.87)	0:24.29 (0:12.10)	0:12.19 (0:12.19)								
Rank	TAB	Horse/Jockey	Barrier	Top Speed [km/h]	Fastest Section						Margin	Distance Travelled [m]	
1	8	BUTT HEADS Nozi Tomizawa	5	67.5 800m	0:11.42 800m	1:00.86 [1] (0:13.92)	0:46.94 [7] (0:11.42)	0:35.52 [7] (0:12.04)	0:23.48 [7] (0:11.60)	0:11.88 [3] (0:11.88)	1:00.86	0:35.52	
2	6	SILVANNA'S SONG Les Tilley	7	68.4 Overall	0:11.27 800m	1:01.16 [2] (0:13.43)	0:47.73 [1] (0:11.27)	0:36.46 [1] (0:11.87)	0:24.59 [1] (0:12.10)	0:12.49 [1] (0:12.49)	1.5L	0:36.46	-6
3	9	ASSYMETRY Madeleine Wishart	2	67.3 800m	0:11.35 800m	1:01.23 [3] (0:13.48)	0:47.75 [3] (0:11.35)	0:36.40 [2] (0:11.98)	0:24.42 [2] (0:12.10)	0:12.32 [2] (0:12.32)	1.8L	0:36.40	+1
4	4	JANEAN Matthew McGillivray	10	66.4 800m	0:11.33 800m	1:01.24 [4] (0:13.79)	0:47.45 [5] (0:11.33)	0:36.12 [4] (0:11.84)	0:24.28 [3] (0:12.05)	0:12.23 [5] (0:12.23)	1.9L	0:36.12	+3
5	12	LOADED GUN Justin Stanley	1	66.0 Overall	0:11.52 800m	1:01.39 [5] (0:13.46)	0:47.93 [2] (0:11.52)	0:36.41 [3] (0:11.98)	0:24.43 [4] (0:12.04)	0:12.39 [4] (0:12.39)	2.7L	0:36.41	-4
6	5	LICENCED AND READY Alisha Donald	3	66.0 800m	0:11.32 800m	1:01.43 [6] (0:13.92)	0:47.51 [6] (0:11.32)	0:36.19 [5] (0:12.05)	0:24.14 [6] (0:11.92)	0:12.22 [6] (0:12.22)	2.9L	0:36.19	-10
7	3	ZESTY BOY Karl Zechner	9	65.2 800m	0:11.41 800m	1:01.63 [7] (0:14.21)	0:47.42 [9] (0:11.41)	0:36.01 [9] (0:12.02)	0:23.99 [8] (0:11.82)	0:12.17 [8] (0:12.17)	3.9L	0:36.01	-4
8	7	ZENA ROSE Kenji Yoshida	6	65.6 800m	0:11.49 800m	1:01.65 [8] (0:13.78)	0:47.87 [4] (0:11.49)	0:36.38 [6] (0:12.01)	0:24.37 [5] (0:12.04)	0:12.33 [7] (0:12.33)	4L	0:36.38	-2
9	1	GRAND DEPOSITION Chris Taylor	8	65.0 Overall	0:11.55 800m	1:03.62 [9] (0:14.02)	0:49.60 [8] (0:11.55)	0:38.05 [8] (0:12.09)	0:25.96 [9] (0:12.38)	0:13.58 [9] (0:13.58)	15.5L	0:38.05	+0

Scratched: November Rhythm (#2), Geraldine's Wish (#10), Severine (#11)



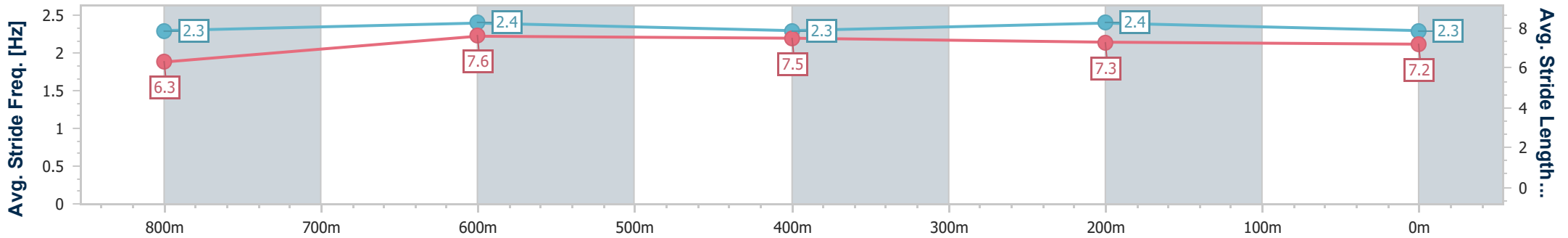
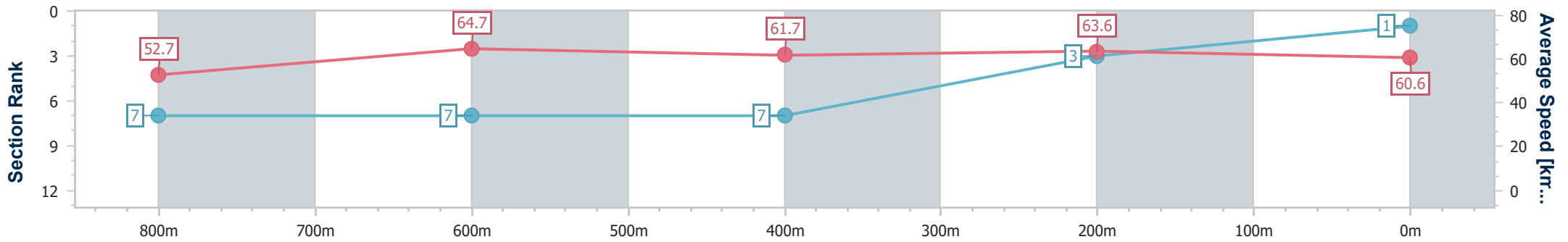
Horse/Jockey Name	Butt Heads
Final Rank	1
Fastest Section Time (Section)	0:11.42 (800m)
Top Speed [km/h] (Section)	67.5 (800m)
Race State	Finished



Toowoomba QLD Professional
Race 6: Subzero Airconditioning Maiden Plate - 1000m
09 September 2023 - 20:10
Track Rating: Good 4, Weather: Fine, Rail Position: +5m Entire



Section	Overall	800m	600m	400m	200m
Section Times	1:00.86 [1] (0:13.92)	0:46.94 [7] (0:11.42)	0:35.52 [7] (0:12.04)	0:23.48 [7] (0:11.60)	0:11.88 [3] (0:11.88)
Average Speed [km/h]	52.7	64.7	61.7	63.6	60.6
Top Speed [km/h]	64.4	67.5	63.2	65.6	63.0
Avg. Dist. to Rail [m]	8.7	6.6	6.5	7.1	7.1
Avg. Stride Freq. [Hz]	2.3	2.4	2.3	2.4	2.3
Avg. Stride Length [m]	6.3	7.6	7.5	7.3	7.2



- [] Ranking at each section and finish
- .-.- No data available at this section
- NA No data available



Horse/Jockey Name	Silvanna's Song
Final Rank	2
Fastest Section Time (Section)	0:11.27 (800m)
Top Speed [km/h] (Section)	68.4 (Overall)
Race State	Finished



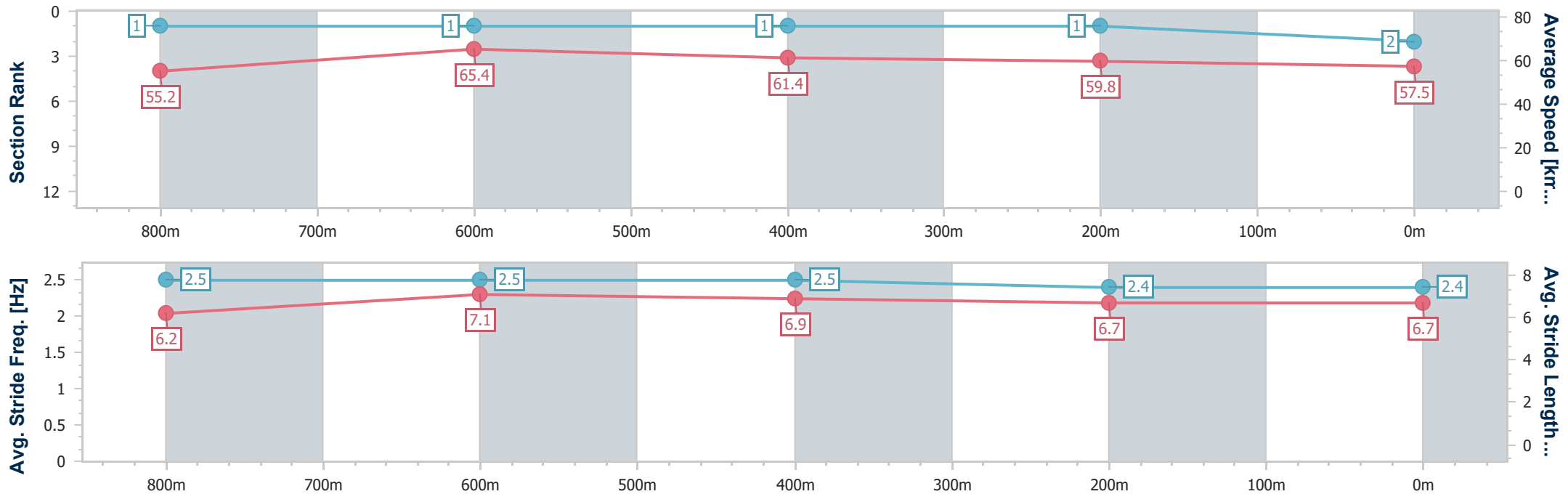
Toowoomba QLD Professional
Race 6: Subzero Airconditioning Maiden Plate - 1000m



09 September 2023 - 20:10

Track Rating: Good 4, Weather: Fine, Rail Position: +5m Entire

Section	Overall	800m	600m	400m	200m
Section Times	1:01.16 [2] (0:13.43)	0:47.73 [1] (0:11.27)	0:36.46 [1] (0:11.87)	0:24.59 [1] (0:12.10)	0:12.49 [1] (0:12.49)
Average Speed [km/h]	55.2	65.4	61.4	59.8	57.5
Top Speed [km/h]	68.4	67.9	63.3	61.4	59.6
Avg. Dist. to Rail [m]	13.0	5.5	2.6	1.5	2.0
Avg. Stride Freq. [Hz]	2.5	2.5	2.5	2.4	2.4
Avg. Stride Length [m]	6.2	7.1	6.9	6.7	6.7



- [] Ranking at each section and finish
- .-.- No data available at this section
- NA No data available



Horse/Jockey Name	Assymetry
Final Rank	3
Fastest Section Time (Section)	0:11.35 (800m)
Top Speed [km/h] (Section)	67.3 (800m)
Race State	Finished



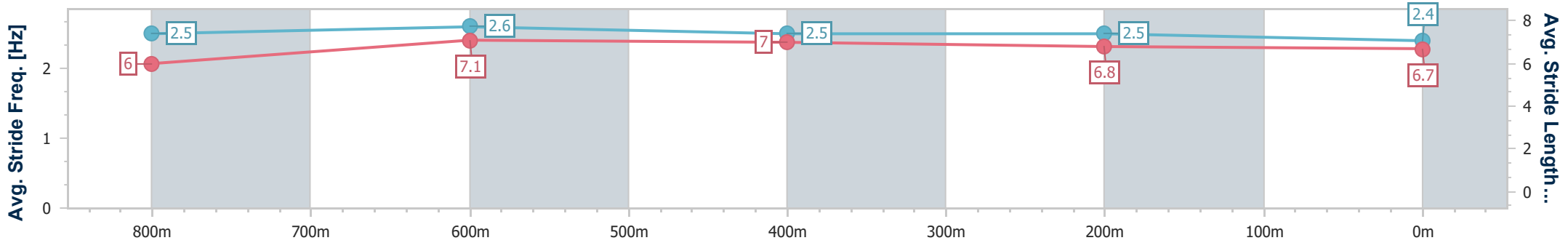
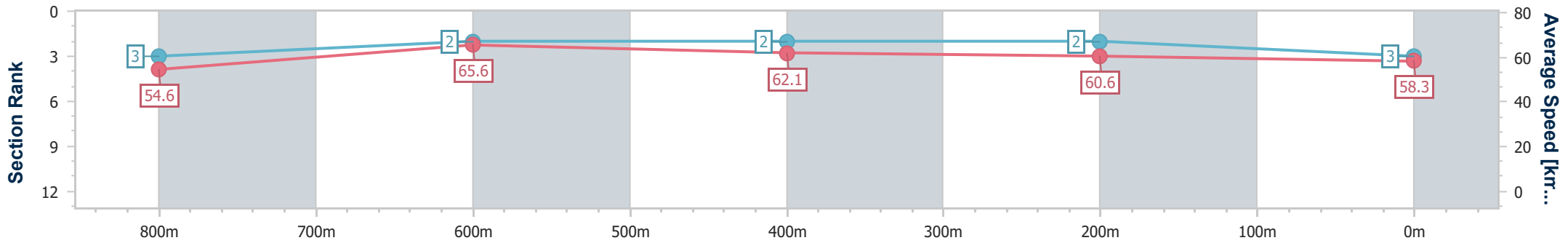
Toowoomba QLD Professional
Race 6: Subzero Airconditioning Maiden Plate - 1000m



09 September 2023 - 20:10

Track Rating: Good 4, Weather: Fine, Rail Position: +5m Entire

Section	Overall	800m	600m	400m	200m
Section Times	1:01.23 [3] (0:13.48)	0:47.75 [3] (0:11.35)	0:36.40 [2] (0:11.98)	0:24.42 [2] (0:12.10)	0:12.32 [2] (0:12.32)
Average Speed [km/h]	54.6	65.6	62.1	60.6	58.3
Top Speed [km/h]	66.2	67.3	64.7	61.2	60.1
Avg. Dist. to Rail [m]	9.2	8.6	6.8	4.7	5.5
Avg. Stride Freq. [Hz]	2.5	2.6	2.5	2.5	2.4
Avg. Stride Length [m]	6.0	7.1	7.0	6.8	6.7



- [] Ranking at each section and finish
- .-.- No data available at this section
- NA No data available



Horse/Jockey Name	Janean
Final Rank	4
Fastest Section Time (Section)	0:11.33 (800m)
Top Speed [km/h] (Section)	66.4 (800m)
Race State	Finished



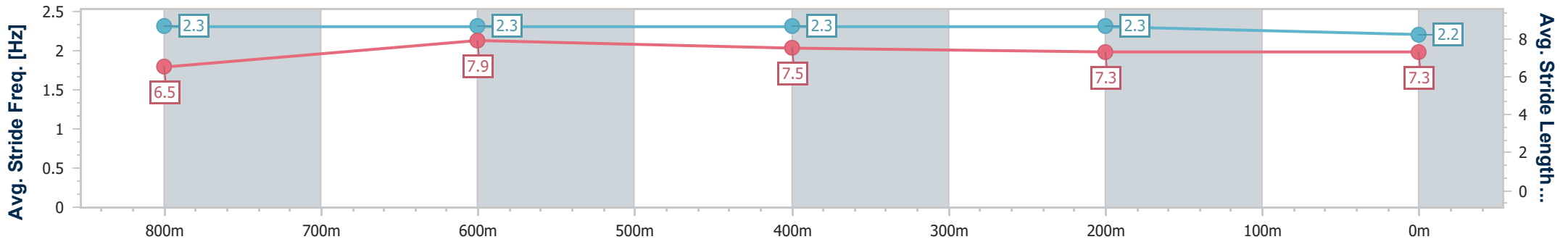
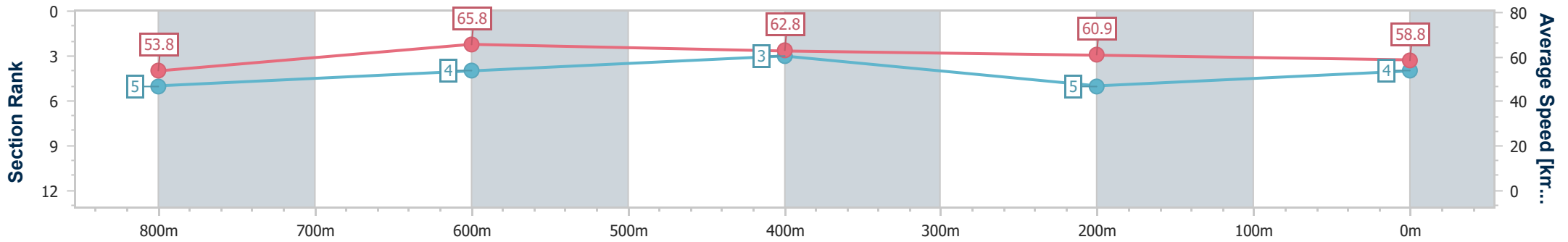
Toowoomba QLD Professional
Race 6: Subzero Airconditioning Maiden Plate - 1000m



09 September 2023 - 20:10

Track Rating: Good 4, Weather: Fine, Rail Position: +5m Entire

Section	Overall	800m	600m	400m	200m
Section Times	1:01.24 [4] (0:13.79)	0:47.45 [5] (0:11.33)	0:36.12 [4] (0:11.84)	0:24.28 [3] (0:12.05)	0:12.23 [5] (0:12.23)
Average Speed [km/h]	53.8	65.8	62.8	60.9	58.8
Top Speed [km/h]	65.2	66.4	65.6	61.8	60.7
Avg. Dist. to Rail [m]	13.8	9.3	6.7	5.1	5.6
Avg. Stride Freq. [Hz]	2.3	2.3	2.3	2.3	2.2
Avg. Stride Length [m]	6.5	7.9	7.5	7.3	7.3



- [] Ranking at each section and finish
- .-.- No data available at this section
- NA No data available



Horse/Jockey Name	Loaded Gun
Final Rank	5
Fastest Section Time (Section)	0:11.52 (800m)
Top Speed [km/h] (Section)	66.0 (Overall)
Race State	Finished



Toowoomba QLD Professional

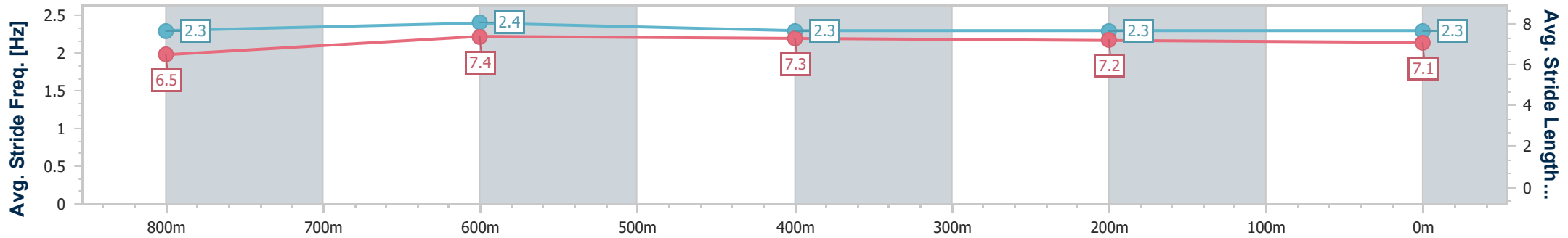
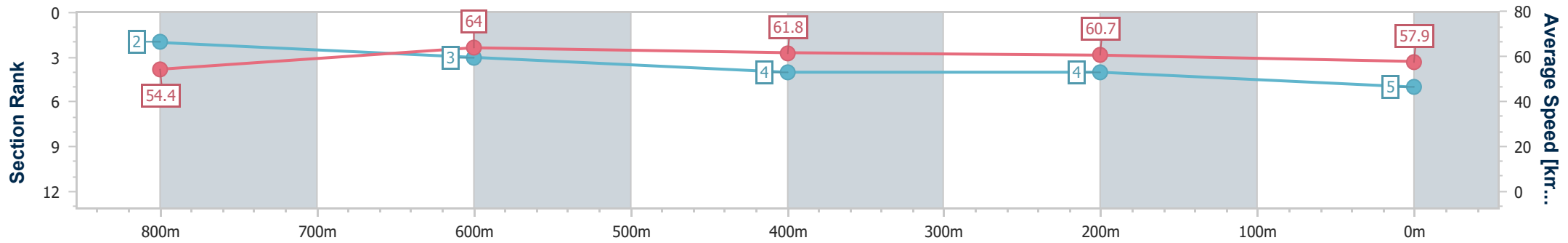
Race 6: Subzero Airconditioning Maiden Plate - 1000m

09 September 2023 - 20:10



Track Rating: Good 4, Weather: Fine, Rail Position: +5m Entire

Section	Overall	800m	600m	400m	200m
Section Times	1:01.39 [5] (0:13.46)	0:47.93 [2] (0:11.52)	0:36.41 [3] (0:11.98)	0:24.43 [4] (0:12.04)	0:12.39 [4] (0:12.39)
Average Speed [km/h]	54.4	64.0	61.8	60.7	57.9
Top Speed [km/h]	66.0	65.9	63.5	61.7	60.0
Avg. Dist. to Rail [m]	7.2	6.5	5.5	4.2	3.8
Avg. Stride Freq. [Hz]	2.3	2.4	2.3	2.3	2.3
Avg. Stride Length [m]	6.5	7.4	7.3	7.2	7.1



- [] Ranking at each section and finish
- .-.- No data available at this section
- NA No data available



Horse/Jockey Name	Licenced And Ready
Final Rank	6
Fastest Section Time (Section)	0:11.32 (800m)
Top Speed [km/h] (Section)	66.0 (800m)
Race State	Finished



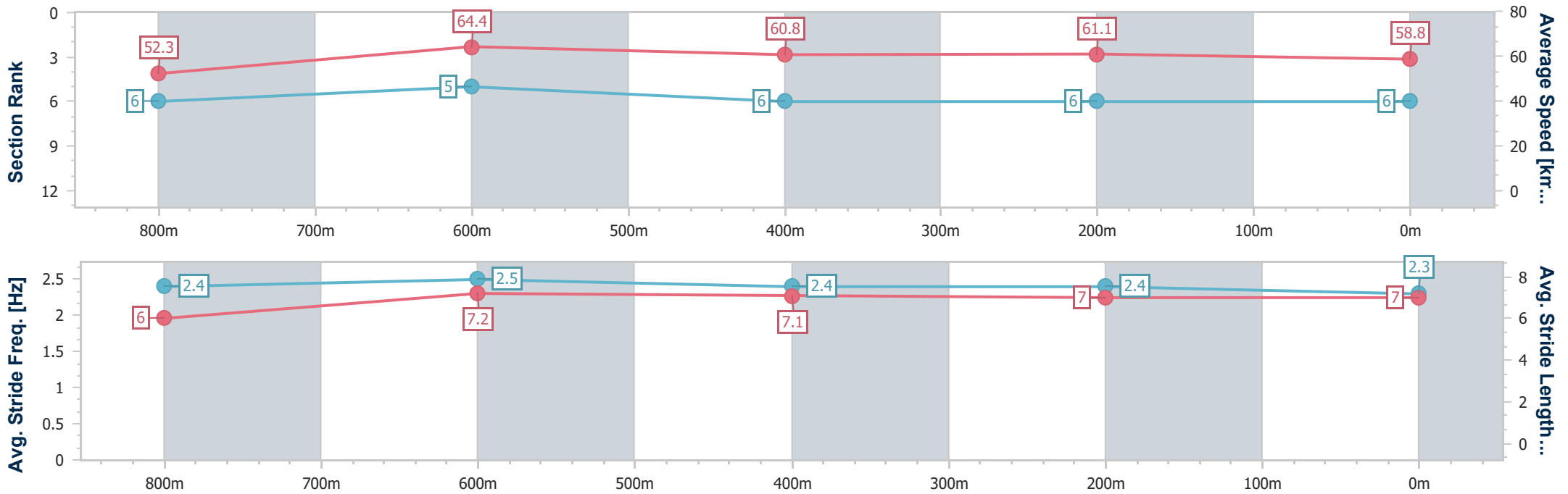
Toowoomba QLD Professional
Race 6: Subzero Airconditioning Maiden Plate - 1000m



09 September 2023 - 20:10

Track Rating: Good 4, Weather: Fine, Rail Position: +5m Entire

Section	Overall	800m	600m	400m	200m
Section Times	1:01.43 [6] (0:13.92)	0:47.51 [6] (0:11.32)	0:36.19 [5] (0:12.05)	0:24.14 [6] (0:11.92)	0:12.22 [6] (0:12.22)
Average Speed [km/h]	52.3	64.4	60.8	61.1	58.8
Top Speed [km/h]	64.9	66.0	61.8	62.4	59.9
Avg. Dist. to Rail [m]	5.2	3.5	3.1	3.1	4.6
Avg. Stride Freq. [Hz]	2.4	2.5	2.4	2.4	2.3
Avg. Stride Length [m]	6.0	7.2	7.1	7.0	7.0



- [] Ranking at each section and finish
- .-.- No data available at this section
- NA No data available



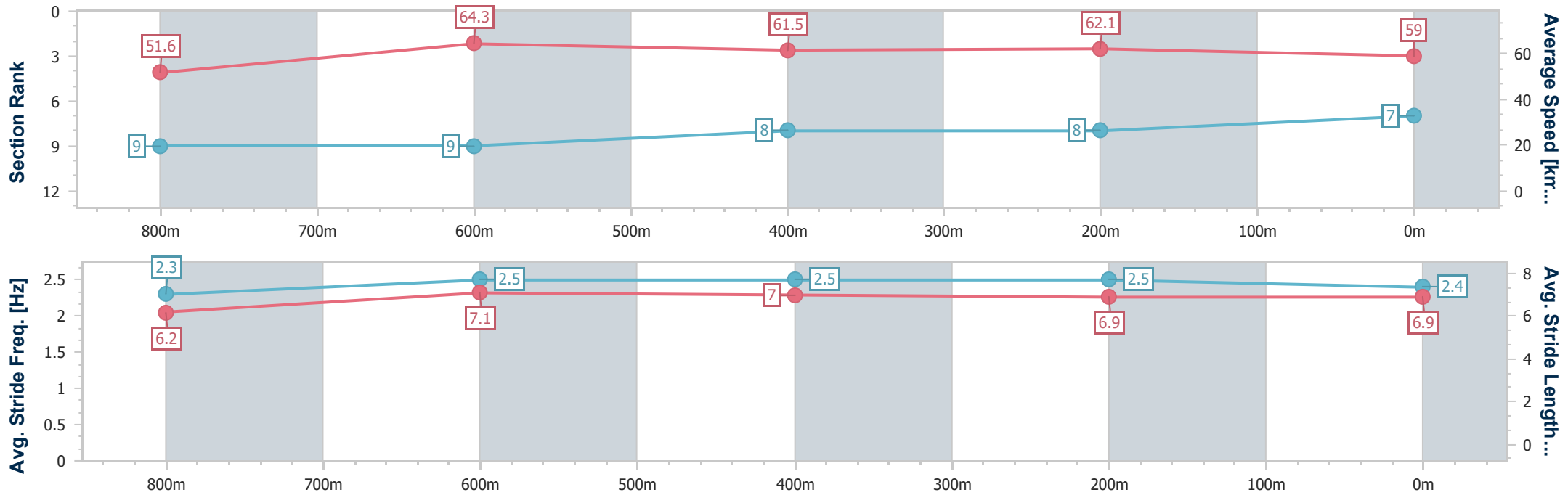
Horse/Jockey Name	Zesty Boy
Final Rank	7
Fastest Section Time (Section)	0:11.41 (800m)
Top Speed [km/h] (Section)	65.2 (800m)
Race State	Finished



Toowoomba QLD Professional
Race 6: Subzero Airconditioning Maiden Plate - 1000m
09 September 2023 - 20:10
Track Rating: Good 4, Weather: Fine, Rail Position: +5m Entire



Section	Overall	800m	600m	400m	200m
Section Times	1:01.63 [7] (0:14.21)	0:47.42 [9] (0:11.41)	0:36.01 [9] (0:12.02)	0:23.99 [8] (0:11.82)	0:12.17 [8] (0:12.17)
Average Speed [km/h]	51.6	64.3	61.5	62.1	59.0
Top Speed [km/h]	62.6	65.2	64.3	63.3	61.6
Avg. Dist. to Rail [m]	8.6	5.2	5.5	5.0	4.2
Avg. Stride Freq. [Hz]	2.3	2.5	2.5	2.5	2.4
Avg. Stride Length [m]	6.2	7.1	7.0	6.9	6.9



- [] Ranking at each section and finish
- .-.- No data available at this section
- NA No data available



Horse/Jockey Name	Zena Rose
Final Rank	8
Fastest Section Time (Section)	0:11.49 (800m)
Top Speed [km/h] (Section)	65.6 (800m)
Race State	Finished



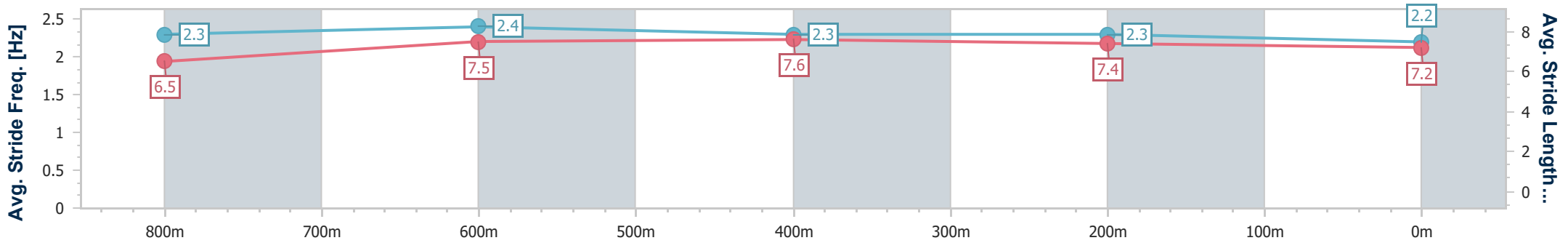
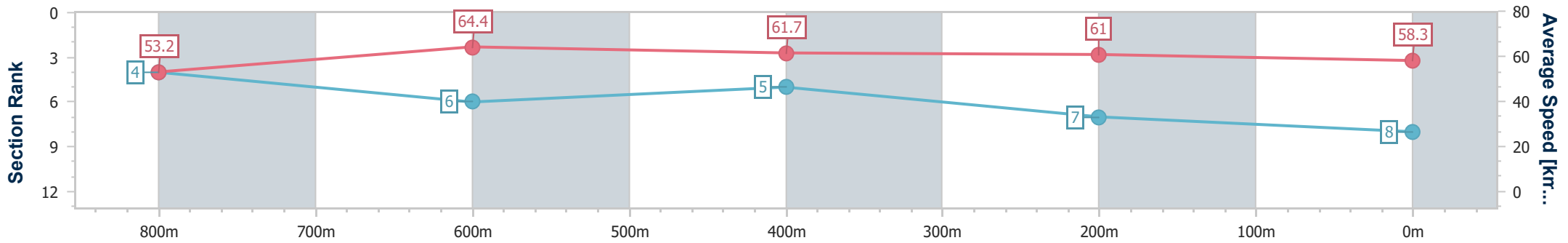
Toowoomba QLD Professional
Race 6: Subzero Airconditioning Maiden Plate - 1000m



09 September 2023 - 20:10

Track Rating: Good 4, Weather: Fine, Rail Position: +5m Entire

Section	Overall	800m	600m	400m	200m
Section Times	1:01.65 [8] (0:13.78)	0:47.87 [4] (0:11.49)	0:36.38 [6] (0:12.01)	0:24.37 [5] (0:12.04)	0:12.33 [7] (0:12.33)
Average Speed [km/h]	53.2	64.4	61.7	61.0	58.3
Top Speed [km/h]	64.7	65.6	63.1	62.4	59.8
Avg. Dist. to Rail [m]	9.0	6.6	5.9	5.5	7.8
Avg. Stride Freq. [Hz]	2.3	2.4	2.3	2.3	2.2
Avg. Stride Length [m]	6.5	7.5	7.6	7.4	7.2



- [] Ranking at each section and finish
- .-.- No data available at this section
- NA No data available



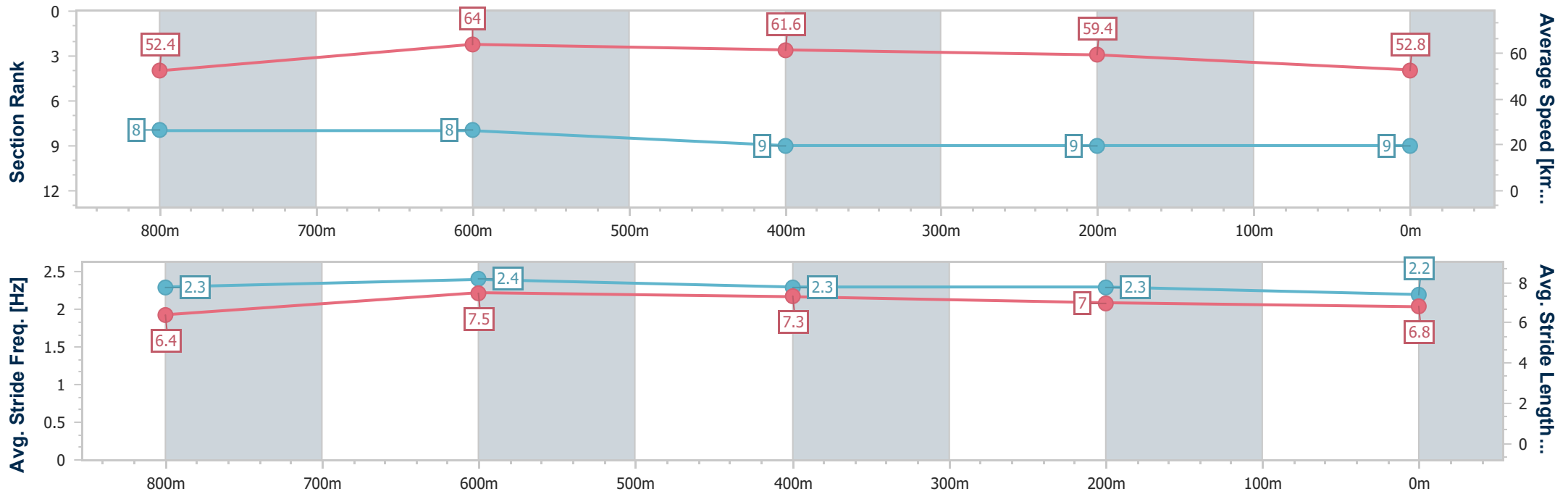
Horse/Jockey Name	Grand Deposition
Final Rank	9
Fastest Section Time (Section)	0:11.55 (800m)
Top Speed [km/h] (Section)	65.0 (Overall)
Race State	Finished



Toowoomba QLD Professional
Race 6: Subzero Airconditioning Maiden Plate - 1000m
09 September 2023 - 20:10
Track Rating: Good 4, Weather: Fine, Rail Position: +5m Entire



Section	Overall	800m	600m	400m	200m
Section Times	1:03.62 [9] (0:14.02)	0:49.60 [8] (0:11.55)	0:38.05 [8] (0:12.09)	0:25.96 [9] (0:12.38)	0:13.58 [9] (0:13.58)
Average Speed [km/h]	52.4	64.0	61.6	59.4	52.8
Top Speed [km/h]	65.0	65.0	62.7	60.6	58.1
Avg. Dist. to Rail [m]	10.0	7.0	6.3	5.9	4.6
Avg. Stride Freq. [Hz]	2.3	2.4	2.3	2.3	2.2
Avg. Stride Length [m]	6.4	7.5	7.3	7.0	6.8



- [] Ranking at each section and finish
- .-.- No data available at this section
- NA No data available