



Ladbrokes Cannon Park QLD Professional

Race 7: CENTURY CRANES SIR WILLIAMS OBE Class 6 Plate - 950m

09 September 2023 - 16:50



Track Rating: Soft 5, Weather: Fine, Rail Position: True

Section		Overall						800m		600m		400m		200m		Last 600m	
Field Times		0:54.14 (0:10.12)						0:44.02 (0:10.35)		0:33.67 (0:10.85)		0:22.82 (0:11.06)		0:11.76 (0:11.76)		0:33.67	
Rank	TAB	Horse/Jockey	Barrier	Top Speed [km/h]	Fastest Section							Margin			Distance Travelled [m]		
1	13	PHANTOM SPIRIT Lacey Morrison	4	71.7 800m	0:10.20 800m	0:54.14 [1] (0:10.51)	0:43.63 [11] (0:10.20)	0:33.43 [4] (0:10.71)	0:22.72 [2] (0:11.12)	0:11.60 [2] (0:11.60)	0:54.14		0:33.43				
2	5	MORE THE MERRIER Georgina Cartwright	14	70.5 800m	0:10.12 Overall	0:54.18 [2] (0:10.12)	0:44.06 [1] (0:10.35)	0:33.71 [1] (0:10.85)	0:22.86 [1] (0:11.06)	0:11.80 [1] (0:11.80)	0.2L		0:33.71	+0			
3	2	ALL TIME LEGEND Ryan Wiggins	2	69.9 800m	0:10.28 Overall	0:54.48 [3] (0:10.28)	0:44.20 [4] (0:10.46)	0:33.74 [5] (0:10.95)	0:22.79 [5] (0:11.10)	0:11.69 [4] (0:11.69)	1.7L		0:33.74	+3			
4	15	STRATEGIST Chris Whiteley	3	68.4 800m	0:10.41 Overall	0:54.57 [4] (0:10.41)	0:44.16 [7] (0:10.63)	0:33.53 [9] (0:10.97)	0:22.56 [9] (0:11.05)	0:11.51 [8] (0:11.51)	2.2L		0:33.53	+3			
5	11	KNOCKKNEE Matthew Cartwright	16	69.1 800m	0:10.47 Overall	0:54.66 [5] (0:10.47)	0:44.19 [10] (0:10.60)	0:33.59 [11] (0:11.04)	0:22.55 [10] (0:11.12)	0:11.43 [10] (0:11.43)	2.6L		0:33.59	+10			
6	4	GAME THEORY Jason Taylor	12	69.3 800m	0:10.41 Overall	0:54.69 [6] (0:10.41)	0:44.28 [8] (0:10.45)	0:33.83 [7] (0:10.87)	0:22.96 [6] (0:11.28)	0:11.68 [7] (0:11.68)	2.8L		0:33.83	+3			
7	3	ALL TO DO Scott Sheargold	8	70.4 800m	0:10.19 Overall	0:54.84 [7] (0:10.19)	0:44.65 [2] (0:10.41)	0:34.24 [2] (0:10.86)	0:23.38 [3] (0:11.26)	0:12.12 [3] (0:12.12)	3.6L		0:34.24	+6			
8	9	VAPORIZING Pietro Romeo	17	69.7 800m	0:10.38 Overall	0:54.91 [8] (0:10.38)	0:44.53 [6] (0:10.50)	0:34.03 [8] (0:11.03)	0:23.00 [8] (0:11.22)	0:11.78 [9] (0:11.78)	3.9L		0:34.03	+9			
9	12	XTRAYYA Isabella Teh	15	70.1 800m	0:10.37 Overall	0:55.10 [9] (0:10.37)	0:44.73 [5] (0:10.40)	0:34.33 [6] (0:10.85)	0:23.48 [4] (0:11.38)	0:12.10 [6] (0:12.10)	4.9L		0:34.33	+6			
10	17	DENIMS Tahlia Fenlon	1	70.3 800m	0:10.28 Overall	0:55.12 [10] (0:10.28)	0:44.84 [3] (0:10.40)	0:34.44 [3] (0:11.09)	0:23.35 [7] (0:11.22)	0:12.13 [5] (0:12.13)	5L		0:34.44	+0			

Scratched: Writtle (#10), Hurtle (#6), Rough Cut Jewel (#18), Starfilly (#19), Invincible Jet (#7), John Booke (#14), Toto (#8)

Report Created: Sat 9 September 2023 17:04 GMT (Note: Timing is based on position data)

Page 1/14

[] Ranking at each section and finish
 -:-:- No data available at this section
 NA No data available

SCN Saddle cloth number
 DNF Did not finish
 DNT Did not track

data processed by TRIPLESDATA



Ladbrokes Cannon Park QLD Professional

Race 7: CENTURY CRANES SIR WILLIAMS OBE Class 6 Plate - 950m

09 September 2023 - 16:50



Track Rating: Soft 5, Weather: Fine, Rail Position: True

Section		Overall	800m	600m	400m	200m	Last 600m					
Field Times		0:54.14 (0:10.12)	0:44.02 (0:10.35)	0:33.67 (0:10.85)	0:22.82 (0:11.06)	0:11.76 (0:11.76)	0:33.67					
Rank	TAB Horse/Jockey	Barrier	Top Speed [km/h]	Fastest Section	Margin					Distance Travelled [m]		
11	1 CIAO BICKY Jackson Murphy	11	68.2 600m	0:10.82 800m	0:55.21 [11] (0:10.86)	0:44.35 [12] (0:10.82)	0:33.53 [12] (0:10.90)	0:22.63 [12] (0:11.13)	0:11.50 [12] (0:11.50)	5.4L	0:33.53	+1
12	16 LOBURN LASS Robbie Downey	9	68.6 800m	0:10.44 Overall	0:55.41 [12] (0:10.44)	0:44.97 [9] (0:10.62)	0:34.35 [10] (0:11.13)	0:23.22 [11] (0:11.27)	0:11.95 [11] (0:11.95)	6.4L	0:34.35	+7

Scratched: Writtle (#10), Hurtle (#6), Rough Cut Jewel (#18), Starfilly (#19), Invincible Jet (#7), John Booke (#14), Toto (#8)

[] Ranking at each section and finish
 -:-:-:- No data available at this section
 NA No data available

SCN Saddle cloth number
 DNF Did not finish
 DNT Did not track



Horse/Jockey Name	Phantom Spirit
Final Rank	1
Fastest Section Time (Section)	0:10.20 (800m)
Top Speed [km/h] (Section)	71.7 (800m)
Race State	Finished



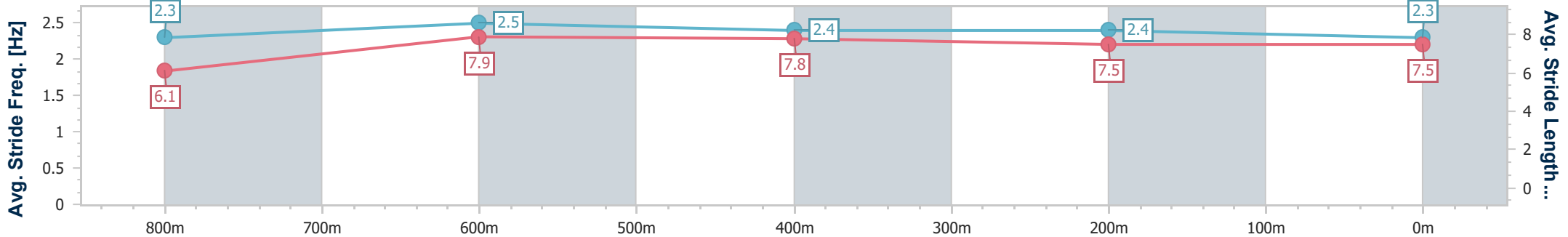
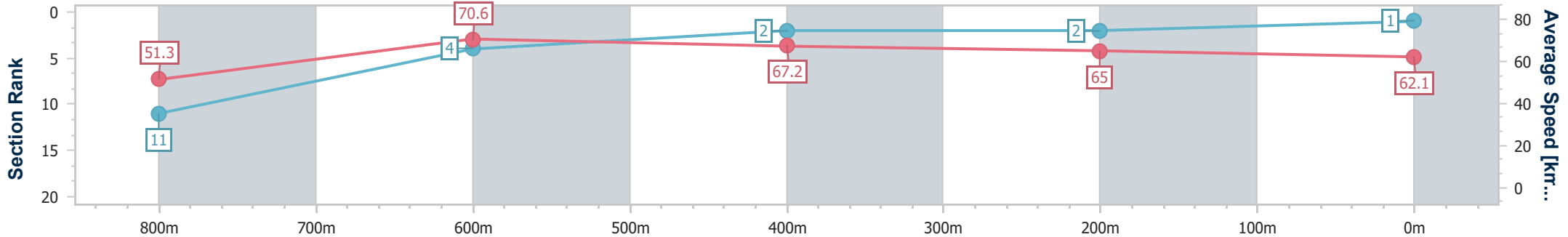
Ladbrokes Cannon Park QLD Professional
Race 7: CENTURY CRANES SIR WILLIAMS OBE Class 6 Plate - 950m



09 September 2023 - 16:50

Track Rating: Soft 5, Weather: Fine, Rail Position: True

Section	Overall	800m	600m	400m	200m
Section Times	0:54.14 [1] (0:10.51)	0:43.63 [11] (0:10.20)	0:33.43 [4] (0:10.71)	0:22.72 [2] (0:11.12)	0:11.60 [2] (0:11.60)
Average Speed [km/h]	51.3	70.6	67.2	65.0	62.1
Top Speed [km/h]	66.6	71.7	71.4	65.5	65.3
Avg. Dist. to Rail [m]	2.4	0.3	0.9	2.2	2.4
Avg. Stride Freq. [Hz]	2.3	2.5	2.4	2.4	2.3
Avg. Stride Length [m]	6.1	7.9	7.8	7.5	7.5



- [] Ranking at each section and finish
- .-.- No data available at this section
- NA No data available



Horse/Jockey Name	More The Merrier
Final Rank	2
Fastest Section Time (Section)	0:10.12 (Overall)
Top Speed [km/h] (Section)	70.5 (800m)
Race State	Finished



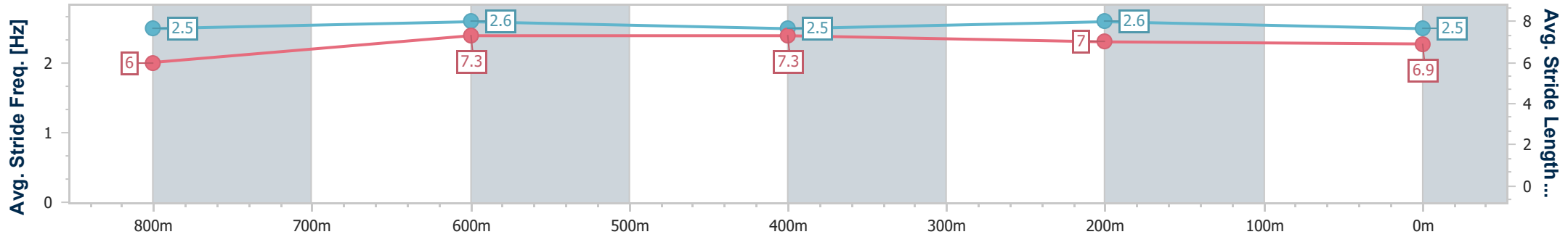
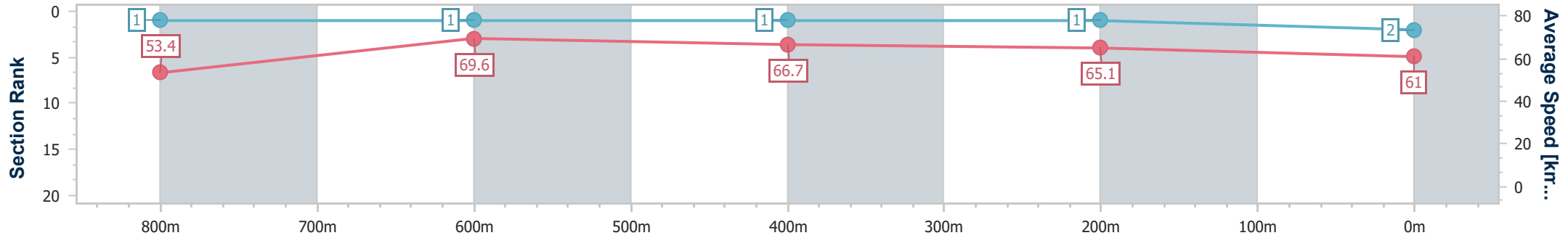
Ladbroke's Cannon Park QLD Professional
 Race 7: CENTURY CRANES SIR WILLIAMS OBE Class 6 Plate - 950m



09 September 2023 - 16:50

Track Rating: Soft 5, Weather: Fine, Rail Position: True

Section	Overall	800m	600m	400m	200m
Section Times	0:54.18 [2] (0:10.12)	0:44.06 [1] (0:10.35)	0:33.71 [1] (0:10.85)	0:22.86 [1] (0:11.06)	0:11.80 [1] (0:11.80)
Average Speed [km/h]	53.4	69.6	66.7	65.1	61.0
Top Speed [km/h]	68.7	70.5	68.7	66.7	65.6
Avg. Dist. to Rail [m]	8.8	3.4	1.0	1.6	4.5
Avg. Stride Freq. [Hz]	2.5	2.6	2.5	2.6	2.5
Avg. Stride Length [m]	6.0	7.3	7.3	7.0	6.9



- [] Ranking at each section and finish
- .-.- No data available at this section
- NA No data available



Horse/Jockey Name	All Time Legend
Final Rank	3
Fastest Section Time (Section)	0:10.28 (Overall)
Top Speed [km/h] (Section)	69.9 (800m)
Race State	Finished



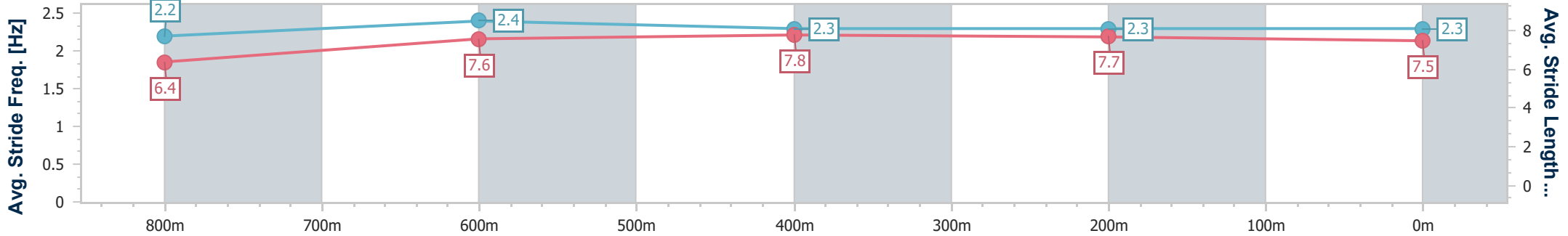
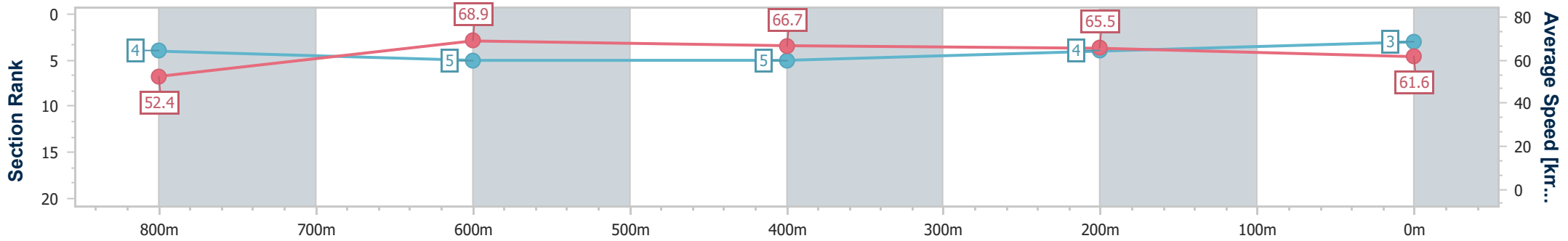
Ladbrokes Cannon Park QLD Professional
Race 7: CENTURY CRANES SIR WILLIAMS OBE Class 6 Plate - 950m

09 September 2023 - 16:50

Track Rating: Soft 5, Weather: Fine, Rail Position: True



Section	Overall	800m	600m	400m	200m
Section Times	0:54.48 [3] (0:10.28)	0:44.20 [4] (0:10.46)	0:33.74 [5] (0:10.95)	0:22.79 [5] (0:11.10)	0:11.69 [4] (0:11.69)
Average Speed [km/h]	52.4	68.9	66.7	65.5	61.6
Top Speed [km/h]	67.2	69.9	69.3	66.3	65.4
Avg. Dist. to Rail [m]	2.8	2.0	2.4	4.0	6.4
Avg. Stride Freq. [Hz]	2.2	2.4	2.3	2.3	2.3
Avg. Stride Length [m]	6.4	7.6	7.8	7.7	7.5



- [] Ranking at each section and finish
- .-.- No data available at this section
- NA No data available



Horse/Jockey Name	Strategist
Final Rank	4
Fastest Section Time (Section)	0:10.41 (Overall)
Top Speed [km/h] (Section)	68.4 (800m)
Race State	Finished



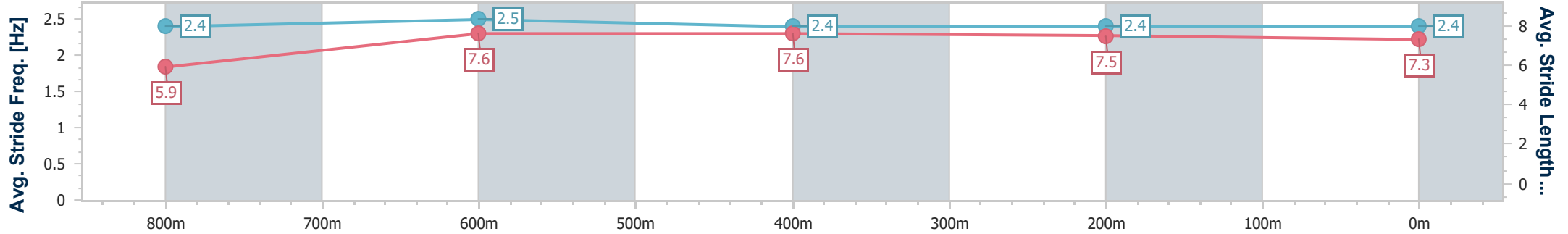
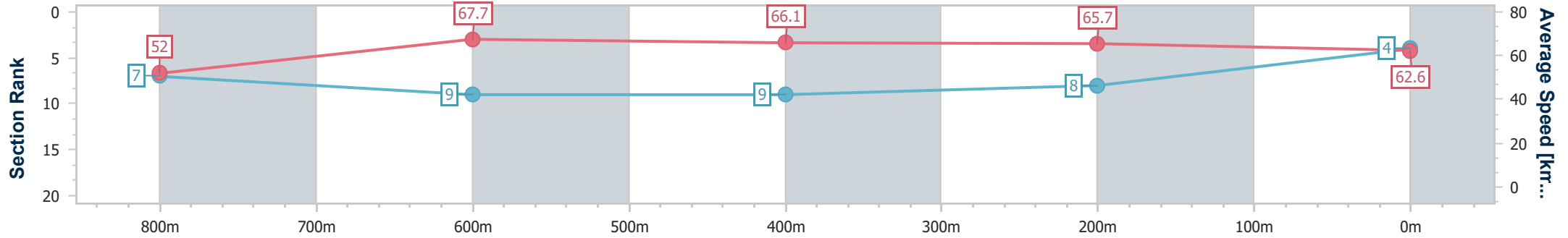
Ladbrokes Cannon Park QLD Professional
Race 7: CENTURY CRANES SIR WILLIAMS OBE Class 6 Plate - 950m

09 September 2023 - 16:50

Track Rating: Soft 5, Weather: Fine, Rail Position: True



Section	Overall	800m	600m	400m	200m
Section Times	0:54.57 [4] (0:10.41)	0:44.16 [7] (0:10.63)	0:33.53 [9] (0:10.97)	0:22.56 [9] (0:11.05)	0:11.51 [8] (0:11.51)
Average Speed [km/h]	52.0	67.7	66.1	65.7	62.6
Top Speed [km/h]	65.5	68.4	68.3	66.4	64.4
Avg. Dist. to Rail [m]	4.3	3.0	1.4	3.1	3.4
Avg. Stride Freq. [Hz]	2.4	2.5	2.4	2.4	2.4
Avg. Stride Length [m]	5.9	7.6	7.6	7.5	7.3



- [] Ranking at each section and finish
- .-.- No data available at this section
- NA No data available



Horse/Jockey Name	Knockknee
Final Rank	5
Fastest Section Time (Section)	0:10.47 (Overall)
Top Speed [km/h] (Section)	69.1 (800m)
Race State	Finished



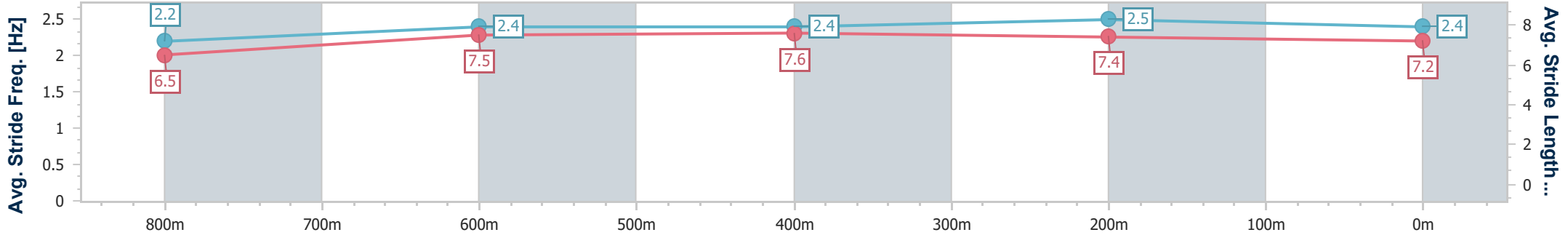
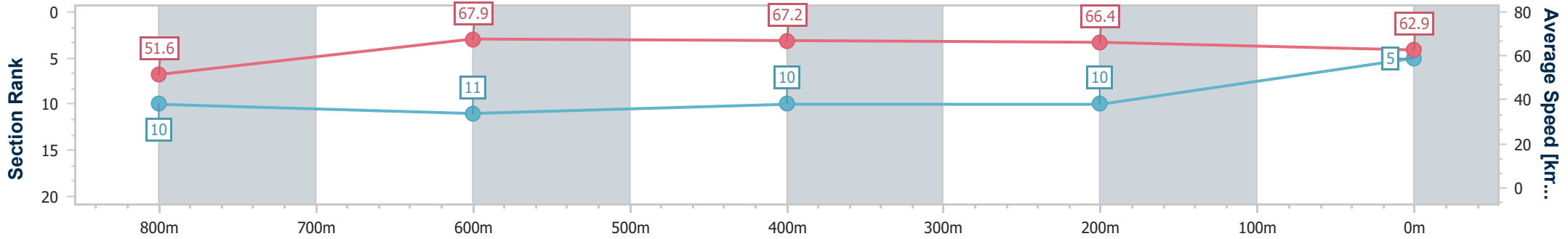
Ladbrokes Cannon Park QLD Professional
Race 7: CENTURY CRANES SIR WILLIAMS OBE Class 6 Plate - 950m



09 September 2023 - 16:50

Track Rating: Soft 5, Weather: Fine, Rail Position: True

Section	Overall	800m	600m	400m	200m
Section Times	0:54.66 [5] (0:10.47)	0:44.19 [10] (0:10.60)	0:33.59 [11] (0:11.04)	0:22.55 [10] (0:11.12)	0:11.43 [10] (0:11.43)
Average Speed [km/h]	51.6	67.9	67.2	66.4	62.9
Top Speed [km/h]	66.7	69.1	68.9	67.2	65.7
Avg. Dist. to Rail [m]	10.9	5.5	4.7	10.8	14.1
Avg. Stride Freq. [Hz]	2.2	2.4	2.4	2.5	2.4
Avg. Stride Length [m]	6.5	7.5	7.6	7.4	7.2



- [] Ranking at each section and finish
- .-.- No data available at this section
- NA No data available



Horse/Jockey Name	Game Theory
Final Rank	6
Fastest Section Time (Section)	0:10.41 (Overall)
Top Speed [km/h] (Section)	69.3 (800m)
Race State	Finished



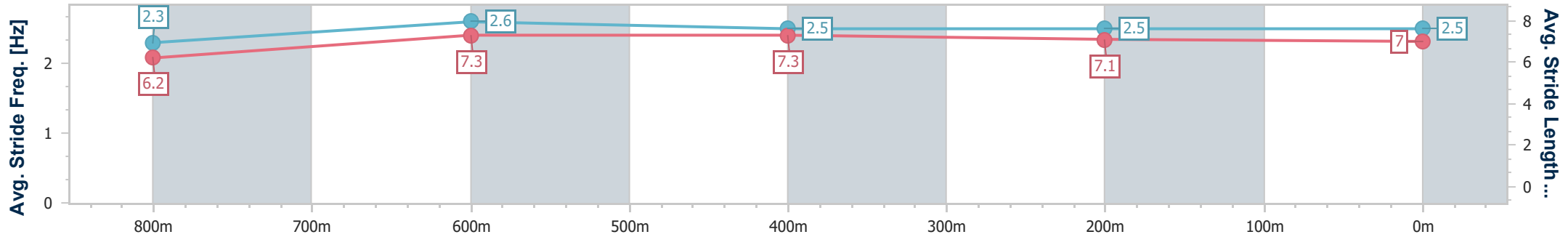
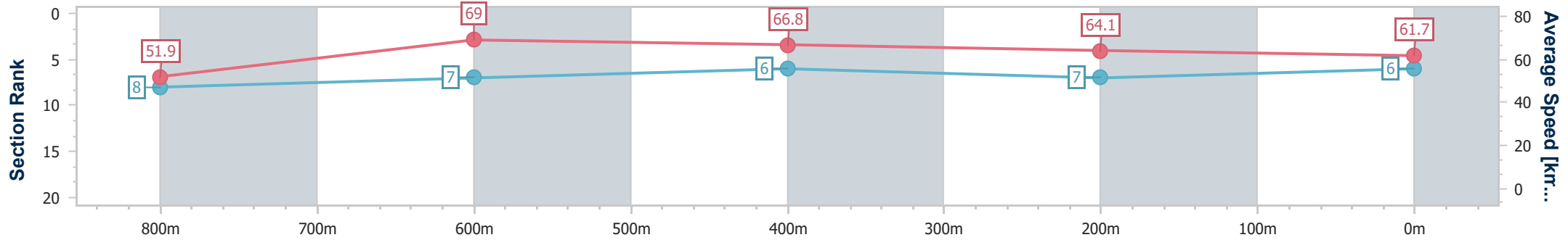
Ladbrokes Cannon Park QLD Professional
Race 7: CENTURY CRANES SIR WILLIAMS OBE Class 6 Plate - 950m



09 September 2023 - 16:50

Track Rating: Soft 5, Weather: Fine, Rail Position: True

Section	Overall	800m	600m	400m	200m
Section Times	0:54.69 [6] (0:10.41)	0:44.28 [8] (0:10.45)	0:33.83 [7] (0:10.87)	0:22.96 [6] (0:11.28)	0:11.68 [7] (0:11.68)
Average Speed [km/h]	51.9	69.0	66.8	64.1	61.7
Top Speed [km/h]	68.8	69.3	69.2	65.5	63.7
Avg. Dist. to Rail [m]	8.2	4.1	1.9	5.1	10.5
Avg. Stride Freq. [Hz]	2.3	2.6	2.5	2.5	2.5
Avg. Stride Length [m]	6.2	7.3	7.3	7.1	7.0



- [] Ranking at each section and finish
- .-.- No data available at this section
- NA No data available



Horse/Jockey Name	All To Do
Final Rank	7
Fastest Section Time (Section)	0:10.19 (Overall)
Top Speed [km/h] (Section)	70.4 (800m)
Race State	Finished



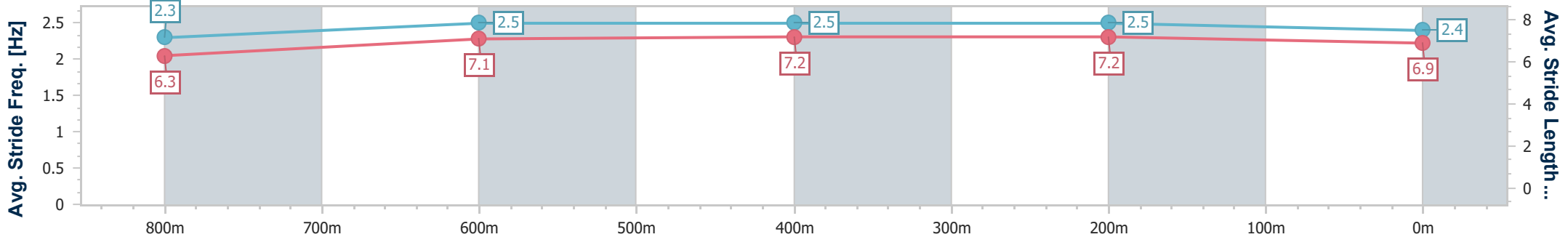
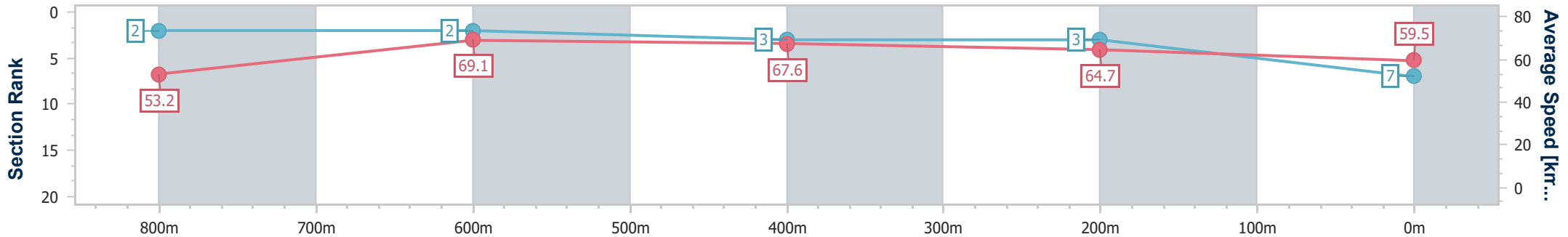
Ladbroke's Cannon Park QLD Professional
 Race 7: CENTURY CRANES SIR WILLIAMS OBE Class 6 Plate - 950m



09 September 2023 - 16:50

Track Rating: Soft 5, Weather: Fine, Rail Position: True

Section	Overall	800m	600m	400m	200m
Section Times	0:54.84 [7] (0:10.19)	0:44.65 [2] (0:10.41)	0:34.24 [2] (0:10.86)	0:23.38 [3] (0:11.26)	0:12.12 [3] (0:12.12)
Average Speed [km/h]	53.2	69.1	67.6	64.7	59.5
Top Speed [km/h]	69.4	70.4	69.3	66.0	63.2
Avg. Dist. to Rail [m]	5.9	3.8	3.3	5.3	8.0
Avg. Stride Freq. [Hz]	2.3	2.5	2.5	2.5	2.4
Avg. Stride Length [m]	6.3	7.1	7.2	7.2	6.9



- [] Ranking at each section and finish
- .-.- No data available at this section
- NA No data available



Horse/Jockey Name	Vaporizing
Final Rank	8
Fastest Section Time (Section)	0:10.38 (Overall)
Top Speed [km/h] (Section)	69.7 (800m)
Race State	Finished



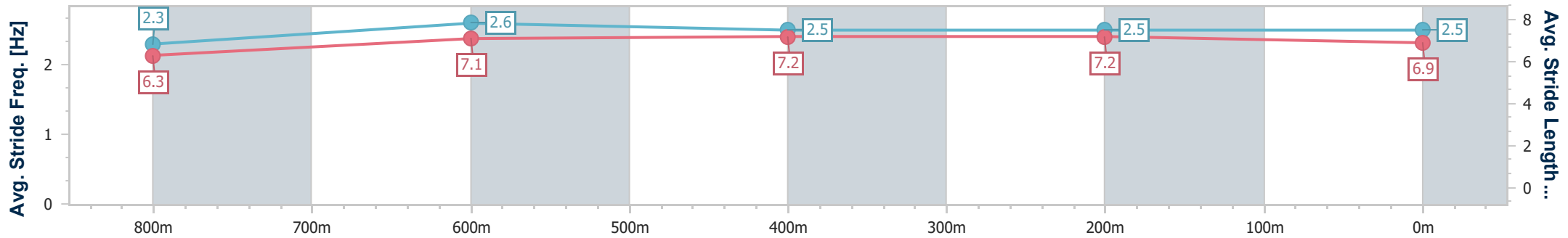
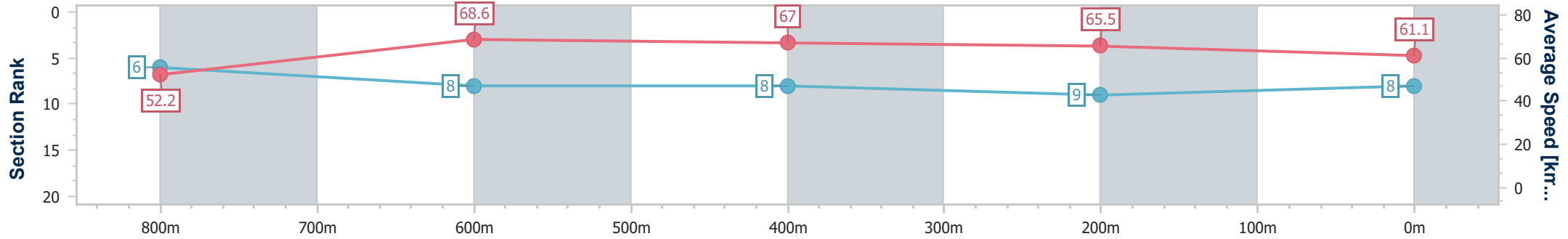
Ladbrokes Cannon Park QLD Professional
Race 7: CENTURY CRANES SIR WILLIAMS OBE Class 6 Plate - 950m



09 September 2023 - 16:50

Track Rating: Soft 5, Weather: Fine, Rail Position: True

Section	Overall	800m	600m	400m	200m
Section Times	0:54.91 [8] (0:10.38)	0:44.53 [6] (0:10.50)	0:34.03 [8] (0:11.03)	0:23.00 [8] (0:11.22)	0:11.78 [9] (0:11.78)
Average Speed [km/h]	52.2	68.6	67.0	65.5	61.1
Top Speed [km/h]	67.7	69.7	68.4	66.8	64.6
Avg. Dist. to Rail [m]	12.0	6.5	4.5	8.2	11.8
Avg. Stride Freq. [Hz]	2.3	2.6	2.5	2.5	2.5
Avg. Stride Length [m]	6.3	7.1	7.2	7.2	6.9



- [] Ranking at each section and finish
- .-.- No data available at this section
- NA No data available



Horse/Jockey Name	Xtrayya
Final Rank	9
Fastest Section Time (Section)	0:10.37 (Overall)
Top Speed [km/h] (Section)	70.1 (800m)
Race State	Finished



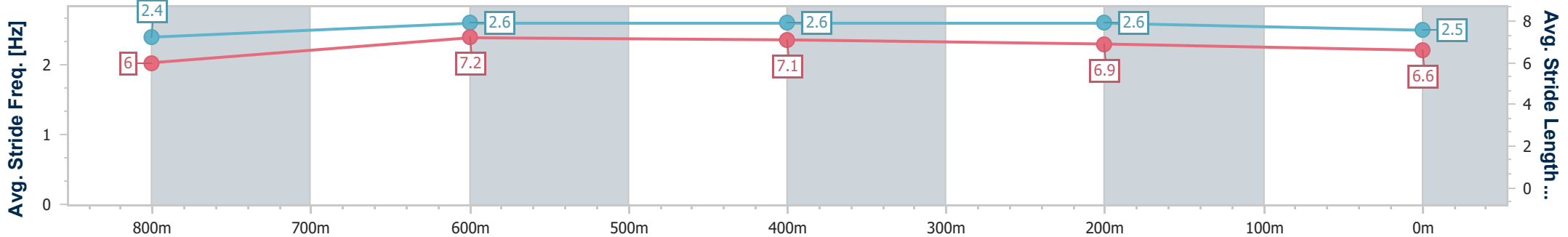
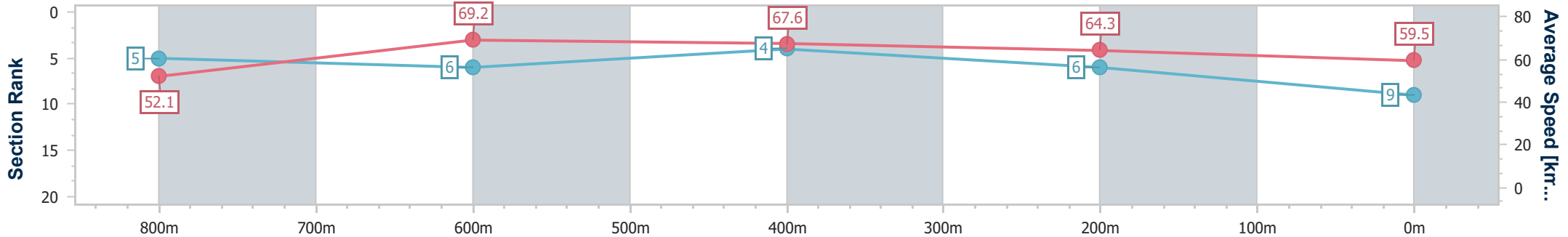
Ladbrokes Cannon Park QLD Professional
 Race 7: CENTURY CRANES SIR WILLIAMS OBE Class 6 Plate - 950m



09 September 2023 - 16:50

Track Rating: Soft 5, Weather: Fine, Rail Position: True

Section	Overall	800m	600m	400m	200m
Section Times	0:55.10 [9] (0:10.37)	0:44.73 [5] (0:10.40)	0:34.33 [6] (0:10.85)	0:23.48 [4] (0:11.38)	0:12.10 [6] (0:12.10)
Average Speed [km/h]	52.1	69.2	67.6	64.3	59.5
Top Speed [km/h]	67.8	70.1	69.3	66.7	61.7
Avg. Dist. to Rail [m]	9.8	5.2	3.3	6.5	8.8
Avg. Stride Freq. [Hz]	2.4	2.6	2.6	2.6	2.5
Avg. Stride Length [m]	6.0	7.2	7.1	6.9	6.6



- [] Ranking at each section and finish
- .-.- No data available at this section
- NA No data available



Horse/Jockey Name	Denims
Final Rank	10
Fastest Section Time (Section)	0:10.28 (Overall)
Top Speed [km/h] (Section)	70.3 (800m)
Race State	Finished



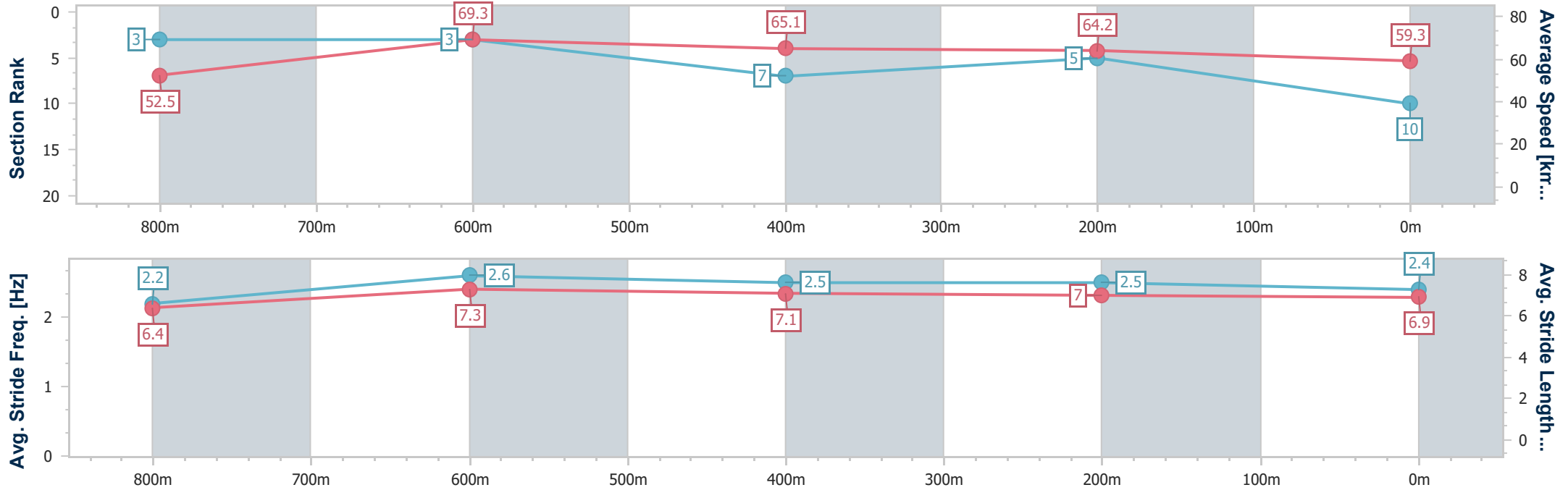
Ladbrokes Cannon Park QLD Professional
Race 7: CENTURY CRANES SIR WILLIAMS OBE Class 6 Plate - 950m



09 September 2023 - 16:50

Track Rating: Soft 5, Weather: Fine, Rail Position: True

Section	Overall	800m	600m	400m	200m
Section Times	0:55.12 [10] (0:10.28)	0:44.84 [3] (0:10.40)	0:34.44 [3] (0:11.09)	0:23.35 [7] (0:11.22)	0:12.13 [5] (0:12.13)
Average Speed [km/h]	52.5	69.3	65.1	64.2	59.3
Top Speed [km/h]	68.0	70.3	69.3	65.4	64.0
Avg. Dist. to Rail [m]	1.9	1.1	0.5	0.3	0.7
Avg. Stride Freq. [Hz]	2.2	2.6	2.5	2.5	2.4
Avg. Stride Length [m]	6.4	7.3	7.1	7.0	6.9



- [] Ranking at each section and finish
- .-.- No data available at this section
- NA No data available



Horse/Jockey Name	Ciao Bicky
Final Rank	11
Fastest Section Time (Section)	0:10.82 (800m)
Top Speed [km/h] (Section)	68.2 (600m)
Race State	Finished



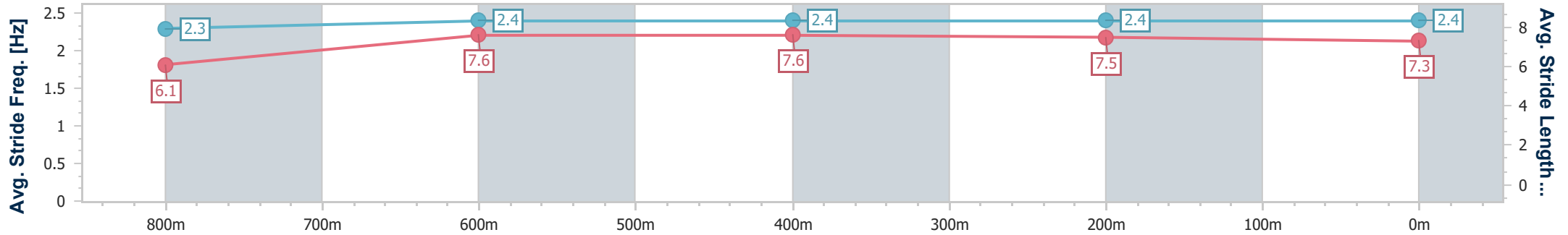
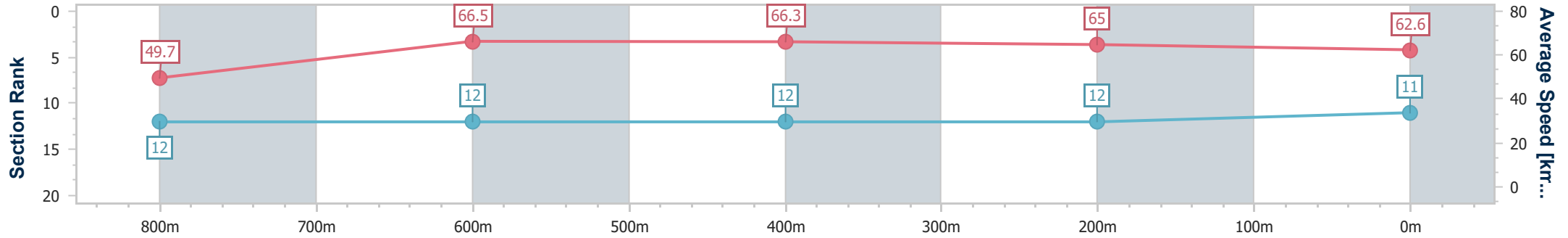
Ladbrokes Cannon Park QLD Professional
Race 7: CENTURY CRANES SIR WILLIAMS OBE Class 6 Plate - 950m

09 September 2023 - 16:50

Track Rating: Soft 5, Weather: Fine, Rail Position: True



Section	Overall	800m	600m	400m	200m
Section Times	0:55.21 [11] (0:10.86)	0:44.35 [12] (0:10.82)	0:33.53 [12] (0:10.90)	0:22.63 [12] (0:11.13)	0:11.50 [12] (0:11.50)
Average Speed [km/h]	49.7	66.5	66.3	65.0	62.6
Top Speed [km/h]	65.8	67.7	68.2	65.9	65.2
Avg. Dist. to Rail [m]	6.8	1.9	0.8	3.1	4.8
Avg. Stride Freq. [Hz]	2.3	2.4	2.4	2.4	2.4
Avg. Stride Length [m]	6.1	7.6	7.6	7.5	7.3



- [] Ranking at each section and finish
- .-.-.- No data available at this section
- NA No data available



Horse/Jockey Name	Loburn Lass
Final Rank	12
Fastest Section Time (Section)	0:10.44 (Overall)
Top Speed [km/h] (Section)	68.6 (800m)
Race State	Finished



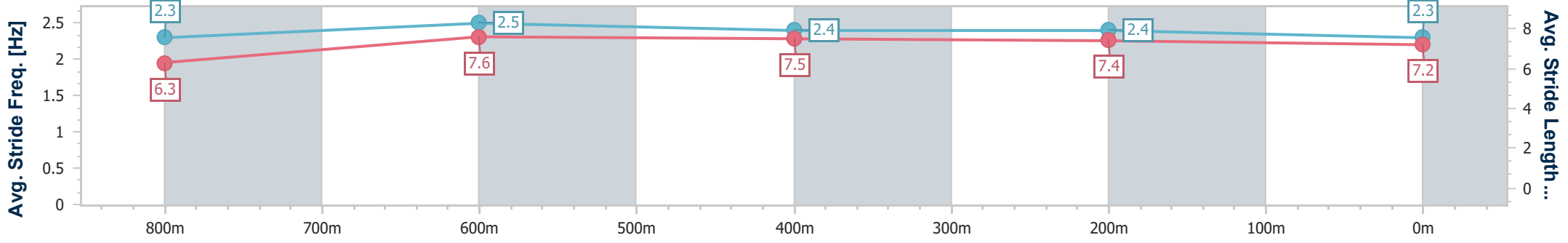
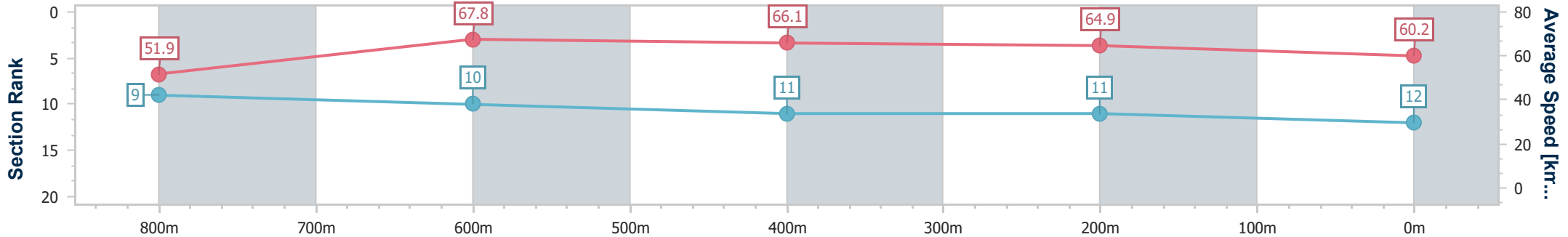
Ladbroke's Cannon Park QLD Professional
 Race 7: CENTURY CRANES SIR WILLIAMS OBE Class 6 Plate - 950m



09 September 2023 - 16:50

Track Rating: Soft 5, Weather: Fine, Rail Position: True

Section	Overall	800m	600m	400m	200m
Section Times	0:55.41 [12] (0:10.44)	0:44.97 [9] (0:10.62)	0:34.35 [10] (0:11.13)	0:23.22 [11] (0:11.27)	0:11.95 [11] (0:11.95)
Average Speed [km/h]	51.9	67.8	66.1	64.9	60.2
Top Speed [km/h]	67.1	68.6	68.2	65.9	63.9
Avg. Dist. to Rail [m]	6.6	4.3	3.4	6.8	7.8
Avg. Stride Freq. [Hz]	2.3	2.5	2.4	2.4	2.3
Avg. Stride Length [m]	6.3	7.6	7.5	7.4	7.2



- [] Ranking at each section and finish
- .-.- No data available at this section
- NA No data available