



Ladbrokes Cannon Park QLD Professional

Race 5: PRESIDENT'S CUP BENCHMARK 60 Handicap - 1900m

09 September 2023 - 15:22



Track Rating: Soft 5, Weather: Fine, Rail Position: True

Section	Field Times	Overall	1800m	1600m	1400m	1200m	1000m	800m	Last 600m					
		1:58.77 (0:08.81)	1:49.96 (0:12.54)	1:37.42 (0:13.21)	1:24.21 (0:12.83)	1:11.38 (0:12.16)	0:59.22 (0:12.07)	0:47.15 (0:11.86)	0:35.29					
Rank	TAB	Horse/Jockey	Barrier	Top Speed [km/h]	Fastest Section					Distance Travelled [m]				
1	5	TRODAIRE Matthew Cartwright	7	63.7 400m	0:08.81 Overall	1:58.77 [1] (0:08.81)	1:49.96 [1] (0:12.54)	1:37.42 [1] (0:13.21)	1:24.21 [1] (0:12.83)	1:11.38 [1] (0:12.16)	0:59.22 [1] (0:12.07)	0:47.15 [1] (0:11.86)	0:35.29	
2	4	MEDAL Adrian Layt	13	63.3 400m	0:08.88 Overall	1:59.14 [2] (0:08.88)	1:50.26 [2] (0:12.60)	1:37.66 [2] (0:13.29)	1:24.37 [2] (0:12.76)	1:11.61 [2] (0:12.11)	0:59.50 [2] (0:12.03)	0:47.47 [2] (0:11.92)	0:35.55	+2
3	6	RECONDITE Tahlia Fenlon	5	64.1 600m	0:09.34 Overall	1:59.14 [3] (0:09.34)	1:49.80 [10] (0:13.02)	1:36.78 [9] (0:13.42)	1:23.36 [10] (0:12.71)	1:10.65 [12] (0:12.16)	0:58.49 [11] (0:11.95)	0:46.54 [10] (0:11.70)	0:34.84	-2
4	11	LADY OF FORTUNE Jason Taylor	11	63.9 600m	0:09.09 Overall	1:59.19 [4] (0:09.09)	1:50.10 [6] (0:12.67)	1:37.43 [4] (0:13.36)	1:24.07 [4] (0:12.69)	1:11.38 [5] (0:12.11)	0:59.27 [4] (0:12.06)	0:47.21 [5] (0:11.82)	0:35.39	+6
5	8	PRINCE AKEEM Lacey Morrison	10	63.9 600m	0:08.94 Overall	1:59.22 [5] (0:08.94)	1:50.28 [4] (0:12.68)	1:37.60 [3] (0:13.35)	1:24.25 [3] (0:12.81)	1:11.44 [4] (0:12.14)	0:59.30 [3] (0:12.05)	0:47.25 [4] (0:11.84)	0:35.41	-5
6	9	SARNIA Georgina Cartwright	1	63.7 600m	0:09.22 Overall	1:59.38 [6] (0:09.22)	1:50.16 [8] (0:13.04)	1:37.12 [7] (0:13.25)	1:23.87 [8] (0:12.64)	1:11.23 [7] (0:12.08)	0:59.15 [6] (0:11.98)	0:47.17 [6] (0:11.86)	0:35.31	-5
7	2	CETSHWAYO Ryan Wiggins	14	63.8 600m	0:09.73 Overall	1:59.44 [7] (0:09.73)	1:49.71 [12] (0:12.97)	1:36.74 [12] (0:13.16)	1:23.58 [12] (0:12.60)	1:10.98 [11] (0:12.02)	0:58.96 [9] (0:11.93)	0:47.03 [8] (0:11.64)	0:35.39	+0
8	1	READY BY DESIGN Robbie Downey	8	63.2 600m	0:09.49 Overall	1:59.86 [8] (0:09.49)	1:50.37 [11] (0:12.97)	1:37.40 [11] (0:12.71)	1:24.69 [5] (0:12.51)	1:12.18 [3] (0:12.26)	0:59.92 [5] (0:12.01)	0:47.91 [3] (0:11.83)	0:36.08	+10
9	7	LETS TORQUE A DEEL Jade Doolan	4	65.8 800m	0:09.27 Overall	1:59.98 [9] (0:09.27)	1:50.71 [9] (0:13.13)	1:37.58 [10] (0:13.30)	1:24.28 [9] (0:12.47)	1:11.81 [8] (0:12.20)	0:59.61 [8] (0:11.94)	0:47.67 [7] (0:11.52)	0:36.15	+10
10	12	MA MA'S ROSE Nathan Thomas	9	62.8 800m	0:09.16 Overall	2:00.20 [10] (0:09.16)	1:51.04 [7] (0:13.17)	1:37.87 [8] (0:13.48)	1:24.39 [11] (0:12.54)	1:11.85 [10] (0:12.30)	0:59.55 [12] (0:12.20)	0:47.35 [12] (0:11.58)	0:35.77	+7

Scratched: Modern Legend (#13), Monastery (#3)

[] Ranking at each section and finish
 -:-:- No data available at this section
 NA No data available

SCN Saddle cloth number
 DNF Did not finish
 DNT Did not track



Ladbrokes Cannon Park QLD Professional

Race 5: PRESIDENT'S CUP BENCHMARK 60 Handicap - 1900m

09 September 2023 - 15:22



Track Rating: Soft 5, Weather: Fine, Rail Position: True

Section		Overall	1800m	1600m	1400m	1200m	1000m	800m	Last 600m
Field Times		1:58.77 (0:08.81)	1:49.96 (0:12.54)	1:37.42 (0:13.21)	1:24.21 (0:12.83)	1:11.38 (0:12.16)	0:59.22 (0:12.07)	0:47.15 (0:11.86)	0:35.29

Rank	TAB	Horse/Jockey	Barrier	Top Speed [km/h]	Fastest Section	Overall	1800m	1600m	1400m	1200m	1000m	800m	Last 600m	Distance Travelled [m]
11	10	COURTING SARA Chris Whiteley	6	63.8 600m	0:08.92 Overall	2:00.22 [11] (0:08.92)	1:51.30 [3] (0:13.06)	1:38.24 [6] (0:13.45)	1:24.79 [7] (0:12.88)	1:11.91 [9] (0:12.25)	0:59.66 [10] (0:12.20)	0:47.46 [11] (0:11.64)	0:35.82	+11
12	14	WHY WOULDN'T YOU Isabella Teh	3	63.8 600m	0:09.00 Overall	2:00.59 [12] (0:09.00)	1:51.59 [5] (0:12.94)	1:38.65 [5] (0:13.34)	1:25.31 [6] (0:12.86)	1:12.45 [6] (0:12.23)	1:00.22 [7] (0:12.13)	0:48.09 [9] (0:11.84)	0:36.25	+7

Scratched: Modern Legend (#13), Monastery (#3)

[] Ranking at each section and finish
 -:-:-:- No data available at this section
 NA No data available

SCN Saddle cloth number
 DNF Did not finish
 DNT Did not track



Ladbrokes Cannon Park QLD Professional

Race 5: PRESIDENT'S CUP BENCHMARK 60 Handicap - 1900m

09 September 2023 - 15:22



Track Rating: Soft 5, Weather: Fine, Rail Position: True

Section				600m	400m	200m			Last 600m		
Field Times				0:35.29 (0:11.59)	0:23.70 (0:11.56)	0:12.14 (0:12.14)			0:35.29		
Rank	TAB	Horse/Jockey	Barrier	Top Speed [km/h]	Fastest Section	Margin			Distance Travelled [m]		
1	5	TRODAIRE Matthew Cartwright	7	63.7 400m	0:08.81 Overall	0:35.29 [1] (0:11.59)	0:23.70 [1] (0:11.56)	0:12.14 [1] (0:12.14)	1:58.77	0:35.29	
2	4	MEDAL Adrian Layt	13	63.3 400m	0:08.88 Overall	0:35.55 [2] (0:11.67)	0:23.88 [2] (0:11.75)	0:12.13 [3] (0:12.13)	2L	0:35.55	+2
3	6	RECONDITE Tahlia Fenlon	5	64.1 600m	0:09.34 Overall	0:34.84 [9] (0:11.55)	0:23.29 [9] (0:11.63)	0:11.66 [7] (0:11.66)	2.1L	0:34.84	-2
4	11	LADY OF FORTUNE Jason Taylor	11	63.9 600m	0:09.09 Overall	0:35.39 [4] (0:11.61)	0:23.78 [4] (0:11.76)	0:12.02 [4] (0:12.02)	2.3L	0:35.39	+6
5	8	PRINCE AKEEM Lacey Morrison	10	63.9 600m	0:08.94 Overall	0:35.41 [5] (0:11.55)	0:23.86 [3] (0:11.57)	0:12.29 [2] (0:12.29)	2.5L	0:35.41	-5
6	9	SARNIA Georgina Cartwright	1	63.7 600m	0:09.22 Overall	0:35.31 [8] (0:11.59)	0:23.72 [7] (0:11.79)	0:11.93 [6] (0:11.93)	3.3L	0:35.31	-5
7	2	CETSHWAYO Ryan Wiggins	14	63.8 600m	0:09.73 Overall	0:35.39 [7] (0:11.59)	0:23.80 [6] (0:11.77)	0:12.03 [5] (0:12.03)	3.5L	0:35.39	+0
8	1	READY BY DESIGN Robbie Downey	8	63.2 600m	0:09.49 Overall	0:36.08 [3] (0:11.84)	0:24.24 [5] (0:11.99)	0:12.25 [8] (0:12.25)	6L	0:36.08	+10
9	7	LETS TORQUE A DEEL Jade Doolan	4	65.8 800m	0:09.27 Overall	0:36.15 [6] (0:11.97)	0:24.18 [8] (0:12.06)	0:12.12 [9] (0:12.12)	6.5L	0:36.15	+10
10	12	MA MA'S ROSE Nathan Thomas	9	62.8 800m	0:09.16 Overall	0:35.77 [12] (0:11.78)	0:23.99 [12] (0:11.93)	0:12.06 [11] (0:12.06)	7.5L	0:35.77	+7

Scratched: Modern Legend (#13), Monastery (#3)

[] Ranking at each section and finish
 -:-:- No data available at this section
 NA No data available

SCN Saddle cloth number
 DNF Did not finish
 DNT Did not track



Ladbrokes Cannon Park QLD Professional
Race 5: PRESIDENT'S CUP BENCHMARK 60 Handicap - 1900m
09 September 2023 - 15:22



Track Rating: Soft 5, Weather: Fine, Rail Position: True

Section		600m	400m	200m				Last 600m	
Field Times		0:35.29 (0:11.59)	0:23.70 (0:11.56)	0:12.14 (0:12.14)				0:35.29	
Rank	TAB Horse/Jockey	Barrier	Top Speed [km/h]	Fastest Section	Margin			Distance Travelled [m]	
11	10 COURTING SARA Chris Whiteley	6	63.8 600m	0:08.92 Overall	0:35.82 [11] (0:11.62)	0:24.20 [10] (0:11.99)	0:12.21 [10] (0:12.21)	7.7L	0:35.82 +11
12	14 WHY WOULDN'T YOU Isabella Teh	3	63.8 600m	0:09.00 Overall	0:36.25 [10] (0:11.73)	0:24.52 [11] (0:12.14)	0:12.38 [12] (0:12.38)	9.7L	0:36.25 +7

Scratched: Modern Legend (#13), Monastery (#3)

[] Ranking at each section and finish
 -:-:-:- No data available at this section
 NA No data available

SCN Saddle cloth number
 DNF Did not finish
 DNT Did not track



Horse/Jockey Name	Trodaire
Final Rank	1
Fastest Section Time (Section)	0:08.81 (Overall)
Top Speed [km/h] (Section)	63.7 (400m)
Race State	Finished



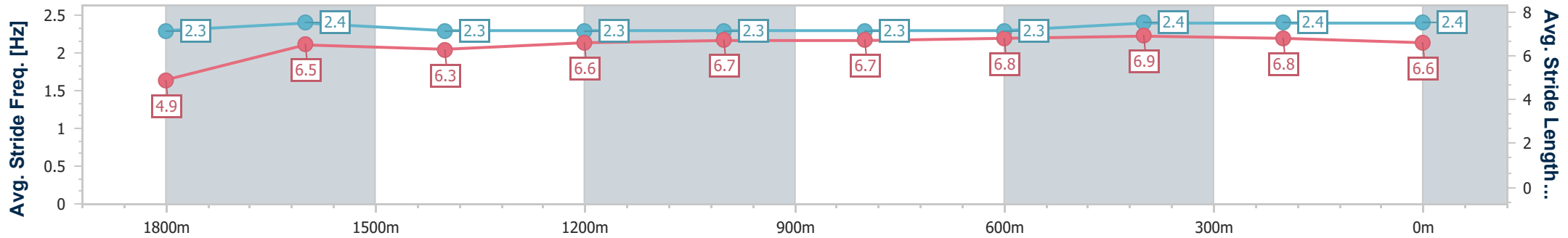
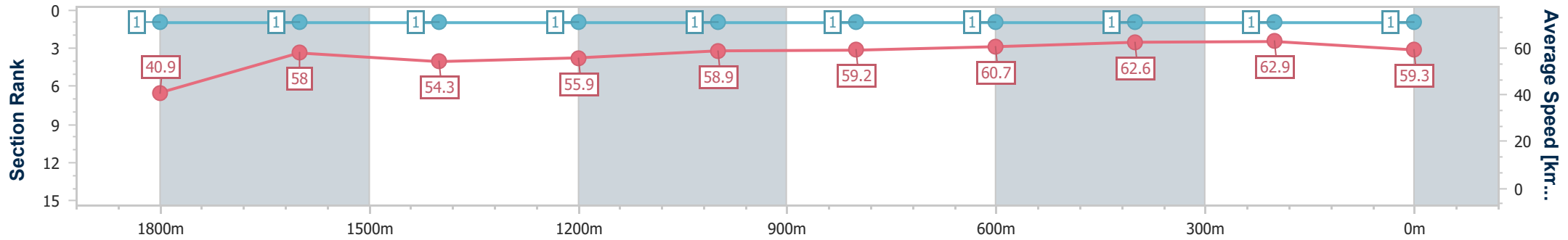
Ladbrokes Cannon Park QLD Professional
Race 5: PRESIDENT'S CUP BENCHMARK 60 Handicap - 1900m



09 September 2023 - 15:22

Track Rating: Soft 5, Weather: Fine, Rail Position: True

Section	Overall	1800m	1600m	1400m	1200m	1000m	800m	600m	400m	200m
Section Times	1:58.77 [1] (0:08.81)	1:49.96 [1] (0:12.54)	1:37.42 [1] (0:13.21)	1:24.21 [1] (0:12.83)	1:11.38 [1] (0:12.16)	0:59.22 [1] (0:12.07)	0:47.15 [1] (0:11.86)	0:35.29 [1] (0:11.59)	0:23.70 [1] (0:11.56)	0:12.14 [1] (0:12.14)
Average Speed [km/h]	40.9	58.0	54.3	55.9	58.9	59.2	60.7	62.6	62.9	59.3
Top Speed [km/h]	58.9	60.0	56.2	58.9	59.2	59.5	62.9	63.6	63.7	61.2
Avg. Dist. to Rail [m]	6.4	1.9	1.0	2.1	1.4	1.0	1.1	1.2	4.4	7.2
Avg. Stride Freq. [Hz]	2.3	2.4	2.3	2.3	2.3	2.3	2.3	2.4	2.4	2.4
Avg. Stride Length [m]	4.9	6.5	6.3	6.6	6.7	6.7	6.8	6.9	6.8	6.6



- [] Ranking at each section and finish
- .-.- No data available at this section
- NA No data available



Horse/Jockey Name	Medal
Final Rank	2
Fastest Section Time (Section)	0:08.88 (Overall)
Top Speed [km/h] (Section)	63.3 (400m)
Race State	Finished



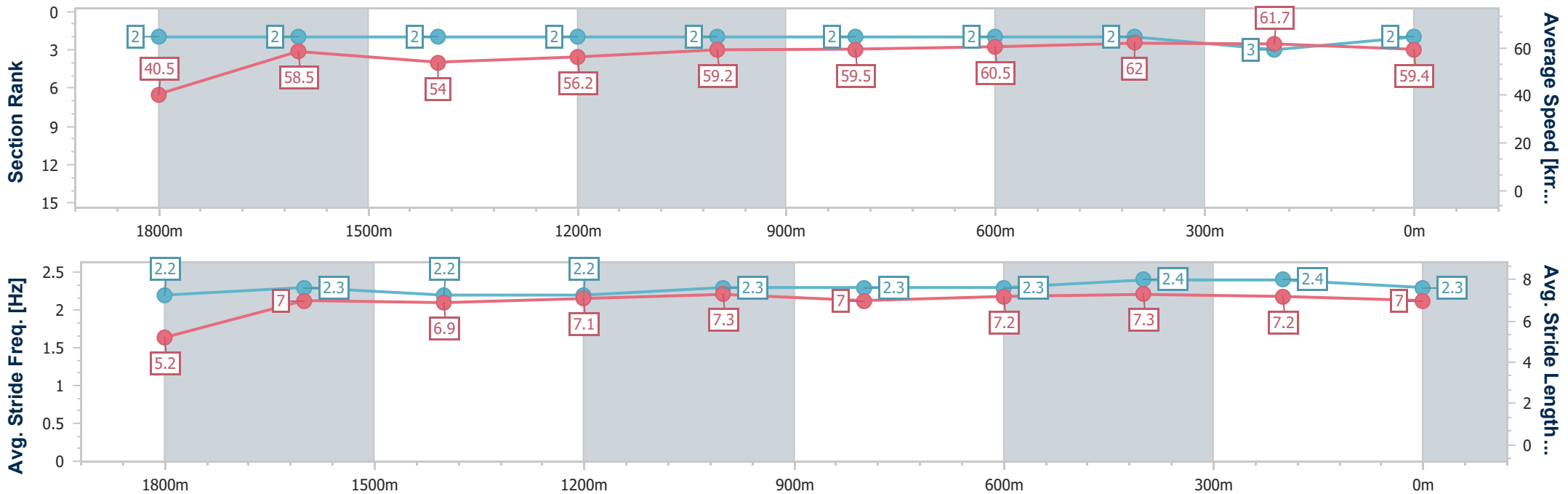
Ladbrokes Cannon Park QLD Professional
Race 5: PRESIDENT'S CUP BENCHMARK 60 Handicap - 1900m



09 September 2023 - 15:22

Track Rating: Soft 5, Weather: Fine, Rail Position: True

Section	Overall	1800m	1600m	1400m	1200m	1000m	800m	600m	400m	200m
Section Times	1:59.14 [2] (0:08.88)	1:50.26 [2] (0:12.60)	1:37.66 [2] (0:13.29)	1:24.37 [2] (0:12.76)	1:11.61 [2] (0:12.11)	0:59.50 [2] (0:12.03)	0:47.47 [2] (0:11.92)	0:35.55 [2] (0:11.67)	0:23.88 [2] (0:11.75)	0:12.13 [3] (0:12.13)
Average Speed [km/h]	40.5	58.5	54.0	56.2	59.2	59.5	60.5	62.0	61.7	59.4
Top Speed [km/h]	58.8	60.7	55.9	58.1	60.1	60.1	62.1	62.9	63.3	61.2
Avg. Dist. to Rail [m]	10.3	3.6	0.6	1.7	1.1	1.0	1.6	1.2	3.8	6.6
Avg. Stride Freq. [Hz]	2.2	2.3	2.2	2.2	2.3	2.3	2.3	2.4	2.4	2.3
Avg. Stride Length [m]	5.2	7.0	6.9	7.1	7.3	7.0	7.2	7.3	7.2	7.0



- [] Ranking at each section and finish
- .-.- No data available at this section
- NA No data available



Horse/Jockey Name	Recondite
Final Rank	3
Fastest Section Time (Section)	0:09.34 (Overall)
Top Speed [km/h] (Section)	64.1 (600m)
Race State	Finished



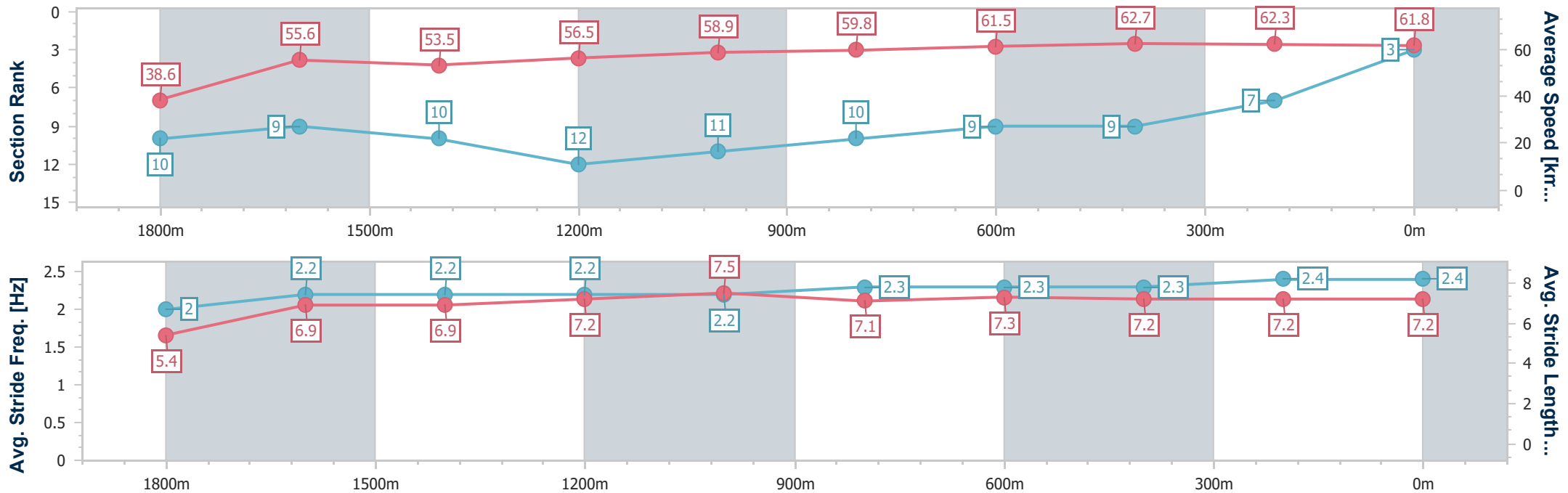
Ladbrokes Cannon Park QLD Professional
Race 5: PRESIDENT'S CUP BENCHMARK 60 Handicap - 1900m



09 September 2023 - 15:22

Track Rating: Soft 5, Weather: Fine, Rail Position: True

Section	Overall	1800m	1600m	1400m	1200m	1000m	800m	600m	400m	200m
Section Times	1:59.14 [3] (0:09.34)	1:49.80 [10] (0:13.02)	1:36.78 [9] (0:13.42)	1:23.36 [10] (0:12.71)	1:10.65 [12] (0:12.16)	0:58.49 [11] (0:11.95)	0:46.54 [10] (0:11.70)	0:34.84 [9] (0:11.55)	0:23.29 [9] (0:11.63)	0:11.66 [7] (0:11.66)
Average Speed [km/h]	38.6	55.6	53.5	56.5	58.9	59.8	61.5	62.7	62.3	61.8
Top Speed [km/h]	56.2	56.6	56.6	57.6	60.2	62.3	62.7	64.1	63.9	62.9
Avg. Dist. to Rail [m]	4.2	1.3	0.7	1.2	1.2	1.0	0.7	0.9	3.9	5.0
Avg. Stride Freq. [Hz]	2.0	2.2	2.2	2.2	2.2	2.3	2.3	2.3	2.4	2.4
Avg. Stride Length [m]	5.4	6.9	6.9	7.2	7.5	7.1	7.3	7.2	7.2	7.2



- [] Ranking at each section and finish
- .-.- No data available at this section
- NA No data available



Horse/Jockey Name	Lady Of Fortune
Final Rank	4
Fastest Section Time (Section)	0:09.09 (Overall)
Top Speed [km/h] (Section)	63.9 (600m)
Race State	Finished



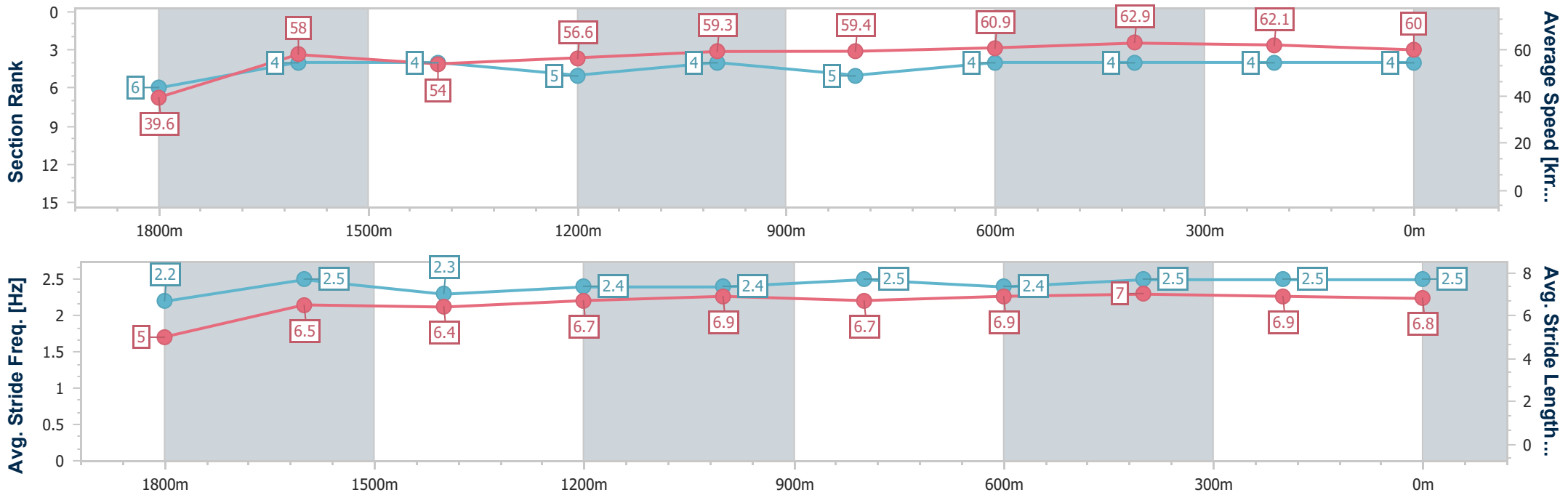
Ladbrokes Cannon Park QLD Professional
 Race 5: PRESIDENT'S CUP BENCHMARK 60 Handicap - 1900m



09 September 2023 - 15:22

Track Rating: Soft 5, Weather: Fine, Rail Position: True

Section	Overall	1800m	1600m	1400m	1200m	1000m	800m	600m	400m	200m
Section Times	1:59.19 [4] (0:09.09)	1:50.10 [6] (0:12.67)	1:37.43 [4] (0:13.36)	1:24.07 [4] (0:12.69)	1:11.38 [5] (0:12.11)	0:59.27 [4] (0:12.06)	0:47.21 [5] (0:11.82)	0:35.39 [4] (0:11.61)	0:23.78 [4] (0:11.76)	0:12.02 [4] (0:12.02)
Average Speed [km/h]	39.6	58.0	54.0	56.6	59.3	59.4	60.9	62.9	62.1	60.0
Top Speed [km/h]	58.0	59.0	54.7	58.2	60.6	60.7	62.7	63.9	63.1	62.2
Avg. Dist. to Rail [m]	9.2	3.1	0.4	0.7	0.5	0.9	1.5	2.1	7.1	11.0
Avg. Stride Freq. [Hz]	2.2	2.5	2.3	2.4	2.4	2.5	2.4	2.5	2.5	2.5
Avg. Stride Length [m]	5.0	6.5	6.4	6.7	6.9	6.7	6.9	7.0	6.9	6.8



- [] Ranking at each section and finish
- .-.- No data available at this section
- NA No data available



Horse/Jockey Name	Prince Akeem
Final Rank	5
Fastest Section Time (Section)	0:08.94 (Overall)
Top Speed [km/h] (Section)	63.9 (600m)
Race State	Finished



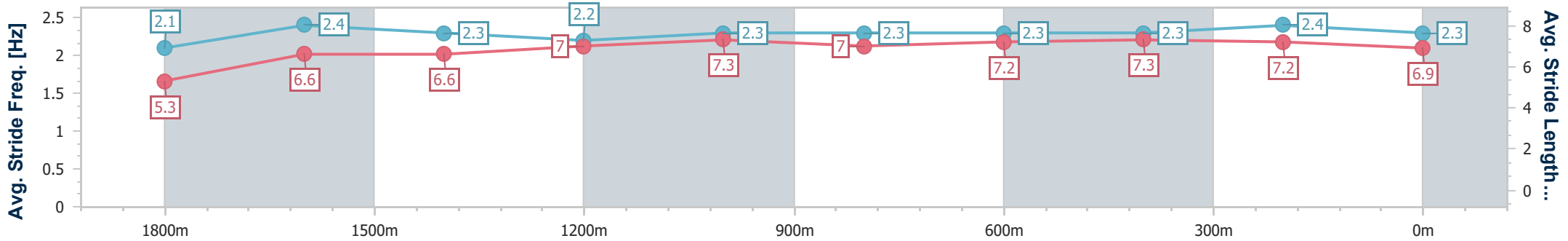
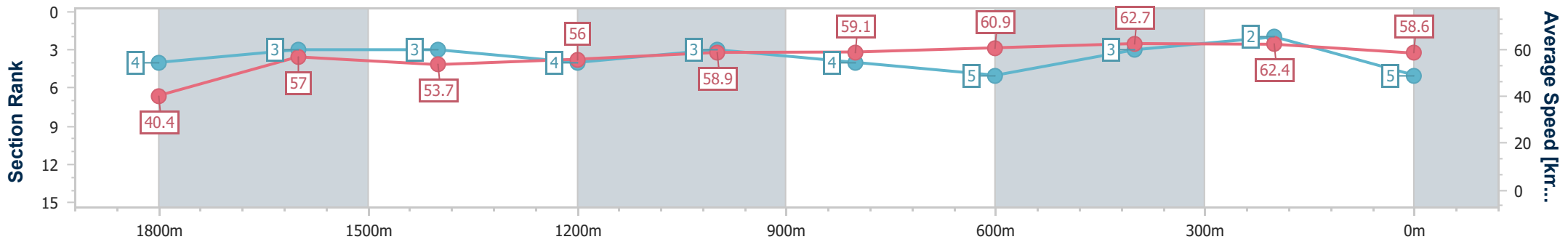
Ladbrokes Cannon Park QLD Professional
Race 5: PRESIDENT'S CUP BENCHMARK 60 Handicap - 1900m



09 September 2023 - 15:22

Track Rating: Soft 5, Weather: Fine, Rail Position: True

Section	Overall	1800m	1600m	1400m	1200m	1000m	800m	600m	400m	200m
Section Times	1:59.22 [5] (0:08.94)	1:50.28 [4] (0:12.68)	1:37.60 [3] (0:13.35)	1:24.25 [3] (0:12.81)	1:11.44 [4] (0:12.14)	0:59.30 [3] (0:12.05)	0:47.25 [4] (0:11.84)	0:35.41 [5] (0:11.55)	0:23.86 [3] (0:11.57)	0:12.29 [2] (0:12.29)
Average Speed [km/h]	40.4	57.0	53.7	56.0	58.9	59.1	60.9	62.7	62.4	58.6
Top Speed [km/h]	59.0	59.9	54.4	58.2	59.5	60.1	63.6	63.9	63.2	60.9
Avg. Dist. to Rail [m]	8.0	1.9	1.8	2.2	1.6	1.5	0.5	0.9	2.8	5.1
Avg. Stride Freq. [Hz]	2.1	2.4	2.3	2.2	2.3	2.3	2.3	2.3	2.4	2.3
Avg. Stride Length [m]	5.3	6.6	6.6	7.0	7.3	7.0	7.2	7.3	7.2	6.9



- [] Ranking at each section and finish
- .-.- No data available at this section
- NA No data available



Horse/Jockey Name	Sarnia
Final Rank	6
Fastest Section Time (Section)	0:09.22 (Overall)
Top Speed [km/h] (Section)	63.7 (600m)
Race State	Finished



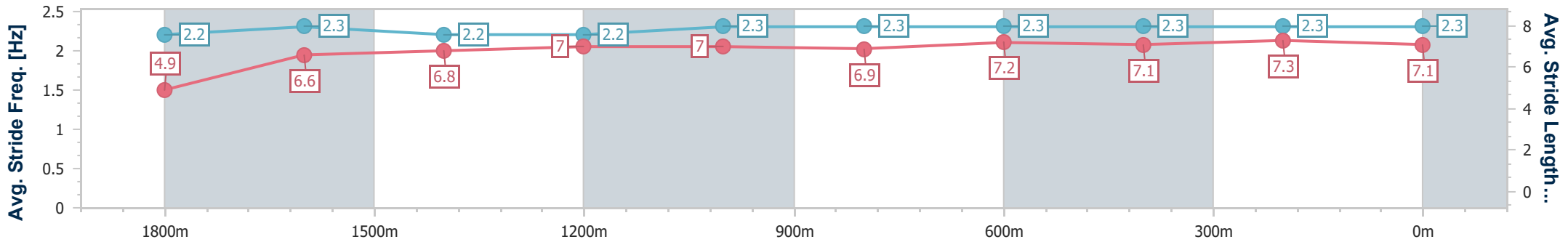
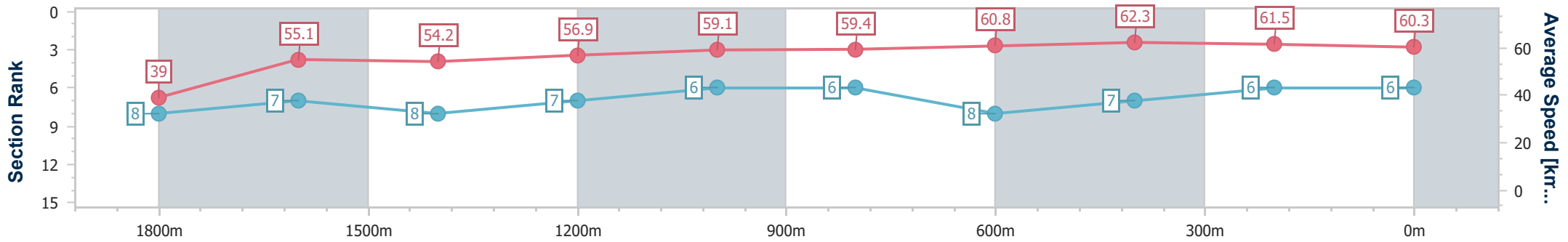
Ladbrokes Cannon Park QLD Professional
Race 5: PRESIDENT'S CUP BENCHMARK 60 Handicap - 1900m



09 September 2023 - 15:22

Track Rating: Soft 5, Weather: Fine, Rail Position: True

Section	Overall	1800m	1600m	1400m	1200m	1000m	800m	600m	400m	200m
Section Times	1:59.38 [6] (0:09.22)	1:50.16 [8] (0:13.04)	1:37.12 [7] (0:13.25)	1:23.87 [8] (0:12.64)	1:11.23 [7] (0:12.08)	0:59.15 [6] (0:11.98)	0:47.17 [6] (0:11.86)	0:35.31 [8] (0:11.59)	0:23.72 [7] (0:11.79)	0:11.93 [6] (0:11.93)
Average Speed [km/h]	39.0	55.1	54.2	56.9	59.1	59.4	60.8	62.3	61.5	60.3
Top Speed [km/h]	56.3	56.3	56.1	58.8	59.8	61.2	62.5	63.7	62.2	61.6
Avg. Dist. to Rail [m]	1.4	0.5	0.9	1.7	1.9	1.5	0.7	0.8	3.1	3.8
Avg. Stride Freq. [Hz]	2.2	2.3	2.2	2.2	2.3	2.3	2.3	2.3	2.3	2.3
Avg. Stride Length [m]	4.9	6.6	6.8	7.0	7.0	6.9	7.2	7.1	7.3	7.1



- [] Ranking at each section and finish
- .-.- No data available at this section
- NA No data available



Horse/Jockey Name	Cetshwayo
Final Rank	7
Fastest Section Time (Section)	0:09.73 (Overall)
Top Speed [km/h] (Section)	63.8 (600m)
Race State	Finished



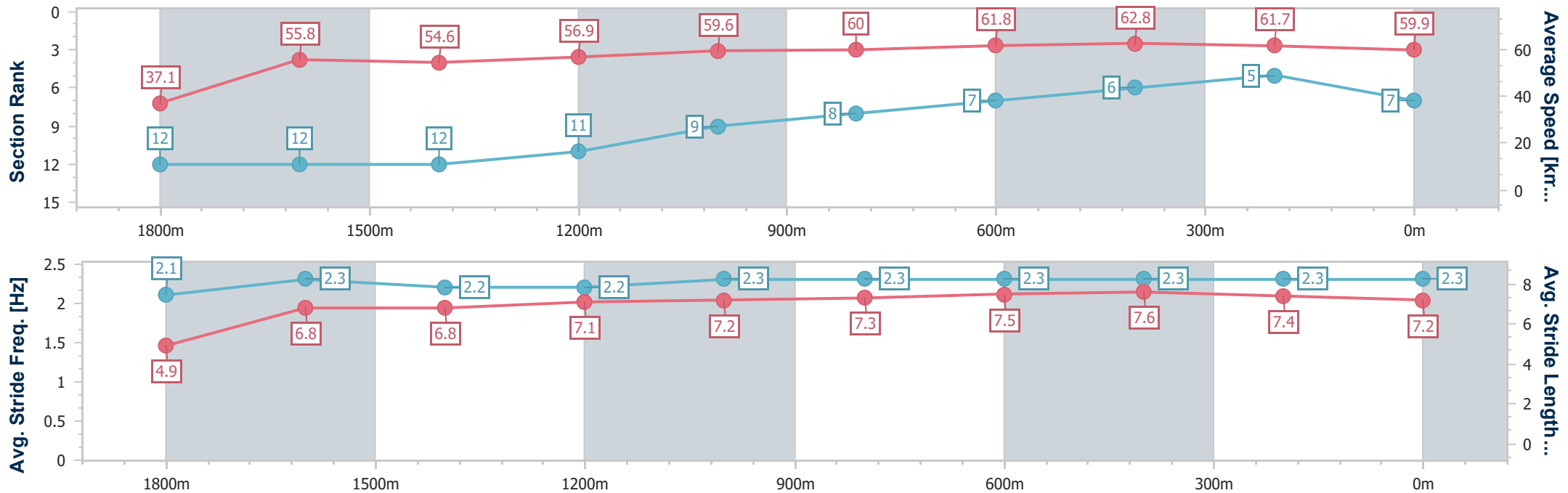
Ladbrokes Cannon Park QLD Professional
Race 5: PRESIDENT'S CUP BENCHMARK 60 Handicap - 1900m



09 September 2023 - 15:22

Track Rating: Soft 5, Weather: Fine, Rail Position: True

Section	Overall	1800m	1600m	1400m	1200m	1000m	800m	600m	400m	200m
Section Times	1:59.44 [7] (0:09.73)	1:49.71 [12] (0:12.97)	1:36.74 [12] (0:13.16)	1:23.58 [12] (0:12.60)	1:10.98 [11] (0:12.02)	0:58.96 [9] (0:11.93)	0:47.03 [8] (0:11.64)	0:35.39 [7] (0:11.59)	0:23.80 [6] (0:11.77)	0:12.03 [5] (0:12.03)
Average Speed [km/h]	37.1	55.8	54.6	56.9	59.6	60.0	61.8	62.8	61.7	59.9
Top Speed [km/h]	56.2	56.7	55.7	59.0	60.0	62.3	63.3	63.8	62.6	61.3
Avg. Dist. to Rail [m]	9.7	1.0	0.8	1.9	1.7	1.3	2.8	2.1	4.7	10.6
Avg. Stride Freq. [Hz]	2.1	2.3	2.2	2.2	2.3	2.3	2.3	2.3	2.3	2.3
Avg. Stride Length [m]	4.9	6.8	6.8	7.1	7.2	7.3	7.5	7.6	7.4	7.2



- [] Ranking at each section and finish
- .-.- No data available at this section
- NA No data available



Horse/Jockey Name	Ready By Design
Final Rank	8
Fastest Section Time (Section)	0:09.49 (Overall)
Top Speed [km/h] (Section)	63.2 (600m)
Race State	Finished



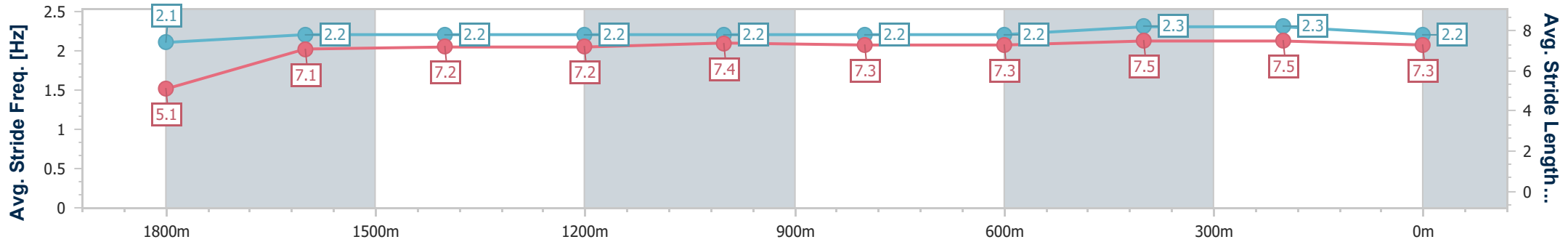
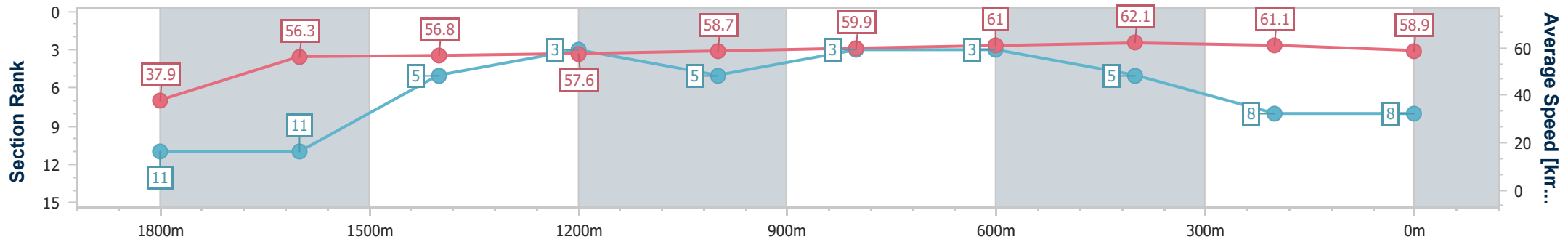
Ladbrokes Cannon Park QLD Professional
Race 5: PRESIDENT'S CUP BENCHMARK 60 Handicap - 1900m



09 September 2023 - 15:22

Track Rating: Soft 5, Weather: Fine, Rail Position: True

Section	Overall	1800m	1600m	1400m	1200m	1000m	800m	600m	400m	200m
Section Times	1:59.86 [8] (0:09.49)	1:50.37 [11] (0:12.97)	1:37.40 [11] (0:12.71)	1:24.69 [5] (0:12.51)	1:12.18 [3] (0:12.26)	0:59.92 [5] (0:12.01)	0:47.91 [3] (0:11.83)	0:36.08 [3] (0:11.84)	0:24.24 [5] (0:11.99)	0:12.25 [8] (0:12.25)
Average Speed [km/h]	37.9	56.3	56.8	57.6	58.7	59.9	61.0	62.1	61.1	58.9
Top Speed [km/h]	56.1	57.2	57.6	58.3	59.9	60.7	62.4	63.2	62.1	60.4
Avg. Dist. to Rail [m]	6.5	2.3	1.5	0.2	0.4	0.8	2.5	3.4	7.6	9.6
Avg. Stride Freq. [Hz]	2.1	2.2	2.2	2.2	2.2	2.2	2.2	2.3	2.3	2.2
Avg. Stride Length [m]	5.1	7.1	7.2	7.2	7.4	7.3	7.3	7.5	7.5	7.3



- [] Ranking at each section and finish
- .-.- No data available at this section
- NA No data available



Horse/Jockey Name	Lets Torque A Deel
Final Rank	9
Fastest Section Time (Section)	0:09.27 (Overall)
Top Speed [km/h] (Section)	65.8 (800m)
Race State	Finished



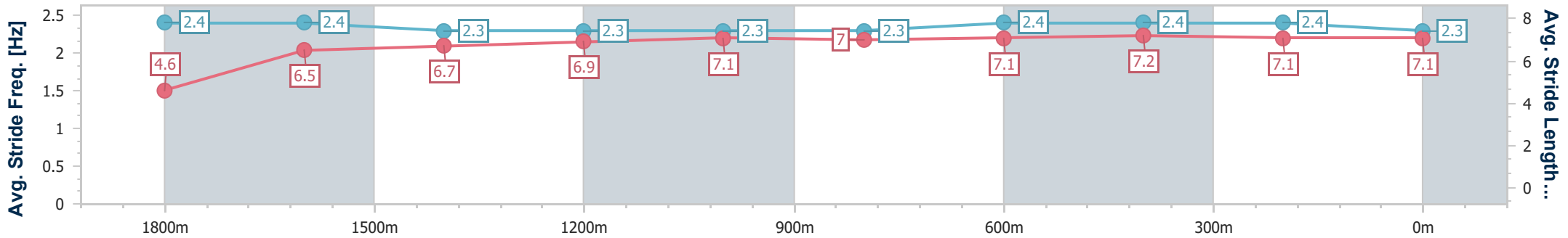
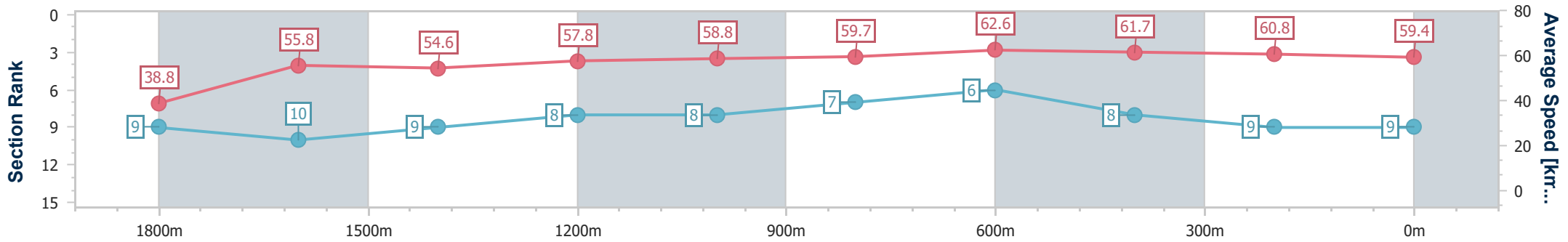
Ladbrokes Cannon Park QLD Professional
Race 5: PRESIDENT'S CUP BENCHMARK 60 Handicap - 1900m



09 September 2023 - 15:22

Track Rating: Soft 5, Weather: Fine, Rail Position: True

Section	Overall	1800m	1600m	1400m	1200m	1000m	800m	600m	400m	200m
Section Times	1:59.98 [9] (0:09.27)	1:50.71 [9] (0:13.13)	1:37.58 [10] (0:13.30)	1:24.28 [9] (0:12.47)	1:11.81 [8] (0:12.20)	0:59.61 [8] (0:11.94)	0:47.67 [7] (0:11.52)	0:36.15 [6] (0:11.97)	0:24.18 [8] (0:12.06)	0:12.12 [9] (0:12.12)
Average Speed [km/h]	38.8	55.8	54.6	57.8	58.8	59.7	62.6	61.7	60.8	59.4
Top Speed [km/h]	57.1	57.2	57.0	58.8	60.4	61.7	65.8	63.4	61.6	60.4
Avg. Dist. to Rail [m]	3.9	2.0	2.5	1.1	0.9	1.6	2.7	3.8	8.4	11.5
Avg. Stride Freq. [Hz]	2.4	2.4	2.3	2.3	2.3	2.3	2.4	2.4	2.4	2.3
Avg. Stride Length [m]	4.6	6.5	6.7	6.9	7.1	7.0	7.1	7.2	7.1	7.1



- [] Ranking at each section and finish
- .-.- No data available at this section
- NA No data available



Horse/Jockey Name	Ma Ma's Rose
Final Rank	10
Fastest Section Time (Section)	0:09.16 (Overall)
Top Speed [km/h] (Section)	62.8 (800m)
Race State	Finished



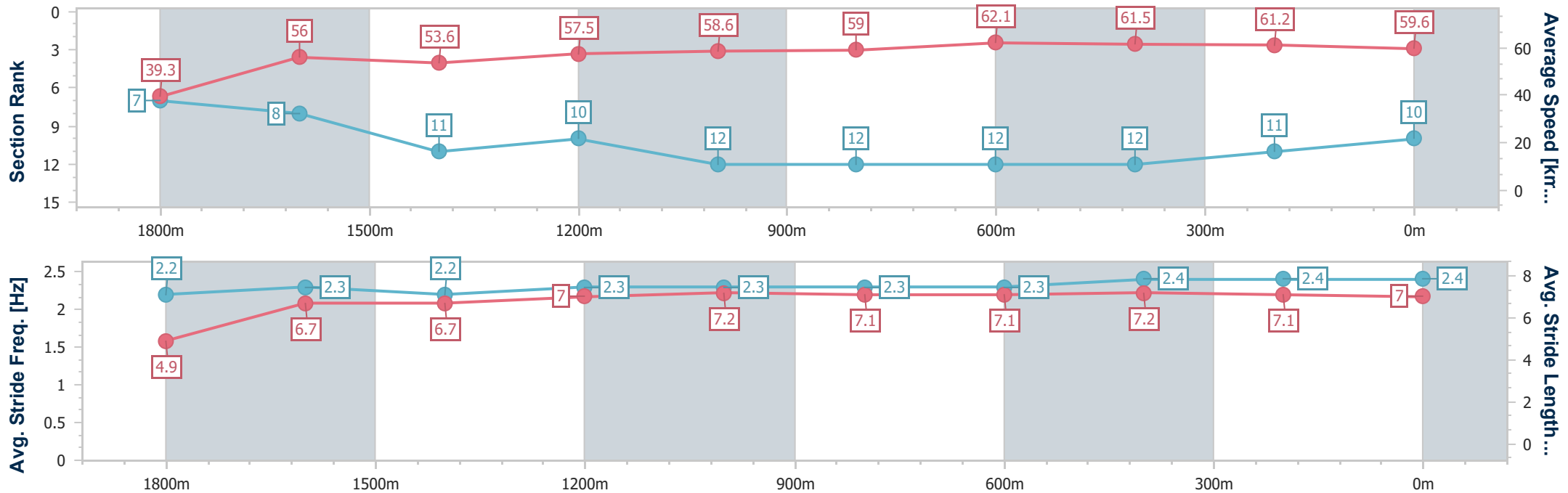
Ladbrokes Cannon Park QLD Professional
Race 5: PRESIDENT'S CUP BENCHMARK 60 Handicap - 1900m



09 September 2023 - 15:22

Track Rating: Soft 5, Weather: Fine, Rail Position: True

Section	Overall	1800m	1600m	1400m	1200m	1000m	800m	600m	400m	200m
Section Times	2:00.20 [10] (0:09.16)	1:51.04 [7] (0:13.17)	1:37.87 [8] (0:13.48)	1:24.39 [11] (0:12.54)	1:11.85 [10] (0:12.30)	0:59.55 [12] (0:12.20)	0:47.35 [12] (0:11.58)	0:35.77 [12] (0:11.78)	0:23.99 [12] (0:11.93)	0:12.06 [11] (0:12.06)
Average Speed [km/h]	39.3	56.0	53.6	57.5	58.6	59.0	62.1	61.5	61.2	59.6
Top Speed [km/h]	56.1	57.0	56.0	58.8	59.9	61.8	62.8	62.8	61.9	61.8
Avg. Dist. to Rail [m]	7.3	3.3	1.9	0.3	0.6	0.7	1.1	1.0	6.6	10.2
Avg. Stride Freq. [Hz]	2.2	2.3	2.2	2.3	2.3	2.3	2.3	2.4	2.4	2.4
Avg. Stride Length [m]	4.9	6.7	6.7	7.0	7.2	7.1	7.1	7.2	7.1	7.0



- [] Ranking at each section and finish
- .-.- No data available at this section
- NA No data available



Horse/Jockey Name	Courting Sara
Final Rank	11
Fastest Section Time (Section)	0:08.92 (Overall)
Top Speed [km/h] (Section)	63.8 (600m)
Race State	Finished



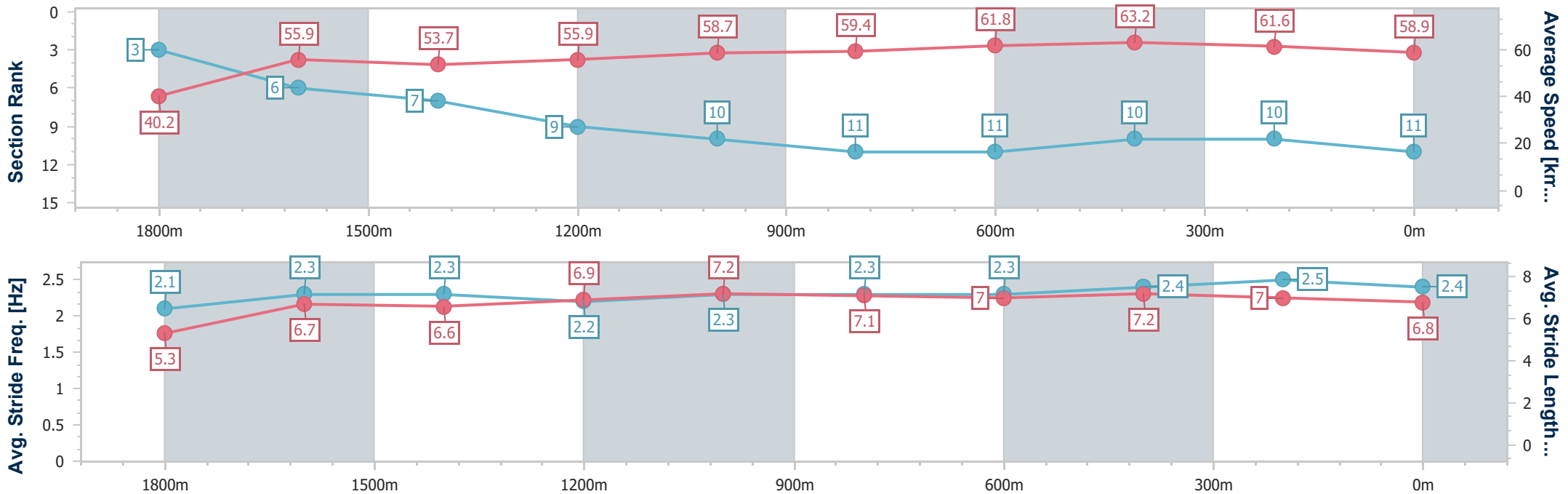
Ladbrokes Cannon Park QLD Professional
Race 5: PRESIDENT'S CUP BENCHMARK 60 Handicap - 1900m



09 September 2023 - 15:22

Track Rating: Soft 5, Weather: Fine, Rail Position: True

Section	Overall	1800m	1600m	1400m	1200m	1000m	800m	600m	400m	200m
Section Times	2:00.22 [11] (0:08.92)	1:51.30 [3] (0:13.06)	1:38.24 [6] (0:13.45)	1:24.79 [7] (0:12.88)	1:11.91 [9] (0:12.25)	0:59.66 [10] (0:12.20)	0:47.46 [11] (0:11.64)	0:35.82 [11] (0:11.62)	0:24.20 [10] (0:11.99)	0:12.21 [10] (0:12.21)
Average Speed [km/h]	40.2	55.9	53.7	55.9	58.7	59.4	61.8	63.2	61.6	58.9
Top Speed [km/h]	55.5	57.0	55.3	56.6	60.2	61.0	63.1	63.8	62.6	61.0
Avg. Dist. to Rail [m]	5.6	2.0	0.3	0.5	0.2	1.1	2.3	3.1	9.7	12.7
Avg. Stride Freq. [Hz]	2.1	2.3	2.3	2.2	2.3	2.3	2.3	2.4	2.5	2.4
Avg. Stride Length [m]	5.3	6.7	6.6	6.9	7.2	7.1	7.0	7.2	7.0	6.8



- [] Ranking at each section and finish
- .-.- No data available at this section
- NA No data available



Horse/Jockey Name	Why Wouldn't You
Final Rank	12
Fastest Section Time (Section)	0:09.00 (Overall)
Top Speed [km/h] (Section)	63.8 (600m)
Race State	Finished



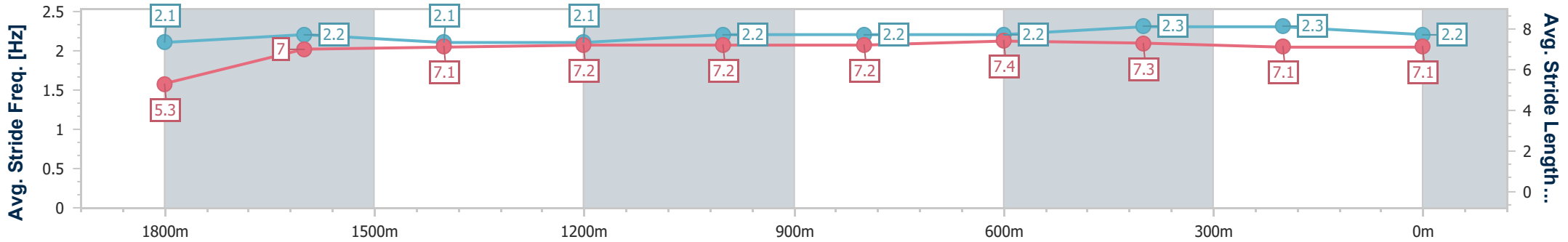
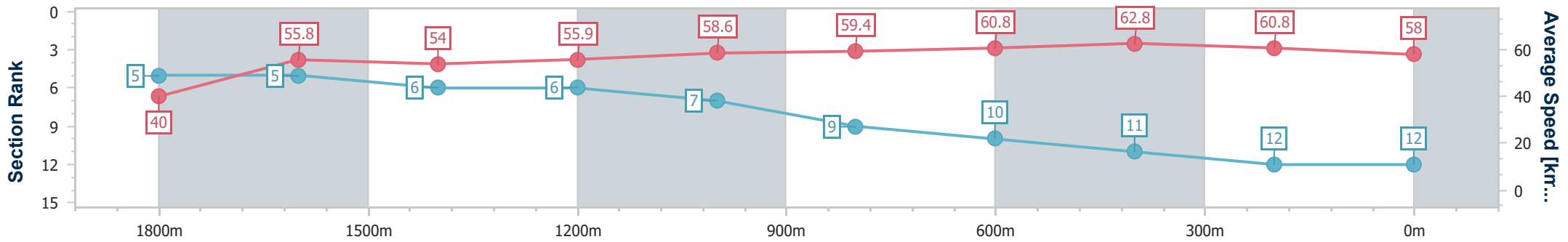
Ladbrokes Cannon Park QLD Professional
Race 5: PRESIDENT'S CUP BENCHMARK 60 Handicap - 1900m



09 September 2023 - 15:22

Track Rating: Soft 5, Weather: Fine, Rail Position: True

Section	Overall	1800m	1600m	1400m	1200m	1000m	800m	600m	400m	200m
Section Times	2:00.59 [12] (0:09.00)	1:51.59 [5] (0:12.94)	1:38.65 [5] (0:13.34)	1:25.31 [6] (0:12.86)	1:12.45 [6] (0:12.23)	1:00.22 [7] (0:12.13)	0:48.09 [9] (0:11.84)	0:36.25 [10] (0:11.73)	0:24.52 [11] (0:12.14)	0:12.38 [12] (0:12.38)
Average Speed [km/h]	40.0	55.8	54.0	55.9	58.6	59.4	60.8	62.8	60.8	58.0
Top Speed [km/h]	56.0	57.0	56.9	57.5	60.2	59.9	62.2	63.8	61.9	59.7
Avg. Dist. to Rail [m]	3.6	1.0	0.7	1.4	0.7	1.0	3.0	3.7	10.2	13.4
Avg. Stride Freq. [Hz]	2.1	2.2	2.1	2.1	2.2	2.2	2.2	2.3	2.3	2.2
Avg. Stride Length [m]	5.3	7.0	7.1	7.2	7.2	7.2	7.4	7.3	7.1	7.1



- [] Ranking at each section and finish
- .-.- No data available at this section
- NA No data available