



# Ladbrokes Cannon Park QLD Professional

## Race 4: BRISBANE RACING CLUB Maiden Plate - 1500m

09 September 2023 - 14:47



Track Rating: Soft 5, Weather: Fine, Rail Position: True

| Section     |                                     | Overall              | 1400m                | 1200m                | 1000m                    | 800m                     | 600m                     | 400m                     | Last 600m                |                          |                          |         |    |
|-------------|-------------------------------------|----------------------|----------------------|----------------------|--------------------------|--------------------------|--------------------------|--------------------------|--------------------------|--------------------------|--------------------------|---------|----|
| Field Times |                                     | 1:30.07<br>(0:07.98) | 1:22.09<br>(0:11.07) | 1:11.02<br>(0:10.68) | 1:00.34<br>(0:11.72)     | 0:48.62<br>(0:11.63)     | 0:36.99<br>(0:11.98)     | 0:25.01<br>(0:12.20)     | 0:36.99                  |                          |                          |         |    |
| Rank        | TAB Horse/Jockey                    | Barrier              | Top Speed [km/h]     | Fastest Section      | Distance Travelled [m]   |                          |                          |                          |                          |                          |                          |         |    |
| 1           | 2 DELANCY<br>Ryan Wiggins           | 8                    | 70.4<br>1400m        | 0:08.17<br>Overall   | 1:30.07 [1]<br>(0:08.17) | 1:21.90 [4]<br>(0:10.88) | 1:11.02 [1]<br>(0:10.68) | 1:00.34 [1]<br>(0:11.72) | 0:48.62 [1]<br>(0:11.63) | 0:36.99 [1]<br>(0:11.98) | 0:25.01 [1]<br>(0:12.20) | 0:36.99 |    |
| 2           | 6 MUMBO BOWLER<br>Rachel Shred      | 4                    | 66.2<br>1200m        | 0:08.28<br>Overall   | 1:30.74 [2]<br>(0:08.28) | 1:22.46 [6]<br>(0:11.28) | 1:11.18 [8]<br>(0:11.07) | 1:00.11 [8]<br>(0:11.66) | 0:48.45 [8]<br>(0:11.56) | 0:36.89 [8]<br>(0:11.93) | 0:24.96 [8]<br>(0:12.37) | 0:36.89 | +1 |
| 3           | 3 DUYFKEN<br>Jason Taylor           | 2                    | 67.8<br>1200m        | 0:08.18<br>Overall   | 1:30.83 [3]<br>(0:08.18) | 1:22.65 [5]<br>(0:11.18) | 1:11.47 [6]<br>(0:10.98) | 1:00.49 [6]<br>(0:11.72) | 0:48.77 [6]<br>(0:11.67) | 0:37.10 [5]<br>(0:11.91) | 0:25.19 [6]<br>(0:12.24) | 0:37.10 | +2 |
| 4           | 9 SPRING'S GIFT<br>Scott Sheargold  | 9                    | 68.1<br>1400m        | 0:08.45<br>Overall   | 1:30.84 [4]<br>(0:08.45) | 1:22.39 [9]<br>(0:11.10) | 1:11.29 [7]<br>(0:11.02) | 1:00.27 [7]<br>(0:11.71) | 0:48.56 [7]<br>(0:11.46) | 0:37.10 [7]<br>(0:11.79) | 0:25.31 [5]<br>(0:12.44) | 0:37.10 | +1 |
| 5           | 8 RISKED IT<br>Pietro Romeo         | 7                    | 68.4<br>1400m        | 0:08.11<br>Overall   | 1:30.86 [5]<br>(0:08.11) | 1:22.75 [3]<br>(0:11.00) | 1:11.75 [4]<br>(0:10.94) | 1:00.81 [4]<br>(0:11.68) | 0:49.13 [3]<br>(0:11.59) | 0:37.54 [3]<br>(0:12.04) | 0:25.50 [3]<br>(0:12.32) | 0:37.54 | +3 |
| 6           | 1 CODY'S BOY<br>Jackson Murphy      | 1                    | 67.8<br>1200m        | 0:07.98<br>Overall   | 1:31.03 [6]<br>(0:07.98) | 1:23.05 [1]<br>(0:11.08) | 1:11.97 [2]<br>(0:10.91) | 1:01.06 [3]<br>(0:11.77) | 0:49.29 [4]<br>(0:11.71) | 0:37.58 [4]<br>(0:11.94) | 0:25.64 [4]<br>(0:12.43) | 0:37.58 | -2 |
| 7           | 10 TRAJIC FRIENDS<br>Lacey Morrison | 6                    | 66.7<br>1200m        | 0:08.09<br>Overall   | 1:31.15 [7]<br>(0:08.09) | 1:23.06 [2]<br>(0:11.25) | 1:11.81 [5]<br>(0:10.98) | 1:00.83 [5]<br>(0:11.69) | 0:49.14 [5]<br>(0:11.72) | 0:37.42 [6]<br>(0:11.92) | 0:25.50 [7]<br>(0:12.34) | 0:37.42 | -2 |
| 8           | 4 GREAT SURVEY<br>Adam Sewell       | 5                    | 66.1<br>1200m        | 0:08.37<br>Overall   | 1:31.20 [8]<br>(0:08.37) | 1:22.83 [8]<br>(0:11.40) | 1:11.43 [9]<br>(0:11.11) | 1:00.32 [9]<br>(0:11.75) | 0:48.57 [9]<br>(0:11.59) | 0:36.98 [9]<br>(0:11.82) | 0:25.16 [9]<br>(0:12.21) | 0:36.98 | -2 |
| 9           | 5 JESKO<br>Carl Spry                | 10                   | 69.9<br>1200m        | 0:08.36<br>Overall   | 1:31.34 [9]<br>(0:08.36) | 1:22.98 [7]<br>(0:10.72) | 1:12.26 [3]<br>(0:10.80) | 1:01.46 [2]<br>(0:11.61) | 0:49.85 [2]<br>(0:11.68) | 0:38.17 [2]<br>(0:12.10) | 0:26.07 [2]<br>(0:12.71) | 0:38.17 | +6 |

Scratched: Croagh Patrick (#11), Ratalouie (#7)

[ ] Ranking at each section and finish  
 -:-:- No data available at this section  
 NA No data available

SCN Saddle cloth number  
 DNF Did not finish  
 DNT Did not track



# Ladbrokes Cannon Park QLD Professional

## Race 4: BRISBANE RACING CLUB Maiden Plate - 1500m

09 September 2023 - 14:47



Track Rating: Soft 5, Weather: Fine, Rail Position: True

| Section     |     |   |         | 200m                 |                    |                          |         | Last 600m |                        |
|-------------|-----|---|---------|----------------------|--------------------|--------------------------|---------|-----------|------------------------|
| Field Times |     |   |         | 0:12.81<br>(0:12.81) |                    |                          |         | 0:36.99   |                        |
| Rank        | TAB | Horse/Jockey                            | Barrier | Top Speed [km/h]     | Fastest Section    | Margin                   |         |           | Distance Travelled [m] |
| 1           | 2   | <b>DELANCY</b><br>Ryan Wiggins          | 8       | 70.4<br>1400m        | 0:08.17<br>Overall | 0:12.81 [1]<br>(0:12.81) | 1:30.07 |           | 0:36.99                |
| 2           | 6   | <b>MUMBO BOWLER</b><br>Rachel Shred     | 4       | 66.2<br>1200m        | 0:08.28<br>Overall | 0:12.59 [8]<br>(0:12.59) | 3.8L    |           | 0:36.89 +1             |
| 3           | 3   | <b>DUYFKEN</b><br>Jason Taylor          | 2       | 67.8<br>1200m        | 0:08.18<br>Overall | 0:12.95 [4]<br>(0:12.95) | 4.3L    |           | 0:37.10 +2             |
| 4           | 9   | <b>SPRING'S GIFT</b><br>Scott Sheargold | 9       | 68.1<br>1400m        | 0:08.45<br>Overall | 0:12.87 [5]<br>(0:12.87) | 4.4L    |           | 0:37.10 +1             |
| 5           | 8   | <b>RISKED IT</b><br>Pietro Romeo        | 7       | 68.4<br>1400m        | 0:08.11<br>Overall | 0:13.18 [2]<br>(0:13.18) | 4.5L    |           | 0:37.54 +3             |
| 6           | 1   | <b>CODY'S BOY</b><br>Jackson Murphy     | 1       | 67.8<br>1200m        | 0:07.98<br>Overall | 0:13.21 [3]<br>(0:13.21) | 5.5L    |           | 0:37.58 -2             |
| 7           | 10  | <b>TRAJIC FRIENDS</b><br>Lacey Morrison | 6       | 66.7<br>1200m        | 0:08.09<br>Overall | 0:13.16 [7]<br>(0:13.16) | 6L      |           | 0:37.42 -2             |
| 8           | 4   | <b>GREAT SURVEY</b><br>Adam Sewell      | 5       | 66.1<br>1200m        | 0:08.37<br>Overall | 0:12.95 [9]<br>(0:12.95) | 6.2L    |           | 0:36.98 -2             |
| 9           | 5   | <b>JESKO</b><br>Carl Spry               | 10      | 69.9<br>1200m        | 0:08.36<br>Overall | 0:13.36 [6]<br>(0:13.36) | 7L      |           | 0:38.17 +6             |

Scratched: Croagh Patrick (#11), Ratalouie (#7)

[ ] Ranking at each section and finish  
 -:-:- No data available at this section  
 NA No data available

SCN Saddle cloth number  
 DNF Did not finish  
 DNT Did not track



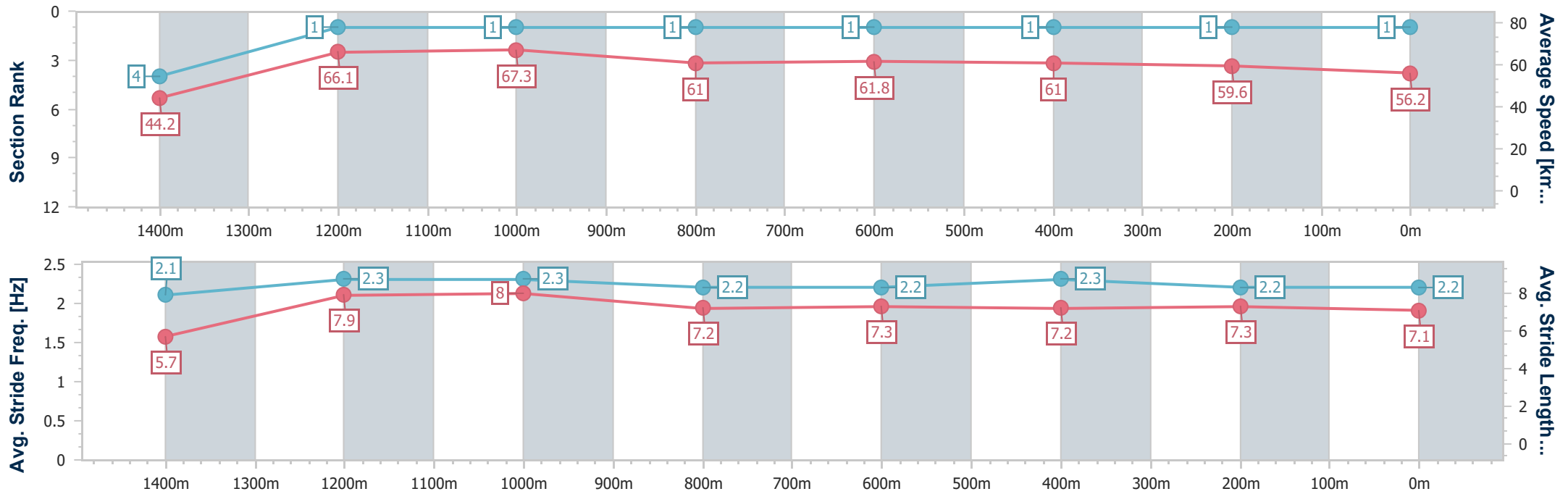
|                                |                   |
|--------------------------------|-------------------|
| Horse/Jockey Name              | Delancy           |
| Final Rank                     | 1                 |
| Fastest Section Time (Section) | 0:08.17 (Overall) |
| Top Speed [km/h] (Section)     | 70.4 (1400m)      |
| Race State                     | Finished          |



Ladbrokes Cannon Park QLD Professional  
 Race 4: BRISBANE RACING CLUB Maiden Plate - 1500m  
 09 September 2023 - 14:47  
 Track Rating: Soft 5, Weather: Fine, Rail Position: True



| Section                | Overall                  | 1400m                    | 1200m                    | 1000m                    | 800m                     | 600m                     | 400m                     | 200m                     |
|------------------------|--------------------------|--------------------------|--------------------------|--------------------------|--------------------------|--------------------------|--------------------------|--------------------------|
| Section Times          | 1:30.07 [1]<br>(0:08.17) | 1:21.90 [4]<br>(0:10.88) | 1:11.02 [1]<br>(0:10.68) | 1:00.34 [1]<br>(0:11.72) | 0:48.62 [1]<br>(0:11.63) | 0:36.99 [1]<br>(0:11.98) | 0:25.01 [1]<br>(0:12.20) | 0:12.81 [1]<br>(0:12.81) |
| Average Speed [km/h]   | 44.2                     | 66.1                     | 67.3                     | 61.0                     | 61.8                     | 61.0                     | 59.6                     | 56.2                     |
| Top Speed [km/h]       | 61.6                     | 70.4                     | 70.4                     | 63.9                     | 62.8                     | 61.6                     | 60.8                     | 58.3                     |
| Avg. Dist. to Rail [m] | 5.7                      | 1.9                      | 1.6                      | 0.8                      | 1.4                      | 2.0                      | 4.3                      | 4.8                      |
| Avg. Stride Freq. [Hz] | 2.1                      | 2.3                      | 2.3                      | 2.2                      | 2.2                      | 2.3                      | 2.2                      | 2.2                      |
| Avg. Stride Length [m] | 5.7                      | 7.9                      | 8.0                      | 7.2                      | 7.3                      | 7.2                      | 7.3                      | 7.1                      |



- [ ] Ranking at each section and finish
- .-.-.- No data available at this section
- NA No data available



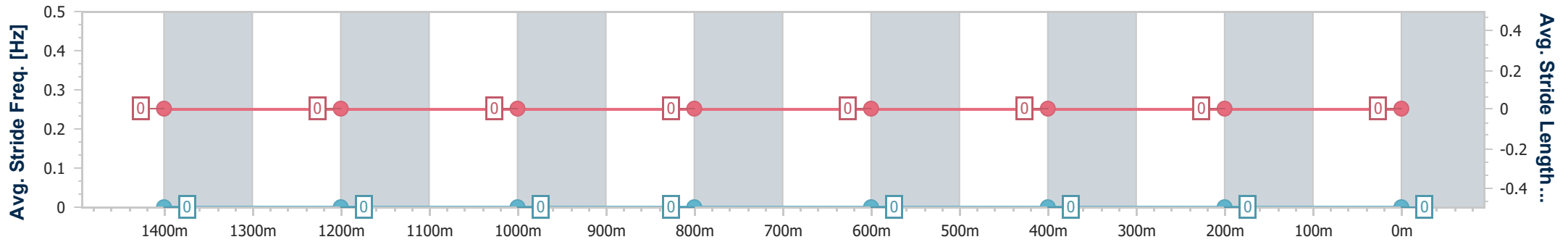
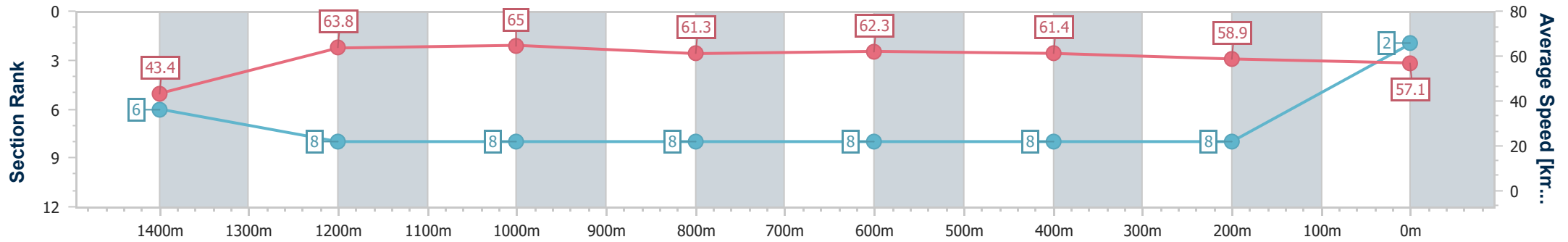
|                                |                   |
|--------------------------------|-------------------|
| Horse/Jockey Name              | Mumbo Bowler      |
| Final Rank                     | 2                 |
| Fastest Section Time (Section) | 0:08.28 (Overall) |
| Top Speed [km/h] (Section)     | 66.2 (1200m)      |
| Race State                     | Finished          |



Ladbrokes Cannon Park QLD Professional  
 Race 4: BRISBANE RACING CLUB Maiden Plate - 1500m  
 09 September 2023 - 14:47  
 Track Rating: Soft 5, Weather: Fine, Rail Position: True



| Section                | Overall                  | 1400m                    | 1200m                    | 1000m                    | 800m                     | 600m                     | 400m                     | 200m                     |
|------------------------|--------------------------|--------------------------|--------------------------|--------------------------|--------------------------|--------------------------|--------------------------|--------------------------|
| Section Times          | 1:30.74 [2]<br>(0:08.28) | 1:22.46 [6]<br>(0:11.28) | 1:11.18 [8]<br>(0:11.07) | 1:00.11 [8]<br>(0:11.66) | 0:48.45 [8]<br>(0:11.56) | 0:36.89 [8]<br>(0:11.93) | 0:24.96 [8]<br>(0:12.37) | 0:12.59 [8]<br>(0:12.59) |
| Average Speed [km/h]   | 43.4                     | 63.8                     | 65.0                     | 61.3                     | 62.3                     | 61.4                     | 58.9                     | 57.1                     |
| Top Speed [km/h]       | 62.1                     | 66.1                     | 66.2                     | 62.9                     | 64.1                     | 64.0                     | 59.8                     | 58.5                     |
| Avg. Dist. to Rail [m] | 2.5                      | 0.7                      | 0.6                      | 1.1                      | 2.4                      | 2.7                      | 6.2                      | 10.5                     |
| Avg. Stride Freq. [Hz] | --                       | --                       | --                       | --                       | --                       | --                       | --                       | --                       |
| Avg. Stride Length [m] | --                       | --                       | --                       | --                       | --                       | --                       | --                       | --                       |



- [ ] Ranking at each section and finish
- No data available at this section
- NA No data available



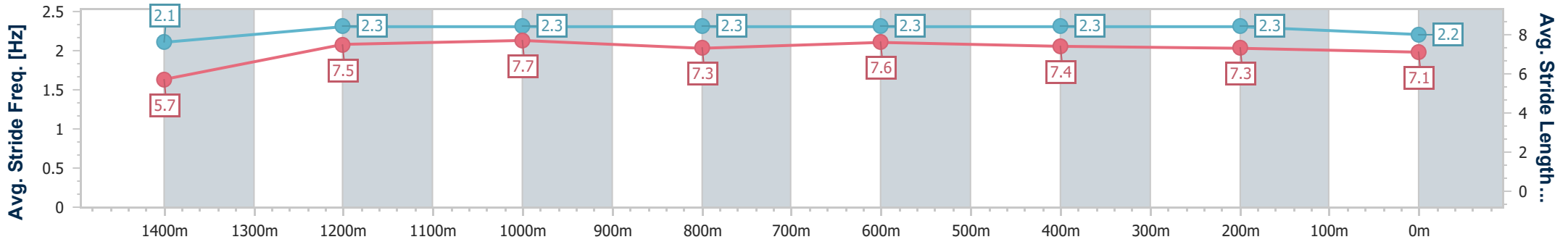
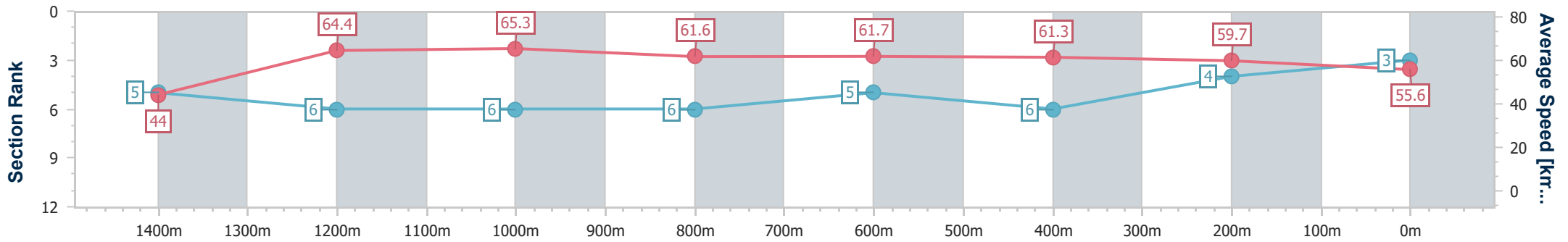
|                                |                   |
|--------------------------------|-------------------|
| Horse/Jockey Name              | Duyfken           |
| Final Rank                     | 3                 |
| Fastest Section Time (Section) | 0:08.18 (Overall) |
| Top Speed [km/h] (Section)     | 67.8 (1200m)      |
| Race State                     | Finished          |



Ladbrokes Cannon Park QLD Professional  
 Race 4: BRISBANE RACING CLUB Maiden Plate - 1500m  
 09 September 2023 - 14:47  
 Track Rating: Soft 5, Weather: Fine, Rail Position: True



| Section                | Overall                  | 1400m                    | 1200m                    | 1000m                    | 800m                     | 600m                     | 400m                     | 200m                     |
|------------------------|--------------------------|--------------------------|--------------------------|--------------------------|--------------------------|--------------------------|--------------------------|--------------------------|
| Section Times          | 1:30.83 [3]<br>(0:08.18) | 1:22.65 [5]<br>(0:11.18) | 1:11.47 [6]<br>(0:10.98) | 1:00.49 [6]<br>(0:11.72) | 0:48.77 [6]<br>(0:11.67) | 0:37.10 [5]<br>(0:11.91) | 0:25.19 [6]<br>(0:12.24) | 0:12.95 [4]<br>(0:12.95) |
| Average Speed [km/h]   | 44.0                     | 64.4                     | 65.3                     | 61.6                     | 61.7                     | 61.3                     | 59.7                     | 55.6                     |
| Top Speed [km/h]       | 60.2                     | 67.5                     | 67.8                     | 63.3                     | 63.1                     | 63.3                     | 61.4                     | 57.9                     |
| Avg. Dist. to Rail [m] | 1.2                      | 1.5                      | 1.1                      | 1.5                      | 2.3                      | 2.3                      | 5.6                      | 6.7                      |
| Avg. Stride Freq. [Hz] | 2.1                      | 2.3                      | 2.3                      | 2.3                      | 2.3                      | 2.3                      | 2.3                      | 2.2                      |
| Avg. Stride Length [m] | 5.7                      | 7.5                      | 7.7                      | 7.3                      | 7.6                      | 7.4                      | 7.3                      | 7.1                      |



- [ ] Ranking at each section and finish
- .-.- No data available at this section
- NA No data available



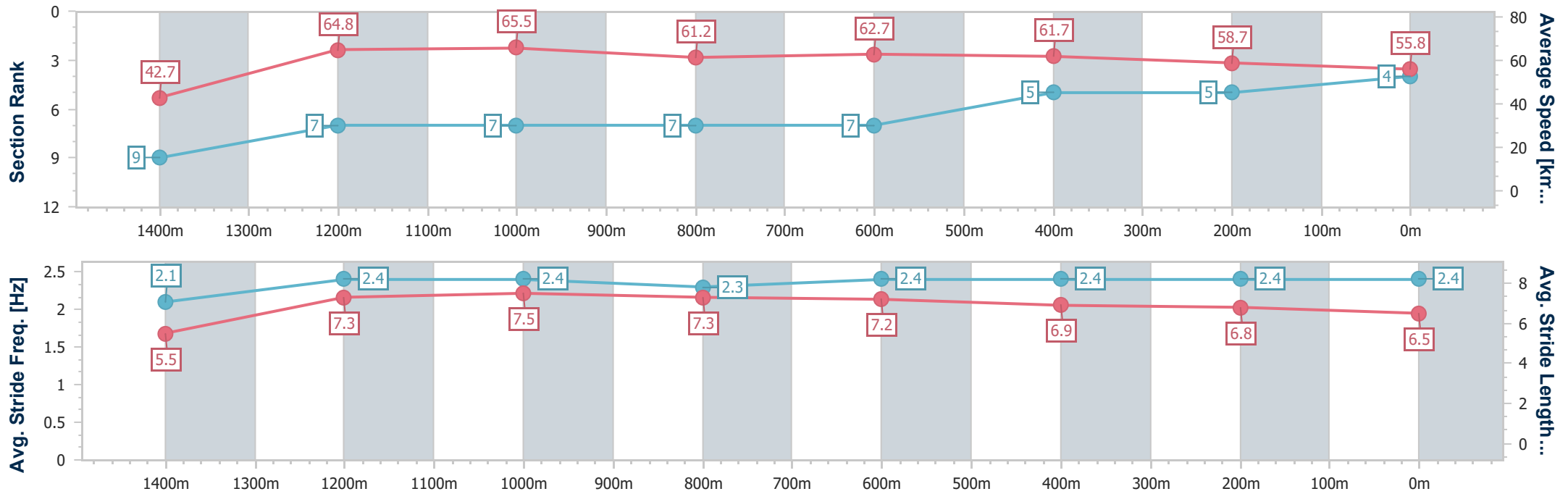
|                                |                   |
|--------------------------------|-------------------|
| Horse/Jockey Name              | Spring's Gift     |
| Final Rank                     | 4                 |
| Fastest Section Time (Section) | 0:08.45 (Overall) |
| Top Speed [km/h] (Section)     | 68.1 (1400m)      |
| Race State                     | Finished          |



Ladbrokes Cannon Park QLD Professional  
 Race 4: BRISBANE RACING CLUB Maiden Plate - 1500m  
 09 September 2023 - 14:47  
 Track Rating: Soft 5, Weather: Fine, Rail Position: True



| Section                | Overall                  | 1400m                    | 1200m                    | 1000m                    | 800m                     | 600m                     | 400m                     | 200m                     |
|------------------------|--------------------------|--------------------------|--------------------------|--------------------------|--------------------------|--------------------------|--------------------------|--------------------------|
| Section Times          | 1:30.84 [4]<br>(0:08.45) | 1:22.39 [9]<br>(0:11.10) | 1:11.29 [7]<br>(0:11.02) | 1:00.27 [7]<br>(0:11.71) | 0:48.56 [7]<br>(0:11.46) | 0:37.10 [7]<br>(0:11.79) | 0:25.31 [5]<br>(0:12.44) | 0:12.87 [5]<br>(0:12.87) |
| Average Speed [km/h]   | 42.7                     | 64.8                     | 65.5                     | 61.2                     | 62.7                     | 61.7                     | 58.7                     | 55.8                     |
| Top Speed [km/h]       | 61.5                     | 68.1                     | 67.7                     | 63.1                     | 63.7                     | 64.4                     | 60.6                     | 58.1                     |
| Avg. Dist. to Rail [m] | 5.8                      | 2.2                      | 1.4                      | 0.7                      | 0.5                      | 1.3                      | 6.9                      | 8.6                      |
| Avg. Stride Freq. [Hz] | 2.1                      | 2.4                      | 2.4                      | 2.3                      | 2.4                      | 2.4                      | 2.4                      | 2.4                      |
| Avg. Stride Length [m] | 5.5                      | 7.3                      | 7.5                      | 7.3                      | 7.2                      | 6.9                      | 6.8                      | 6.5                      |



- [ ] Ranking at each section and finish
- .-.- No data available at this section
- NA No data available



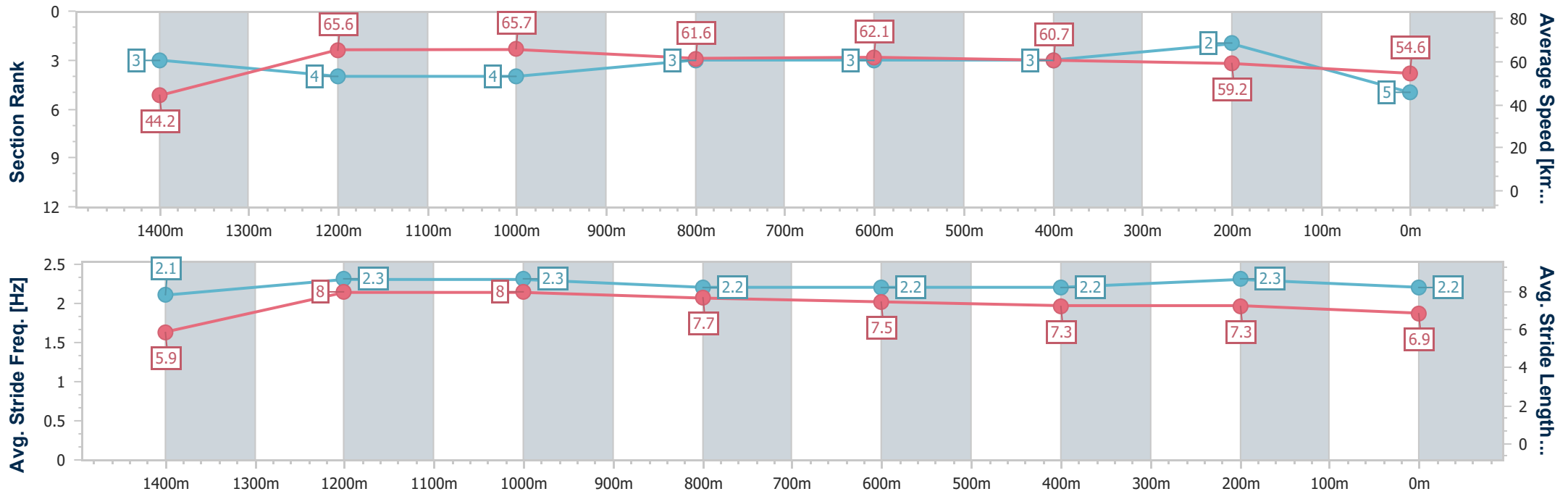
|                                |                   |
|--------------------------------|-------------------|
| Horse/Jockey Name              | Risked It         |
| Final Rank                     | 5                 |
| Fastest Section Time (Section) | 0:08.11 (Overall) |
| Top Speed [km/h] (Section)     | 68.4 (1400m)      |
| Race State                     | Finished          |



Ladbrokes Cannon Park QLD Professional  
 Race 4: BRISBANE RACING CLUB Maiden Plate - 1500m  
 09 September 2023 - 14:47  
 Track Rating: Soft 5, Weather: Fine, Rail Position: True



| Section                | Overall                  | 1400m                    | 1200m                    | 1000m                    | 800m                     | 600m                     | 400m                     | 200m                     |
|------------------------|--------------------------|--------------------------|--------------------------|--------------------------|--------------------------|--------------------------|--------------------------|--------------------------|
| Section Times          | 1:30.86 [5]<br>(0:08.11) | 1:22.75 [3]<br>(0:11.00) | 1:11.75 [4]<br>(0:10.94) | 1:00.81 [4]<br>(0:11.68) | 0:49.13 [3]<br>(0:11.59) | 0:37.54 [3]<br>(0:12.04) | 0:25.50 [3]<br>(0:12.32) | 0:13.18 [2]<br>(0:13.18) |
| Average Speed [km/h]   | 44.2                     | 65.6                     | 65.7                     | 61.6                     | 62.1                     | 60.7                     | 59.2                     | 54.6                     |
| Top Speed [km/h]       | 60.5                     | 68.4                     | 68.1                     | 63.9                     | 63.3                     | 61.9                     | 60.2                     | 57.2                     |
| Avg. Dist. to Rail [m] | 4.2                      | 0.8                      | 0.3                      | 0.7                      | 2.3                      | 2.5                      | 5.7                      | 7.7                      |
| Avg. Stride Freq. [Hz] | 2.1                      | 2.3                      | 2.3                      | 2.2                      | 2.2                      | 2.2                      | 2.3                      | 2.2                      |
| Avg. Stride Length [m] | 5.9                      | 8.0                      | 8.0                      | 7.7                      | 7.5                      | 7.3                      | 7.3                      | 6.9                      |



- [ ] Ranking at each section and finish
- .-.-.- No data available at this section
- NA No data available



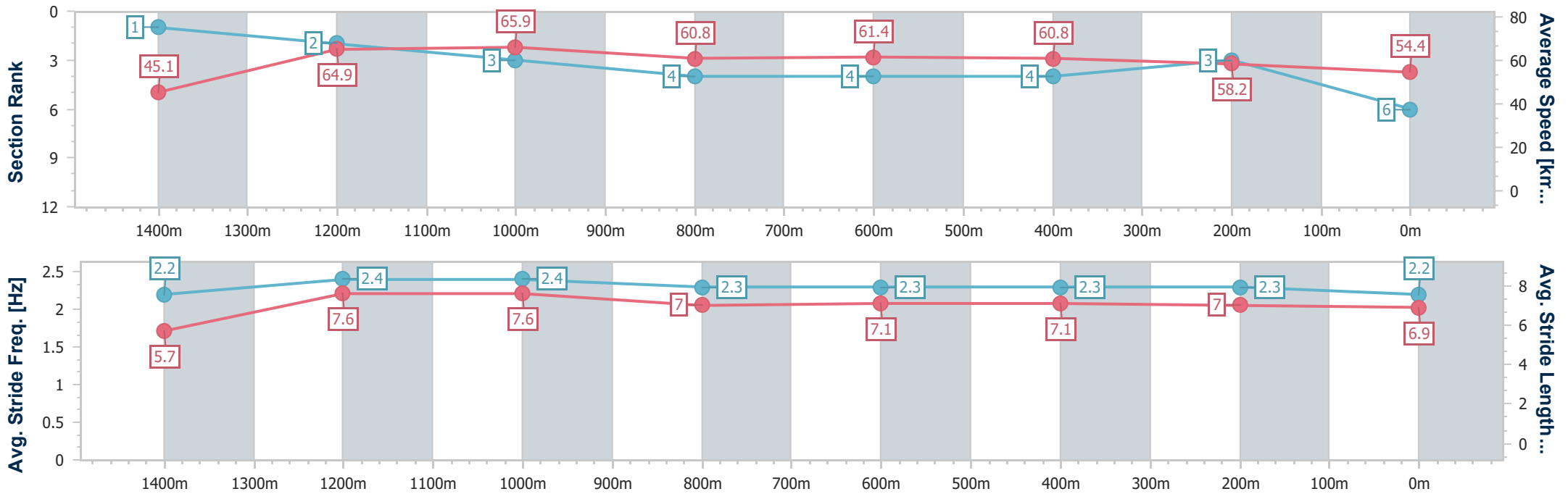
|                                |                   |
|--------------------------------|-------------------|
| Horse/Jockey Name              | Cody's Boy        |
| Final Rank                     | 6                 |
| Fastest Section Time (Section) | 0:07.98 (Overall) |
| Top Speed [km/h] (Section)     | 67.8 (1200m)      |
| Race State                     | Finished          |



Ladbrokes Cannon Park QLD Professional  
 Race 4: BRISBANE RACING CLUB Maiden Plate - 1500m  
 09 September 2023 - 14:47  
 Track Rating: Soft 5, Weather: Fine, Rail Position: True



| Section                | Overall                  | 1400m                    | 1200m                    | 1000m                    | 800m                     | 600m                     | 400m                     | 200m                     |
|------------------------|--------------------------|--------------------------|--------------------------|--------------------------|--------------------------|--------------------------|--------------------------|--------------------------|
| Section Times          | 1:31.03 [6]<br>(0:07.98) | 1:23.05 [1]<br>(0:11.08) | 1:11.97 [2]<br>(0:10.91) | 1:01.06 [3]<br>(0:11.77) | 0:49.29 [4]<br>(0:11.71) | 0:37.58 [4]<br>(0:11.94) | 0:25.64 [4]<br>(0:12.43) | 0:13.21 [3]<br>(0:13.21) |
| Average Speed [km/h]   | 45.1                     | 64.9                     | 65.9                     | 60.8                     | 61.4                     | 60.8                     | 58.2                     | 54.4                     |
| Top Speed [km/h]       | 60.9                     | 67.2                     | 67.8                     | 62.9                     | 62.1                     | 62.2                     | 58.8                     | 57.3                     |
| Avg. Dist. to Rail [m] | 0.7                      | 1.1                      | 0.9                      | 0.9                      | 0.9                      | 1.4                      | 2.8                      | 4.5                      |
| Avg. Stride Freq. [Hz] | 2.2                      | 2.4                      | 2.4                      | 2.3                      | 2.3                      | 2.3                      | 2.3                      | 2.2                      |
| Avg. Stride Length [m] | 5.7                      | 7.6                      | 7.6                      | 7.0                      | 7.1                      | 7.1                      | 7.0                      | 6.9                      |



- [ ] Ranking at each section and finish
- .-.- No data available at this section
- NA No data available





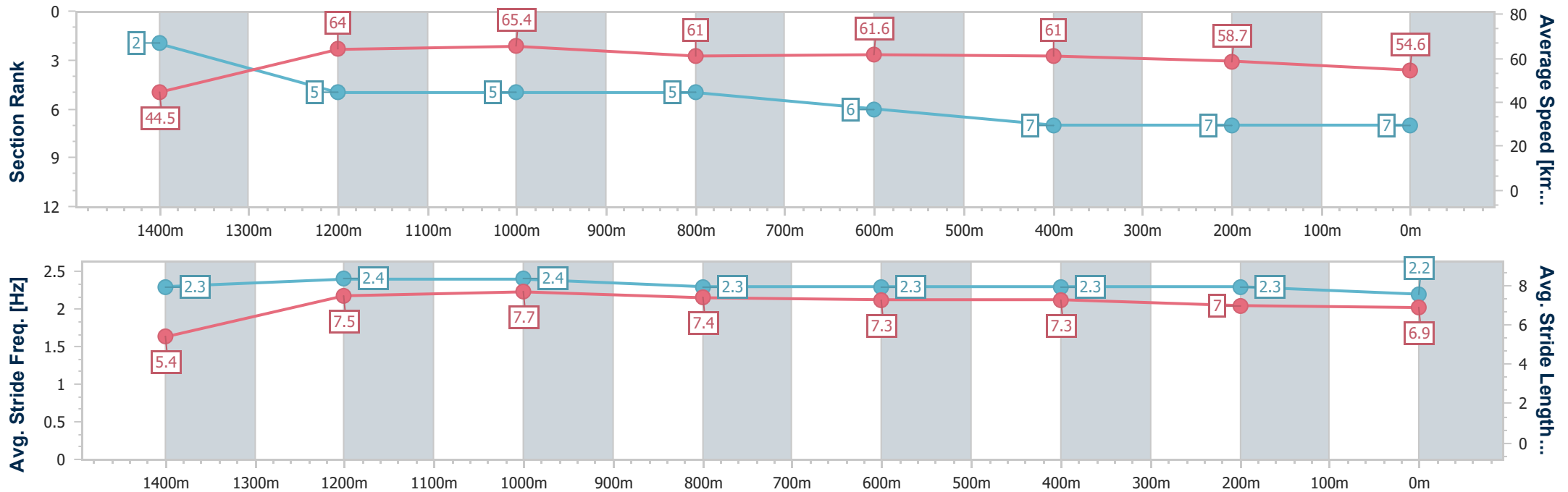
|                                |                   |
|--------------------------------|-------------------|
| Horse/Jockey Name              | Trajic Friends    |
| Final Rank                     | 7                 |
| Fastest Section Time (Section) | 0:08.09 (Overall) |
| Top Speed [km/h] (Section)     | 66.7 (1200m)      |
| Race State                     | Finished          |



Ladbrokes Cannon Park QLD Professional  
 Race 4: BRISBANE RACING CLUB Maiden Plate - 1500m  
 09 September 2023 - 14:47  
 Track Rating: Soft 5, Weather: Fine, Rail Position: True



| Section                | Overall                  | 1400m                    | 1200m                    | 1000m                    | 800m                     | 600m                     | 400m                     | 200m                     |
|------------------------|--------------------------|--------------------------|--------------------------|--------------------------|--------------------------|--------------------------|--------------------------|--------------------------|
| Section Times          | 1:31.15 [7]<br>(0:08.09) | 1:23.06 [2]<br>(0:11.25) | 1:11.81 [5]<br>(0:10.98) | 1:00.83 [5]<br>(0:11.69) | 0:49.14 [5]<br>(0:11.72) | 0:37.42 [6]<br>(0:11.92) | 0:25.50 [7]<br>(0:12.34) | 0:13.16 [7]<br>(0:13.16) |
| Average Speed [km/h]   | 44.5                     | 64.0                     | 65.4                     | 61.0                     | 61.6                     | 61.0                     | 58.7                     | 54.6                     |
| Top Speed [km/h]       | 60.3                     | 65.8                     | 66.7                     | 63.7                     | 64.5                     | 65.2                     | 59.7                     | 57.2                     |
| Avg. Dist. to Rail [m] | 3.2                      | 0.8                      | 0.5                      | 1.2                      | 0.3                      | 1.3                      | 4.5                      | 6.9                      |
| Avg. Stride Freq. [Hz] | 2.3                      | 2.4                      | 2.4                      | 2.3                      | 2.3                      | 2.3                      | 2.3                      | 2.2                      |
| Avg. Stride Length [m] | 5.4                      | 7.5                      | 7.7                      | 7.4                      | 7.3                      | 7.3                      | 7.0                      | 6.9                      |



- [ ] Ranking at each section and finish
- .-.- No data available at this section
- NA No data available



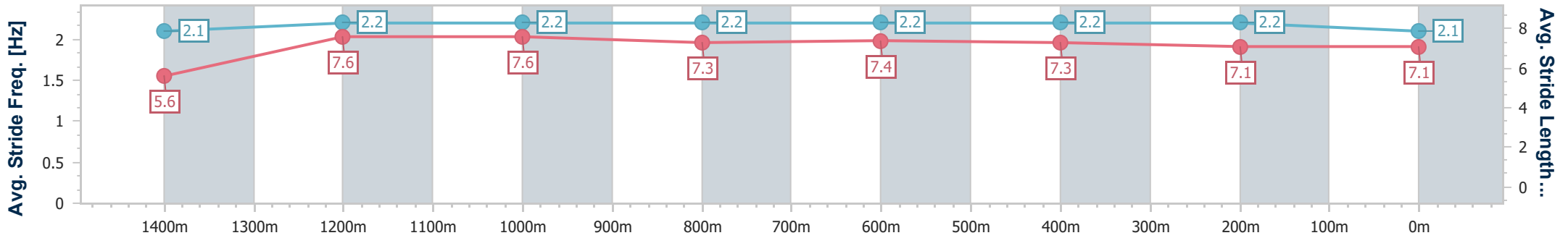
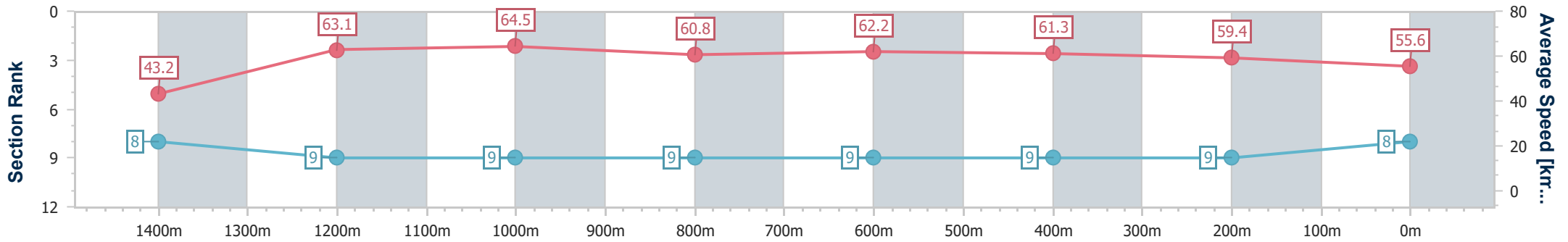
|                                |                   |
|--------------------------------|-------------------|
| Horse/Jockey Name              | Great Survey      |
| Final Rank                     | 8                 |
| Fastest Section Time (Section) | 0:08.37 (Overall) |
| Top Speed [km/h] (Section)     | 66.1 (1200m)      |
| Race State                     | Finished          |



Ladbrokes Cannon Park QLD Professional  
 Race 4: BRISBANE RACING CLUB Maiden Plate - 1500m  
 09 September 2023 - 14:47  
 Track Rating: Soft 5, Weather: Fine, Rail Position: True



| Section                | Overall                  | 1400m                    | 1200m                    | 1000m                    | 800m                     | 600m                     | 400m                     | 200m                     |
|------------------------|--------------------------|--------------------------|--------------------------|--------------------------|--------------------------|--------------------------|--------------------------|--------------------------|
| Section Times          | 1:31.20 [8]<br>(0:08.37) | 1:22.83 [8]<br>(0:11.40) | 1:11.43 [9]<br>(0:11.11) | 1:00.32 [9]<br>(0:11.75) | 0:48.57 [9]<br>(0:11.59) | 0:36.98 [9]<br>(0:11.82) | 0:25.16 [9]<br>(0:12.21) | 0:12.95 [9]<br>(0:12.95) |
| Average Speed [km/h]   | 43.2                     | 63.1                     | 64.5                     | 60.8                     | 62.2                     | 61.3                     | 59.4                     | 55.6                     |
| Top Speed [km/h]       | 60.0                     | 66.0                     | 66.1                     | 62.8                     | 63.8                     | 63.5                     | 59.9                     | 58.4                     |
| Avg. Dist. to Rail [m] | 3.4                      | 0.6                      | 0.9                      | 1.2                      | 1.2                      | 1.3                      | 3.3                      | 5.0                      |
| Avg. Stride Freq. [Hz] | 2.1                      | 2.2                      | 2.2                      | 2.2                      | 2.2                      | 2.2                      | 2.2                      | 2.1                      |
| Avg. Stride Length [m] | 5.6                      | 7.6                      | 7.6                      | 7.3                      | 7.4                      | 7.3                      | 7.1                      | 7.1                      |



- [ ] Ranking at each section and finish
- .-.- No data available at this section
- NA No data available



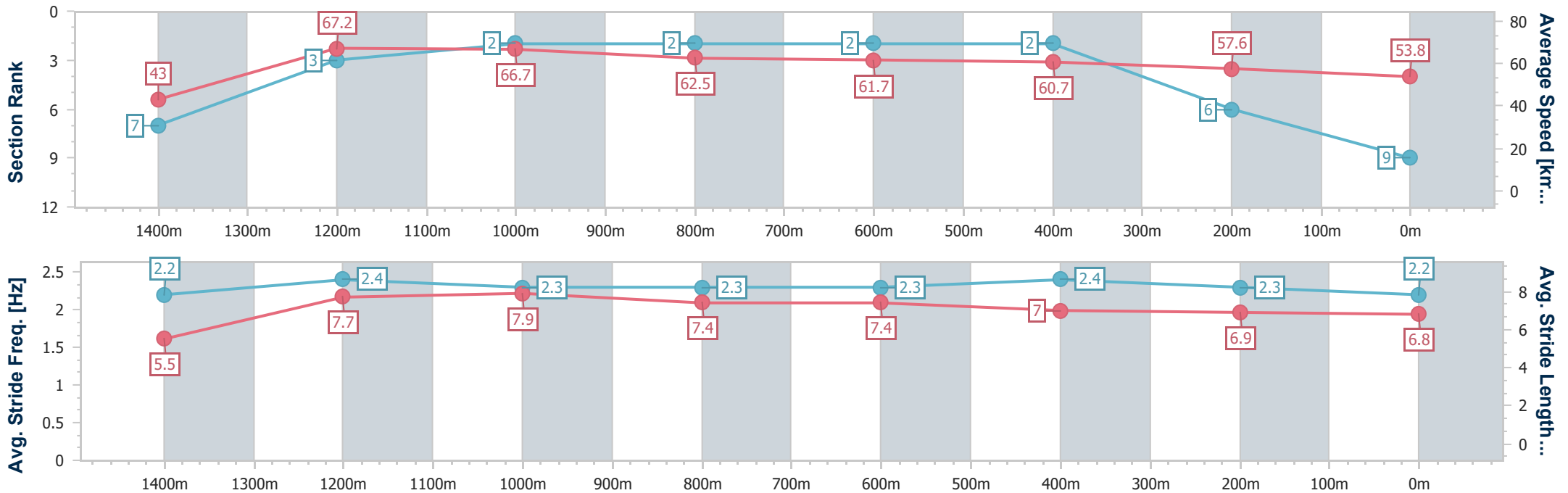
|                                |                   |
|--------------------------------|-------------------|
| Horse/Jockey Name              | Jesko             |
| Final Rank                     | 9                 |
| Fastest Section Time (Section) | 0:08.36 (Overall) |
| Top Speed [km/h] (Section)     | 69.9 (1200m)      |
| Race State                     | Finished          |



Ladbrokes Cannon Park QLD Professional  
 Race 4: BRISBANE RACING CLUB Maiden Plate - 1500m  
 09 September 2023 - 14:47  
 Track Rating: Soft 5, Weather: Fine, Rail Position: True



| Section                | Overall                  | 1400m                    | 1200m                    | 1000m                    | 800m                     | 600m                     | 400m                     | 200m                     |
|------------------------|--------------------------|--------------------------|--------------------------|--------------------------|--------------------------|--------------------------|--------------------------|--------------------------|
| Section Times          | 1:31.34 [9]<br>(0:08.36) | 1:22.98 [7]<br>(0:10.72) | 1:12.26 [3]<br>(0:10.80) | 1:01.46 [2]<br>(0:11.61) | 0:49.85 [2]<br>(0:11.68) | 0:38.17 [2]<br>(0:12.10) | 0:26.07 [2]<br>(0:12.71) | 0:13.36 [6]<br>(0:13.36) |
| Average Speed [km/h]   | 43.0                     | 67.2                     | 66.7                     | 62.5                     | 61.7                     | 60.7                     | 57.6                     | 53.8                     |
| Top Speed [km/h]       | 60.9                     | 69.5                     | 69.9                     | 64.0                     | 62.7                     | 61.9                     | 59.1                     | 55.0                     |
| Avg. Dist. to Rail [m] | 8.0                      | 4.0                      | 1.6                      | 1.4                      | 3.0                      | 3.3                      | 6.9                      | 9.2                      |
| Avg. Stride Freq. [Hz] | 2.2                      | 2.4                      | 2.3                      | 2.3                      | 2.3                      | 2.4                      | 2.3                      | 2.2                      |
| Avg. Stride Length [m] | 5.5                      | 7.7                      | 7.9                      | 7.4                      | 7.4                      | 7.0                      | 6.9                      | 6.8                      |



- [ ] Ranking at each section and finish
- .-.- No data available at this section
- NA No data available