



Ladbrokes Cannon Park QLD Professional

Race 3: NORWELD QTIS Three-Year-Old Handicap - 1250m

09 September 2023 - 14:14



Track Rating: Soft 5, Weather: Fine, Rail Position: True

Section		Overall	1000m	800m	600m	400m	200m	Last 600m					
Field Times		1:13.79 (0:16.01)	0:57.78 (0:10.71)	0:47.07 (0:11.10)	0:35.97 (0:11.72)	0:24.25 (0:12.04)	0:12.21 (0:12.21)	0:35.97					
Rank	TAB Horse/Jockey	Barrier	Top Speed [km/h]	Fastest Section							Margin	Distance Travelled [m]	
1	4 BETTA AL Lacey Morrison	8	66.6	0:10.79	1:13.79 [1] (0:16.76)	0:57.03 [5] (0:10.79)	0:46.24 [4] (0:11.00)	0:35.24 [3] (0:11.14)	0:24.10 [3] (0:11.89)	0:12.21 [1] (0:12.21)	1:13.79	0:35.24	
2	6 TANOSHI Chris Whiteley	2	67.3	0:10.79	1:15.22 [2] (0:16.01)	0:59.21 [1] (0:10.79)	0:48.42 [2] (0:11.06)	0:37.36 [2] (0:11.70)	0:25.66 [2] (0:12.13)	0:13.53 [2] (0:13.53)	8.3L	0:37.36	+4
3	8 MISHANI EAGLE Nathan Thomas	1	66.3	0:10.97	1:15.25 [3] (0:16.46)	0:58.79 [3] (0:10.97)	0:47.82 [3] (0:11.17)	0:36.65 [4] (0:11.55)	0:25.10 [4] (0:12.19)	0:12.91 [4] (0:12.91)	8.4L	0:36.65	+1
4	1 NAZORIAN Ryan Wiggins	7	69.9	0:10.68	1:15.87 [4] (0:16.04)	0:59.83 [2] (0:10.68)	0:49.15 [1] (0:11.10)	0:38.05 [1] (0:11.72)	0:26.33 [1] (0:12.46)	0:13.87 [3] (0:13.87)	11.9L	0:38.05	+9
5	3 TURN BIRD Jason Taylor	4	66.5	0:11.10	1:16.30 [5] (0:16.46)	0:59.84 [3] (0:11.10)	0:48.74 [5] (0:11.40)	0:37.34 [5] (0:11.64)	0:25.70 [5] (0:12.30)	0:13.40 [5] (0:13.40)	14.4L	0:37.34	+3

Scratched: Floral Code (#2), Yellowstone Beth (#5), Just Jonesy (#7)



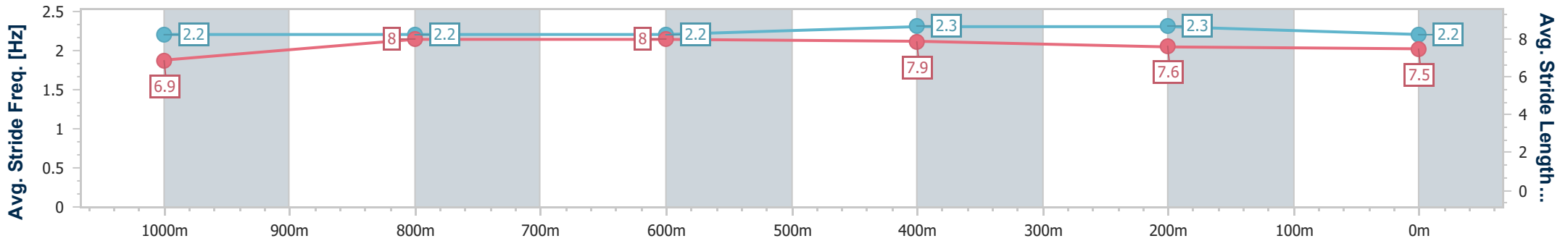
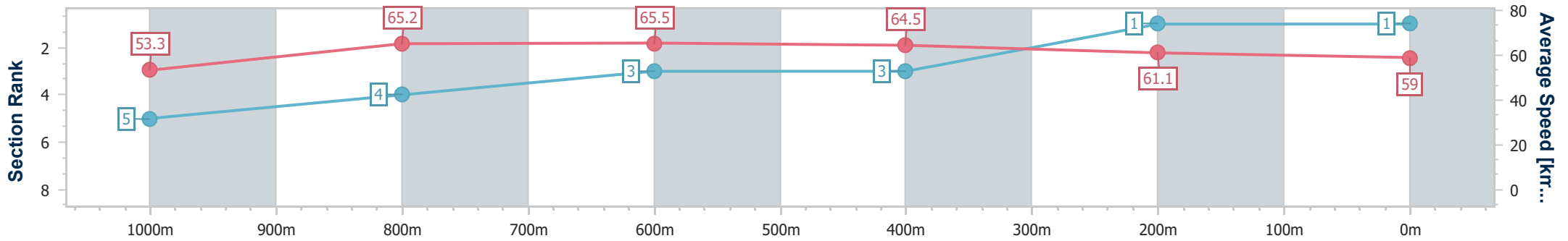
Horse/Jockey Name	Betta AI
Final Rank	1
Fastest Section Time (Section)	0:10.79 (1000m)
Top Speed [km/h] (Section)	66.6 (Overall)
Race State	Finished



Ladbrokes Cannon Park QLD Professional
 Race 3: NORWELD QTIS Three-Year-Old Handicap - 1250m
 09 September 2023 - 14:14
 Track Rating: Soft 5, Weather: Fine, Rail Position: True



Section	Overall	1000m	800m	600m	400m	200m
Section Times	1:13.79 [1] (0:16.76)	0:57.03 [5] (0:10.79)	0:46.24 [4] (0:11.00)	0:35.24 [3] (0:11.14)	0:24.10 [3] (0:11.89)	0:12.21 [1] (0:12.21)
Average Speed [km/h]	53.3	65.2	65.5	64.5	61.1	59.0
Top Speed [km/h]	66.6	66.2	66.2	66.1	62.9	60.9
Avg. Dist. to Rail [m]	2.6	3.2	1.5	0.4	3.9	2.9
Avg. Stride Freq. [Hz]	2.2	2.2	2.2	2.3	2.3	2.2
Avg. Stride Length [m]	6.9	8.0	8.0	7.9	7.6	7.5



- [] Ranking at each section and finish
- .-.- No data available at this section
- NA No data available



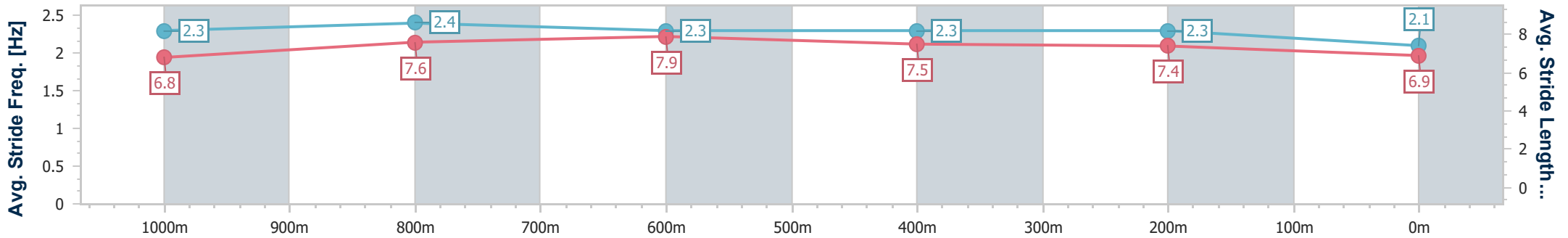
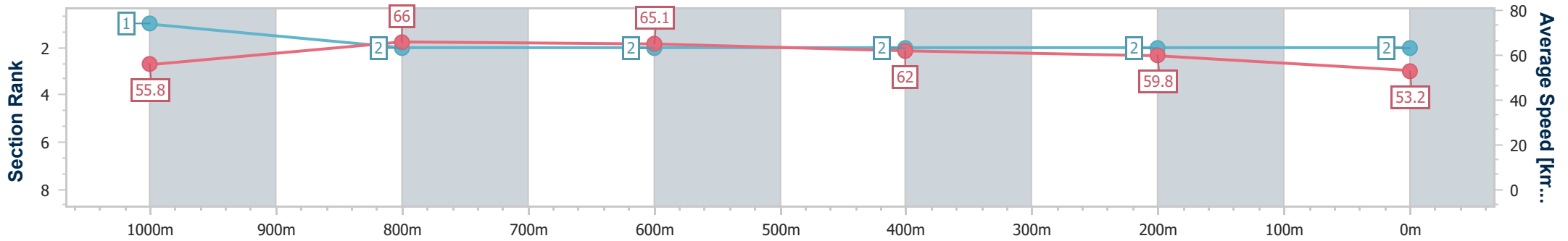
Horse/Jockey Name	Tanoshi
Final Rank	2
Fastest Section Time (Section)	0:10.79 (1000m)
Top Speed [km/h] (Section)	67.3 (Overall)
Race State	Finished



Ladbrokes Cannon Park QLD Professional
 Race 3: NORWELD QTIS Three-Year-Old Handicap - 1250m
 09 September 2023 - 14:14
 Track Rating: Soft 5, Weather: Fine, Rail Position: True



Section	Overall	1000m	800m	600m	400m	200m
Section Times	1:15.22 [2] (0:16.01)	0:59.21 [1] (0:10.79)	0:48.42 [2] (0:11.06)	0:37.36 [2] (0:11.70)	0:25.66 [2] (0:12.13)	0:13.53 [2] (0:13.53)
Average Speed [km/h]	55.8	66.0	65.1	62.0	59.8	53.2
Top Speed [km/h]	67.3	66.9	66.9	65.4	60.5	58.3
Avg. Dist. to Rail [m]	1.8	1.4	0.3	1.1	3.3	3.0
Avg. Stride Freq. [Hz]	2.3	2.4	2.3	2.3	2.3	2.1
Avg. Stride Length [m]	6.8	7.6	7.9	7.5	7.4	6.9



- [] Ranking at each section and finish
- .-.- No data available at this section
- NA No data available



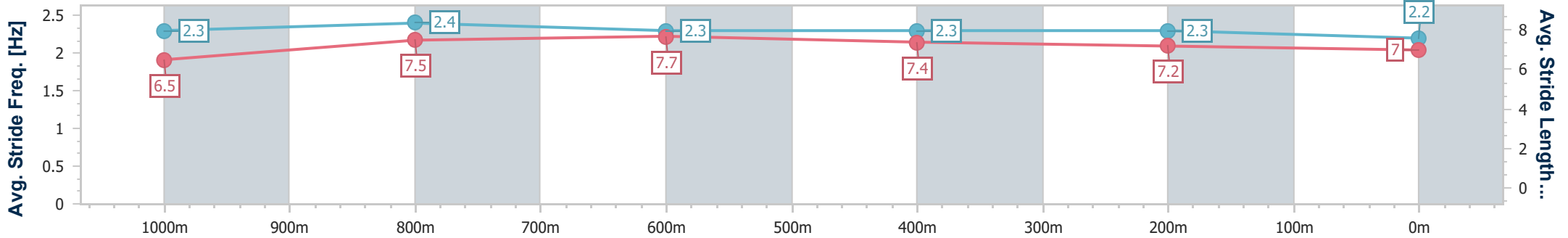
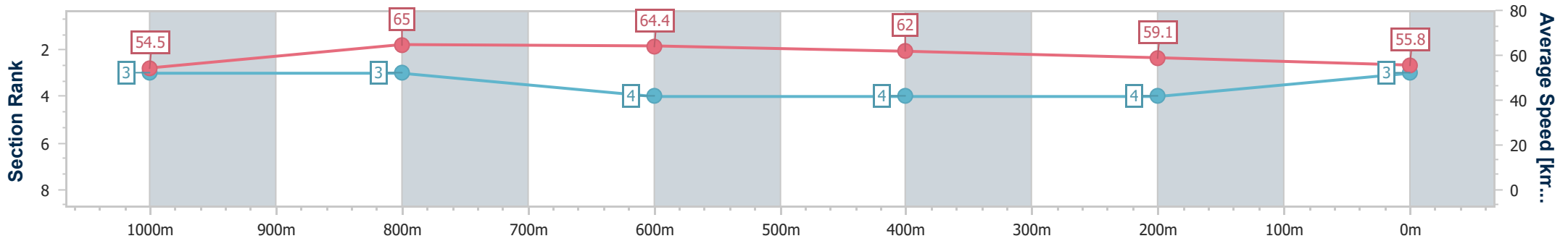
Horse/Jockey Name	Mishani Eagle
Final Rank	3
Fastest Section Time (Section)	0:10.97 (1000m)
Top Speed [km/h] (Section)	66.3 (Overall)
Race State	Finished



Ladbrokes Cannon Park QLD Professional
 Race 3: NORWELD QTIS Three-Year-Old Handicap - 1250m
 09 September 2023 - 14:14
 Track Rating: Soft 5, Weather: Fine, Rail Position: True



Section	Overall	1000m	800m	600m	400m	200m
Section Times	1:15.25 [3] (0:16.46)	0:58.79 [3] (0:10.97)	0:47.82 [3] (0:11.17)	0:36.65 [4] (0:11.55)	0:25.10 [4] (0:12.19)	0:12.91 [4]
Average Speed [km/h]	54.5	65.0	64.4	62.0	59.1	55.8
Top Speed [km/h]	66.3	65.6	65.1	64.0	60.2	58.1
Avg. Dist. to Rail [m]	1.2	1.5	0.8	1.0	2.1	4.8
Avg. Stride Freq. [Hz]	2.3	2.4	2.3	2.3	2.3	2.2
Avg. Stride Length [m]	6.5	7.5	7.7	7.4	7.2	7.0



- [] Ranking at each section and finish
- .-.- No data available at this section
- NA No data available



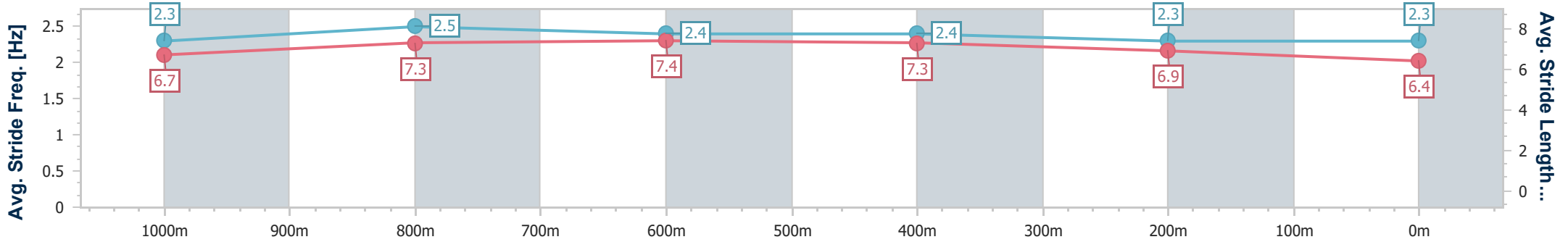
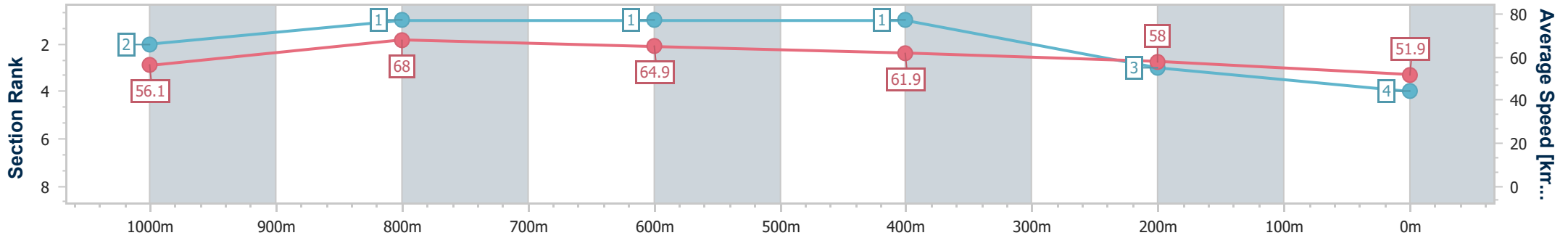
Horse/Jockey Name	Nazorian
Final Rank	4
Fastest Section Time (Section)	0:10.68 (1000m)
Top Speed [km/h] (Section)	69.9 (1000m)
Race State	Finished



Ladbrokes Cannon Park QLD Professional
 Race 3: NORWELD QTIS Three-Year-Old Handicap - 1250m
 09 September 2023 - 14:14
 Track Rating: Soft 5, Weather: Fine, Rail Position: True



Section	Overall	1000m	800m	600m	400m	200m
Section Times	1:15.87 [4] (0:16.04)	0:59.83 [2] (0:10.68)	0:49.15 [1] (0:11.10)	0:38.05 [1] (0:11.72)	0:26.33 [1] (0:12.46)	0:13.87 [3] (0:13.87)
Average Speed [km/h]	56.1	68.0	64.9	61.9	58.0	51.9
Top Speed [km/h]	67.9	69.9	66.4	64.7	60.2	55.6
Avg. Dist. to Rail [m]	1.7	1.7	2.9	1.6	2.3	3.6
Avg. Stride Freq. [Hz]	2.3	2.5	2.4	2.4	2.3	2.3
Avg. Stride Length [m]	6.7	7.3	7.4	7.3	6.9	6.4



- [] Ranking at each section and finish
- .-.- No data available at this section
- NA No data available



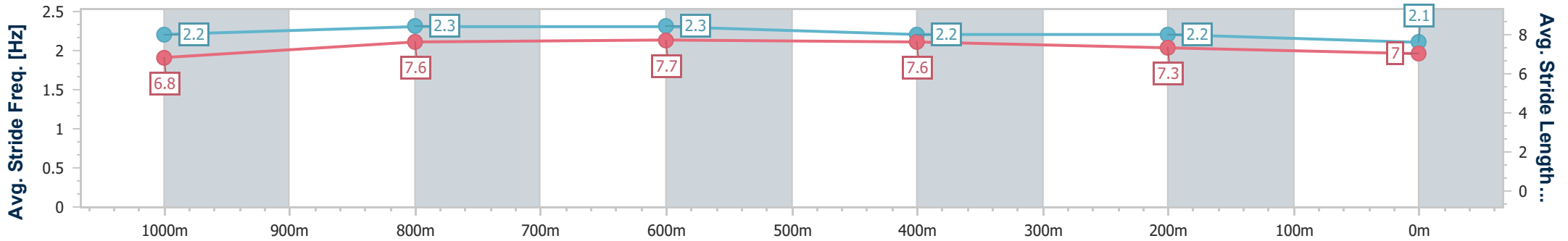
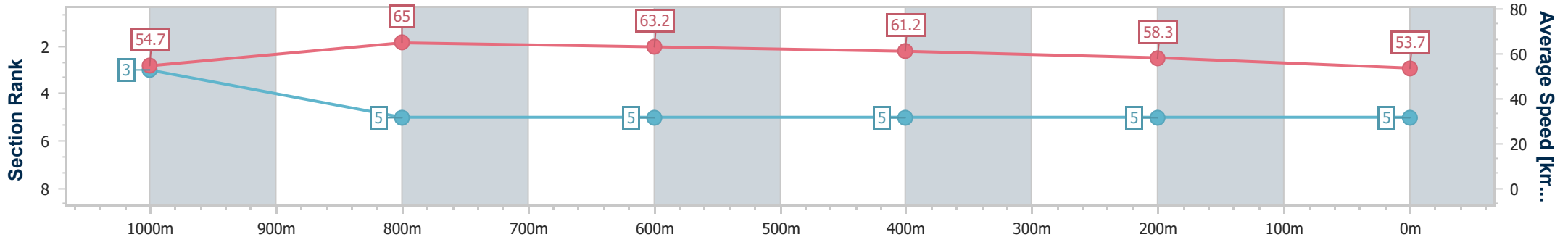
Horse/Jockey Name	Turn Bird
Final Rank	5
Fastest Section Time (Section)	0:11.10 (1000m)
Top Speed [km/h] (Section)	66.5 (1000m)
Race State	Finished



Ladbrokes Cannon Park QLD Professional
 Race 3: NORWELD QTIS Three-Year-Old Handicap - 1250m
 09 September 2023 - 14:14
 Track Rating: Soft 5, Weather: Fine, Rail Position: True



Section	Overall	1000m	800m	600m	400m	200m
Section Times	1:16.30 [5] (0:16.46)	0:59.84 [3] (0:11.10)	0:48.74 [5] (0:11.40)	0:37.34 [5] (0:11.64)	0:25.70 [5] (0:12.30)	0:13.40 [5] (0:13.40)
Average Speed [km/h]	54.7	65.0	63.2	61.2	58.3	53.7
Top Speed [km/h]	66.0	66.5	64.2	62.9	59.6	57.5
Avg. Dist. to Rail [m]	0.9	0.7	1.1	1.4	1.7	4.9
Avg. Stride Freq. [Hz]	2.2	2.3	2.3	2.2	2.2	2.1
Avg. Stride Length [m]	6.8	7.6	7.7	7.6	7.3	7.0



- [] Ranking at each section and finish
- .-.- No data available at this section
- NA No data available