



Doomben QLD Professional
Race 9: NOVA 106.9 OPEN - 1110m
09 September 2023 - 16:44



BRISBANE
RACING CLUB

Track Rating: Good 4, Weather: Fine, Rail Position: +2.5m Entire

Section		Field Times											Last 600m	
		Overall	1000m	800m	600m	400m	200m						0:33.74	
		1:03.21 (0:08.45)	0:54.76 (0:10.14)	0:44.62 (0:10.88)	0:33.74 (0:11.11)	0:22.63 (0:10.98)	0:11.65 (0:11.65)							
Rank	TAB Horse/Jockey	Barrier	Top Speed [km/h]	Fastest Section								Margin	Distance Travelled [m]	
1	10 SITUATION ROOM Angela Jones	8	69.5 1000m	0:08.47 Overall	1:03.21 [1] (0:08.47)	0:54.74 [2] (0:10.43)	0:44.31 [2] (0:10.92)	0:33.39 [2] (0:11.04)	0:22.35 [2] (0:10.88)	0:11.47 [2] (0:11.47)	1:03.21	0:33.39		
2	1 ORBISYN Kyle Wilson-Taylor	12	70.9 1000m	0:08.45 Overall	1:03.40 [2] (0:08.45)	0:54.95 [1] (0:10.14)	0:44.81 [1] (0:10.88)	0:33.93 [1] (0:11.11)	0:22.82 [1] (0:10.98)	0:11.84 [1] (0:11.84)	1.14L	0:33.93	-3	
3	7 MAGIC CHARLEE Kirk Matheson	7	68.3 400m	0:09.00 Overall	1:03.66 [3] (0:09.00)	0:54.66 [9] (0:10.90)	0:43.76 [10] (0:10.64)	0:33.12 [10] (0:11.00)	0:22.12 [10] (0:10.75)	0:11.37 [7] (0:11.37)	2.7L	0:33.12	+3	
4	14 DESTINATION Bailey Wheeler	5	69.5 1000m	0:08.69 Overall	1:03.67 [4] (0:08.69)	0:54.98 [7] (0:10.61)	0:44.37 [7] (0:10.79)	0:33.58 [7] (0:11.19)	0:22.39 [8] (0:10.89)	0:11.50 [5] (0:11.50)	2.73L	0:33.58	+0	
5	13 YOU'LL BE MIST Luke Tarrant	4	69.2 1000m	0:08.54 Overall	1:03.80 [5] (0:08.54)	0:55.26 [3] (0:10.48)	0:44.78 [3] (0:10.92)	0:33.86 [3] (0:11.02)	0:22.84 [3] (0:10.84)	0:12.00 [3] (0:12.00)	3.47L	0:33.86	-5	
6	15 CHATTY LADY Taylor Marshall	2	69.6 800m	0:09.23 Overall	1:03.82 [6] (0:09.23)	0:54.59 [13] (0:10.89)	0:43.70 [12] (0:10.56)	0:33.14 [11] (0:10.94)	0:22.20 [11] (0:10.86)	0:11.34 [11] (0:11.34)	3.63L	0:33.14	-2	
7	3 STUTTERING Mark Du Plessis	1	68.7 1000m	0:09.06 Overall	1:03.92 [7] (0:09.06)	0:54.86 [11] (0:10.71)	0:44.15 [9] (0:10.65)	0:33.50 [9] (0:11.05)	0:22.45 [9] (0:10.97)	0:11.48 [10] (0:11.48)	4.18L	0:33.50	-5	
8	8 SIR ROCKET Damien Thornton	10	70.4 1000m	0:08.99 Overall	1:03.96 [8] (0:08.99)	0:54.97 [8] (0:10.63)	0:44.34 [8] (0:10.63)	0:33.71 [8] (0:10.97)	0:22.74 [7] (0:11.11)	0:11.63 [8] (0:11.63)	4.41L	0:33.71	+2	
9	4 GREYWORM Micheal Hellyer	3	68.6 1000m	0:08.64 Overall	1:04.06 [9] (0:08.64)	0:55.42 [4] (0:10.55)	0:44.87 [5] (0:10.89)	0:33.98 [6] (0:11.01)	0:22.97 [6] (0:11.06)	0:11.91 [4] (0:11.91)	5.02L	0:33.98	-3	
10	6 GOGOL Sean Cormack	14	68.7 800m	0:09.00 Overall	1:04.06 [10] (0:09.00)	0:55.06 [10] (0:10.97)	0:44.09 [11] (0:10.76)	0:33.33 [12] (0:11.04)	0:22.29 [12] (0:10.77)	0:11.52 [12] (0:11.52)	5.05L	0:33.33	+5	

Scratched: Thelwell (#12), Le Melody (#11), Acrobatic (#9)

[] Ranking at each section and finish
 -:-:- No data available at this section
 NA No data available

SCN Saddle cloth number
 DNF Did not finish
 DNT Did not track



Doomben QLD Professional

Race 9: NOVA 106.9 OPEN - 1110m

09 September 2023 - 16:44



BRISBANE
RACING CLUB

Track Rating: Good 4, Weather: Fine, Rail Position: +2.5m Entire

Section		Overall	1000m	800m	600m	400m	200m	Last 600m					
Field Times		1:03.21 (0:08.45)	0:54.76 (0:10.14)	0:44.62 (0:10.88)	0:33.74 (0:11.11)	0:22.63 (0:10.98)	0:11.65 (0:11.65)	0:33.74					
Rank	TAB Horse/Jockey	Barrier	Top Speed [km/h]	Fastest Section	Margin							Distance Travelled [m]	
11	2 SPACEBOY Cejay Graham	16	69.8 1000m	0:08.69 Overall	1:04.23 [11] (0:08.69)	0:55.54 [5] (0:10.55)	0:44.99 [6] (0:10.77)	0:34.22 [4] (0:11.07)	0:23.15 [5] (0:11.17)	0:11.98 [6] (0:11.98)	6.02L	0:34.22	+4
12	5 STARVIRGO Ben Thompson	9	68.4 800m	0:09.10 Overall	1:04.29 [12] (0:09.10)	0:55.19 [12] (0:11.11)	0:44.08 [13] (0:10.69)	0:33.39 [13] (0:10.89)	0:22.50 [13] (0:10.88)	0:11.62 [13] (0:11.62)	6.36L	0:33.39	-1
13	16 NIGHTFIRE Samantha Collett	11	70.2 1000m	0:08.69 Overall	1:04.97 [13] (0:08.69)	0:56.28 [6] (0:10.35)	0:45.93 [4] (0:10.98)	0:34.95 [5] (0:11.05)	0:23.90 [4] (0:11.31)	0:12.59 [9] (0:12.59)	10.39L	0:34.95	+1

Scratched: Thelwell (#12), Le Melody (#11), Acrobatic (#9)

[] Ranking at each section and finish
 -:-:-:- No data available at this section
 NA No data available

SCN Saddle cloth number
 DNF Did not finish
 DNT Did not track



Horse/Jockey Name	Situation Room
Final Rank	1
Fastest Section Time (Section)	0:08.47 (Overall)
Top Speed [km/h] (Section)	69.5 (1000m)
Race State	Finished

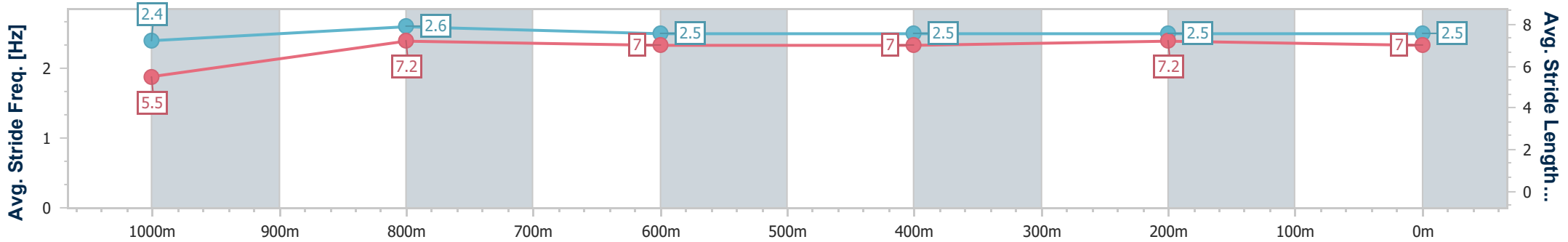
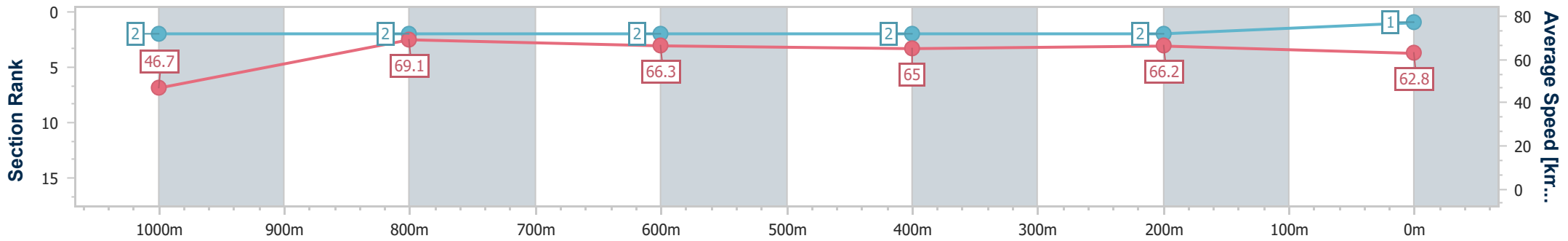


Doomben QLD Professional
Race 9: NOVA 106.9 OPEN - 1110m
09 September 2023 - 16:44
Track Rating: Good 4, Weather: Fine, Rail Position: +2.5m Entire



BRISBANE
RACING CLUB

Section	Overall	1000m	800m	600m	400m	200m
Section Times	1:03.21 [1] (0:08.47)	0:54.74 [2] (0:10.43)	0:44.31 [2] (0:10.92)	0:33.39 [2] (0:11.04)	0:22.35 [2] (0:10.88)	0:11.47 [2] (0:11.47)
Average Speed [km/h]	46.7	69.1	66.3	65.0	66.2	62.8
Top Speed [km/h]	64.1	69.5	67.0	65.8	67.6	66.3
Avg. Dist. to Rail [m]	6.7	1.4	0.8	0.5	0.4	0.4
Avg. Stride Freq. [Hz]	2.4	2.6	2.5	2.5	2.5	2.5
Avg. Stride Length [m]	5.5	7.2	7.0	7.0	7.2	7.0



- [] Ranking at each section and finish
- .-.- No data available at this section
- NA No data available



Horse/Jockey Name	Orbisyn
Final Rank	2
Fastest Section Time (Section)	0:08.45 (Overall)
Top Speed [km/h] (Section)	70.9 (1000m)
Race State	Finished

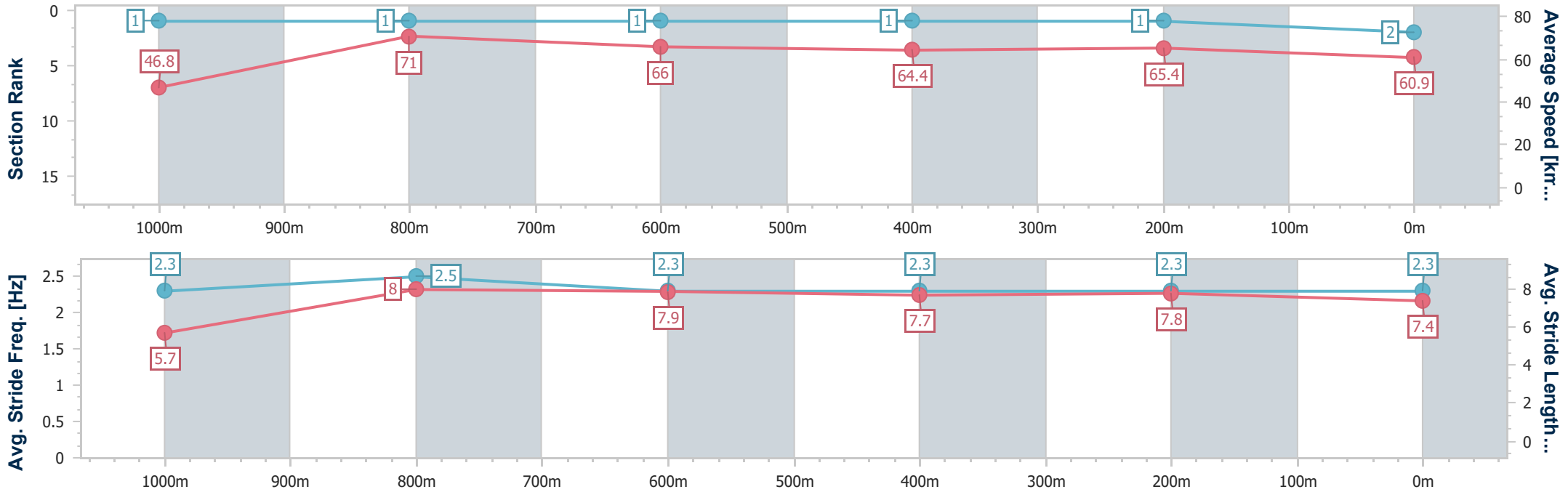


Doomben QLD Professional
Race 9: NOVA 106.9 OPEN - 1110m
 09 September 2023 - 16:44
 Track Rating: Good 4, Weather: Fine, Rail Position: +2.5m Entire



BRISBANE
RACING CLUB

Section	Overall	1000m	800m	600m	400m	200m
Section Times	1:03.40 [2] (0:08.45)	0:54.95 [1] (0:10.14)	0:44.81 [1] (0:10.88)	0:33.93 [1] (0:11.11)	0:22.82 [1] (0:10.98)	0:11.84 [1] (0:11.84)
Average Speed [km/h]	46.8	71.0	66.0	64.4	65.4	60.9
Top Speed [km/h]	66.2	70.9	68.4	65.1	66.7	64.8
Avg. Dist. to Rail [m]	9.8	1.9	0.5	0.9	0.8	0.4
Avg. Stride Freq. [Hz]	2.3	2.5	2.3	2.3	2.3	2.3
Avg. Stride Length [m]	5.7	8.0	7.9	7.7	7.8	7.4



- [] Ranking at each section and finish
- .-.- No data available at this section
- NA No data available



Horse/Jockey Name	Magic Charlee
Final Rank	3
Fastest Section Time (Section)	0:09.00 (Overall)
Top Speed [km/h] (Section)	68.3 (400m)
Race State	Finished

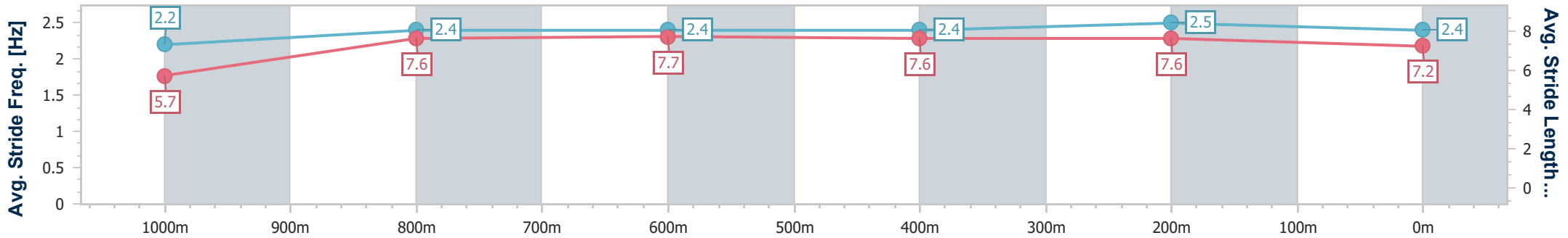
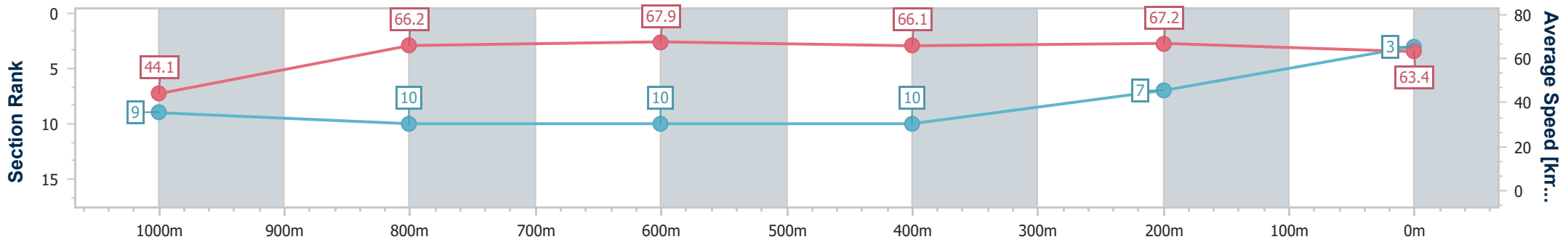


Doomben QLD Professional
Race 9: NOVA 106.9 OPEN - 1110m
 09 September 2023 - 16:44
 Track Rating: Good 4, Weather: Fine, Rail Position: +2.5m Entire



BRISBANE
RACING CLUB

Section	Overall	1000m	800m	600m	400m	200m
Section Times	1:03.66 [3] (0:09.00)	0:54.66 [9] (0:10.90)	0:43.76 [10] (0:10.64)	0:33.12 [10] (0:11.00)	0:22.12 [10] (0:10.75)	0:11.37 [7] (0:11.37)
Average Speed [km/h]	44.1	66.2	67.9	66.1	67.2	63.4
Top Speed [km/h]	61.2	68.1	68.0	67.5	68.3	66.7
Avg. Dist. to Rail [m]	5.7	1.0	0.9	1.5	3.6	4.3
Avg. Stride Freq. [Hz]	2.2	2.4	2.4	2.4	2.5	2.4
Avg. Stride Length [m]	5.7	7.6	7.7	7.6	7.6	7.2



- [] Ranking at each section and finish
- .-.- No data available at this section
- NA No data available



Horse/Jockey Name	Destination
Final Rank	4
Fastest Section Time (Section)	0:08.69 (Overall)
Top Speed [km/h] (Section)	69.5 (1000m)
Race State	Finished

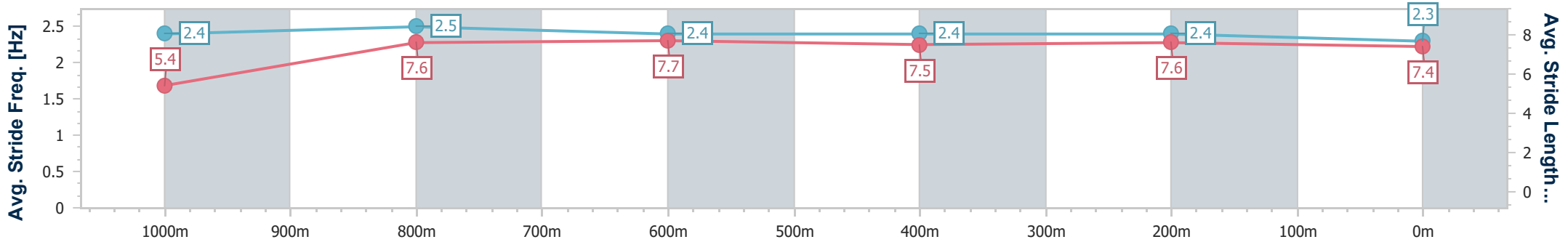
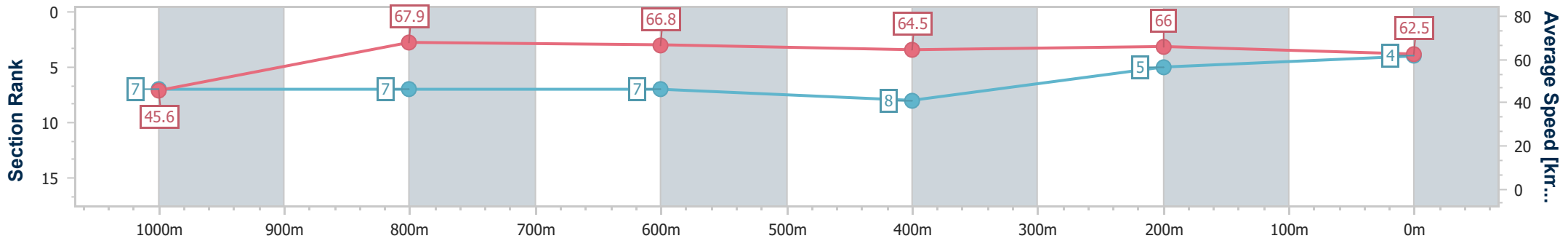


Doomben QLD Professional
Race 9: NOVA 106.9 OPEN - 1110m
09 September 2023 - 16:44
Track Rating: Good 4, Weather: Fine, Rail Position: +2.5m Entire



BRISBANE
RACING CLUB

Section	Overall	1000m	800m	600m	400m	200m
Section Times	1:03.67 [4] (0:08.69)	0:54.98 [7] (0:10.61)	0:44.37 [7] (0:10.79)	0:33.58 [7] (0:11.19)	0:22.39 [8] (0:10.89)	0:11.50 [5] (0:11.50)
Average Speed [km/h]	45.6	67.9	66.8	64.5	66.0	62.5
Top Speed [km/h]	65.1	69.5	69.0	65.9	67.4	65.6
Avg. Dist. to Rail [m]	5.2	0.9	0.5	0.8	1.6	0.4
Avg. Stride Freq. [Hz]	2.4	2.5	2.4	2.4	2.4	2.3
Avg. Stride Length [m]	5.4	7.6	7.7	7.5	7.6	7.4



- [] Ranking at each section and finish
- .-.- No data available at this section
- NA No data available



Horse/Jockey Name	You'll Be Mist
Final Rank	5
Fastest Section Time (Section)	0:08.54 (Overall)
Top Speed [km/h] (Section)	69.2 (1000m)
Race State	Finished

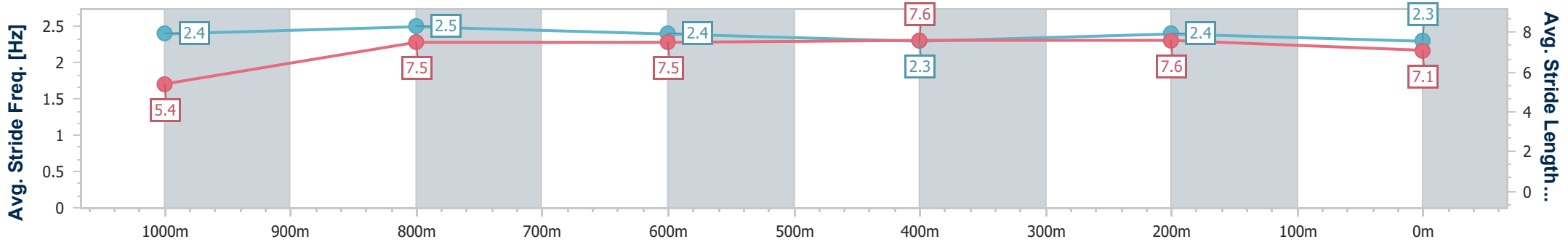
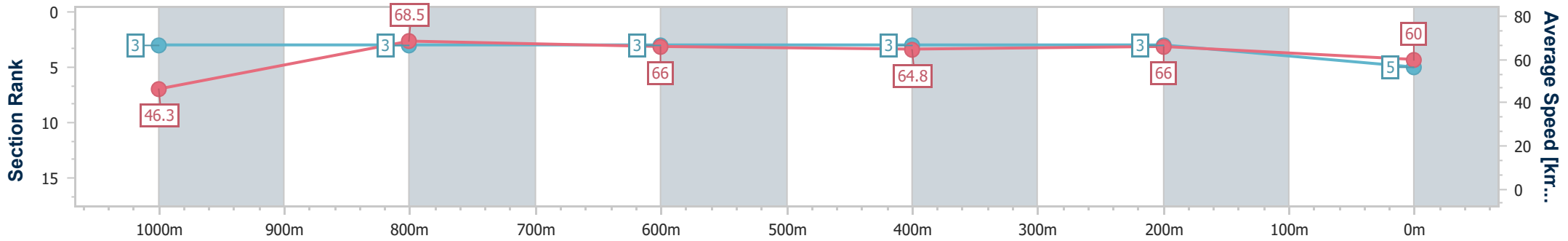


Doomben QLD Professional
Race 9: NOVA 106.9 OPEN - 1110m
 09 September 2023 - 16:44
 Track Rating: Good 4, Weather: Fine, Rail Position: +2.5m Entire



BRISBANE
RACING CLUB

Section	Overall	1000m	800m	600m	400m	200m
Section Times	1:03.80 [5] (0:08.54)	0:55.26 [3] (0:10.48)	0:44.78 [3] (0:10.92)	0:33.86 [3] (0:11.02)	0:22.84 [3] (0:10.84)	0:12.00 [3] (0:12.00)
Average Speed [km/h]	46.3	68.5	66.0	64.8	66.0	60.0
Top Speed [km/h]	67.3	69.2	67.2	66.2	67.1	64.9
Avg. Dist. to Rail [m]	3.8	0.9	0.6	1.3	2.5	2.3
Avg. Stride Freq. [Hz]	2.4	2.5	2.4	2.3	2.4	2.3
Avg. Stride Length [m]	5.4	7.5	7.5	7.6	7.6	7.1



- [] Ranking at each section and finish
- .-.- No data available at this section
- NA No data available



Horse/Jockey Name	Chatty Lady
Final Rank	6
Fastest Section Time (Section)	0:09.23 (Overall)
Top Speed [km/h] (Section)	69.6 (800m)
Race State	Finished

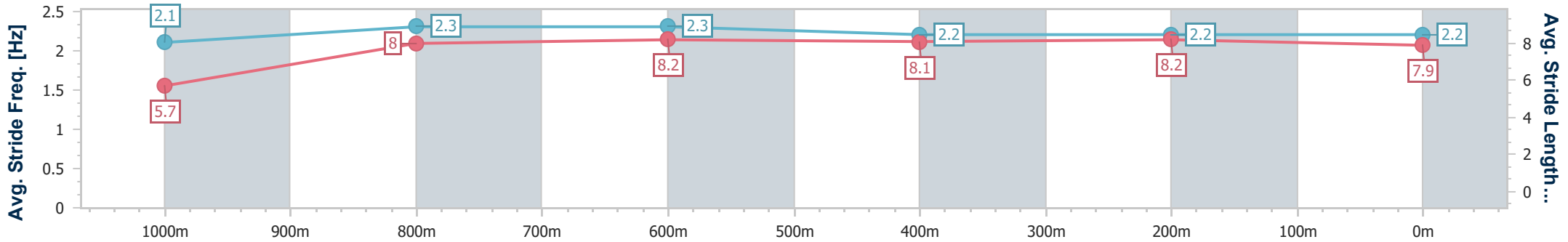
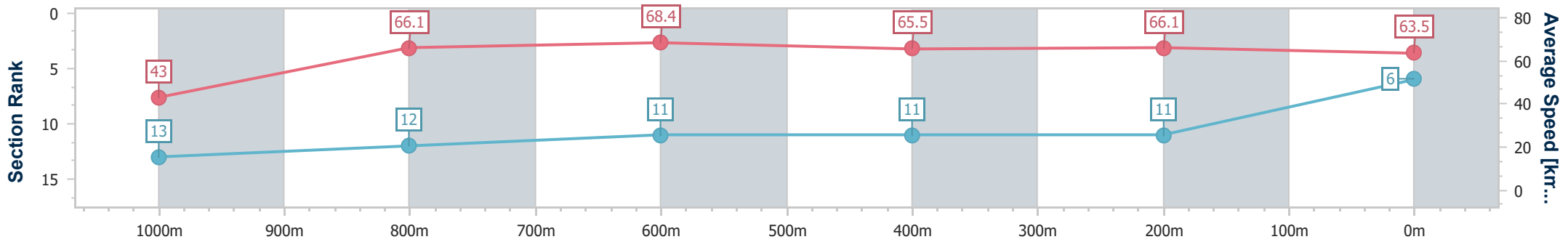


Doomben QLD Professional
Race 9: NOVA 106.9 OPEN - 1110m
09 September 2023 - 16:44
Track Rating: Good 4, Weather: Fine, Rail Position: +2.5m Entire



BRISBANE
RACING CLUB

Section	Overall	1000m	800m	600m	400m	200m
Section Times	1:03.82 [6] (0:09.23)	0:54.59 [13] (0:10.89)	0:43.70 [12] (0:10.56)	0:33.14 [11] (0:10.94)	0:22.20 [11] (0:10.86)	0:11.34 [11] (0:11.34)
Average Speed [km/h]	43.0	66.1	68.4	65.5	66.1	63.5
Top Speed [km/h]	62.3	68.1	69.6	67.2	67.5	66.7
Avg. Dist. to Rail [m]	1.7	0.2	0.5	0.7	1.4	1.3
Avg. Stride Freq. [Hz]	2.1	2.3	2.3	2.2	2.2	2.2
Avg. Stride Length [m]	5.7	8.0	8.2	8.1	8.2	7.9



- [] Ranking at each section and finish
- .-.- No data available at this section
- NA No data available



Horse/Jockey Name	Stuttering
Final Rank	7
Fastest Section Time (Section)	0:09.06 (Overall)
Top Speed [km/h] (Section)	68.7 (1000m)
Race State	Finished

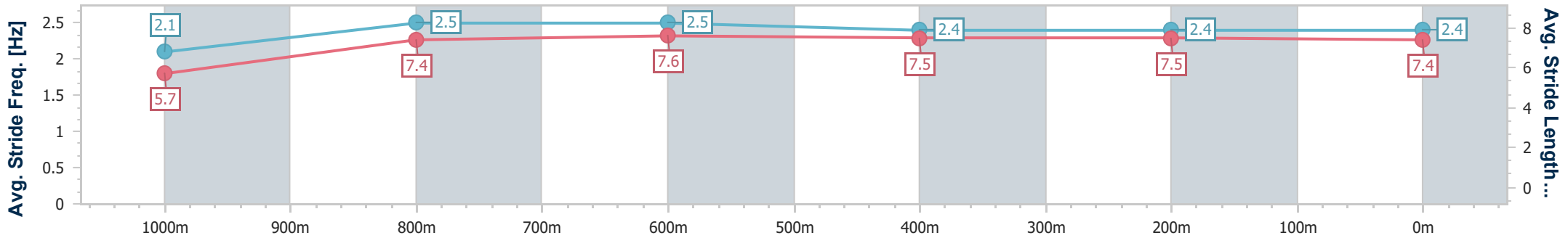
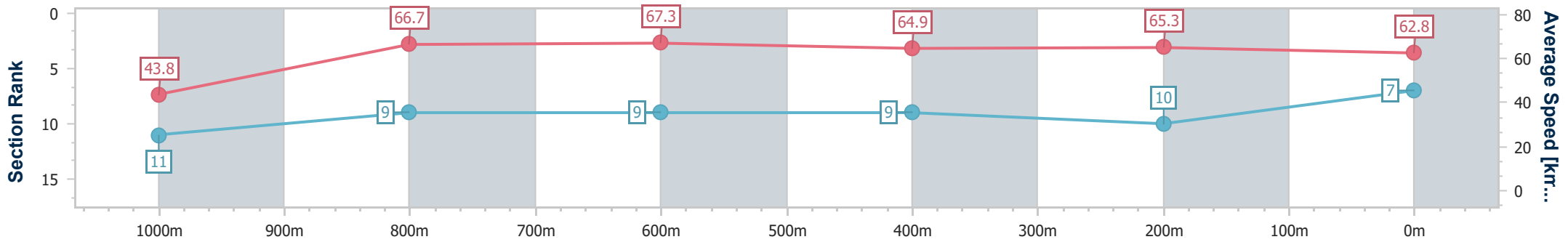


Doomben QLD Professional
Race 9: NOVA 106.9 OPEN - 1110m
 09 September 2023 - 16:44
 Track Rating: Good 4, Weather: Fine, Rail Position: +2.5m Entire



BRISBANE
RACING CLUB

Section	Overall	1000m	800m	600m	400m	200m
Section Times	1:03.92 [7] (0:09.06)	0:54.86 [11] (0:10.71)	0:44.15 [9] (0:10.65)	0:33.50 [9] (0:11.05)	0:22.45 [9] (0:10.97)	0:11.48 [10] (0:11.48)
Average Speed [km/h]	43.8	66.7	67.3	64.9	65.3	62.8
Top Speed [km/h]	61.7	68.7	68.7	66.1	67.1	65.0
Avg. Dist. to Rail [m]	1.4	1.2	1.2	0.6	2.2	2.2
Avg. Stride Freq. [Hz]	2.1	2.5	2.5	2.4	2.4	2.4
Avg. Stride Length [m]	5.7	7.4	7.6	7.5	7.5	7.4



- [] Ranking at each section and finish
- .-.- No data available at this section
- NA No data available



Horse/Jockey Name	Sir Rocket
Final Rank	8
Fastest Section Time (Section)	0:08.99 (Overall)
Top Speed [km/h] (Section)	70.4 (1000m)
Race State	Finished

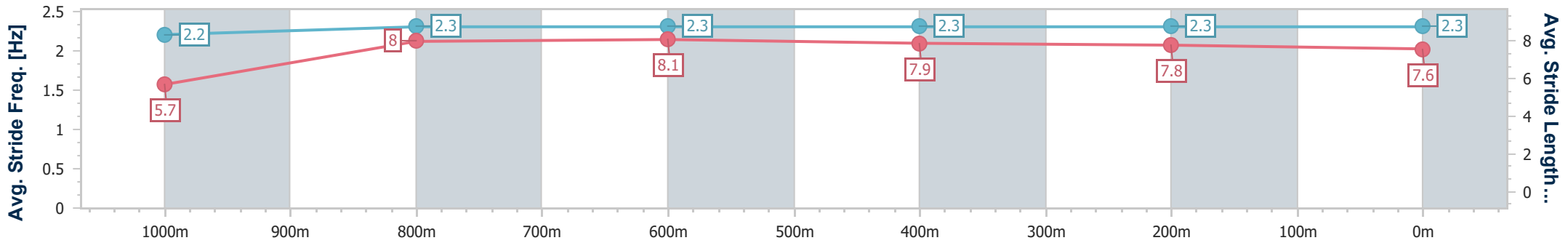
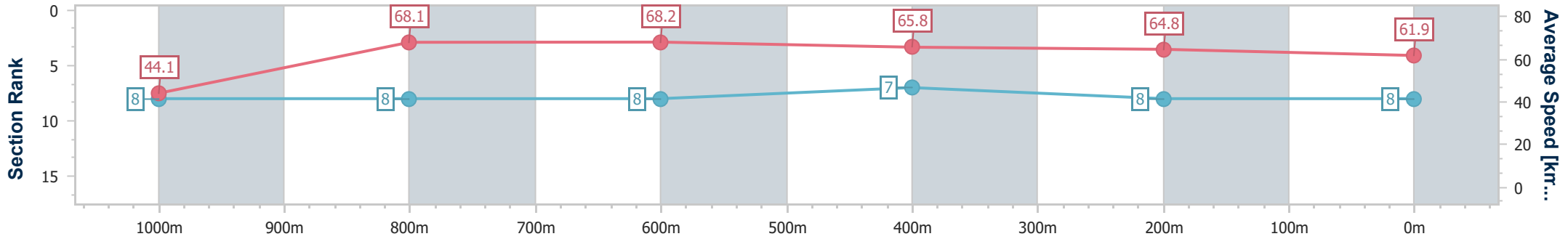


Doomben QLD Professional
Race 9: NOVA 106.9 OPEN - 1110m
 09 September 2023 - 16:44
 Track Rating: Good 4, Weather: Fine, Rail Position: +2.5m Entire



BRISBANE
RACING CLUB

Section	Overall	1000m	800m	600m	400m	200m
Section Times	1:03.96 [8] (0:08.99)	0:54.97 [8] (0:10.63)	0:44.34 [8] (0:10.63)	0:33.71 [8] (0:10.97)	0:22.74 [7] (0:11.11)	0:11.63 [8] (0:11.63)
Average Speed [km/h]	44.1	68.1	68.2	65.8	64.8	61.9
Top Speed [km/h]	65.5	70.4	70.0	67.9	66.9	64.1
Avg. Dist. to Rail [m]	7.9	2.3	1.2	0.9	0.3	0.4
Avg. Stride Freq. [Hz]	2.2	2.3	2.3	2.3	2.3	2.3
Avg. Stride Length [m]	5.7	8.0	8.1	7.9	7.8	7.6



- [] Ranking at each section and finish
- .-.- No data available at this section
- NA No data available



Horse/Jockey Name	Greyworm
Final Rank	9
Fastest Section Time (Section)	0:08.64 (Overall)
Top Speed [km/h] (Section)	68.6 (1000m)
Race State	Finished

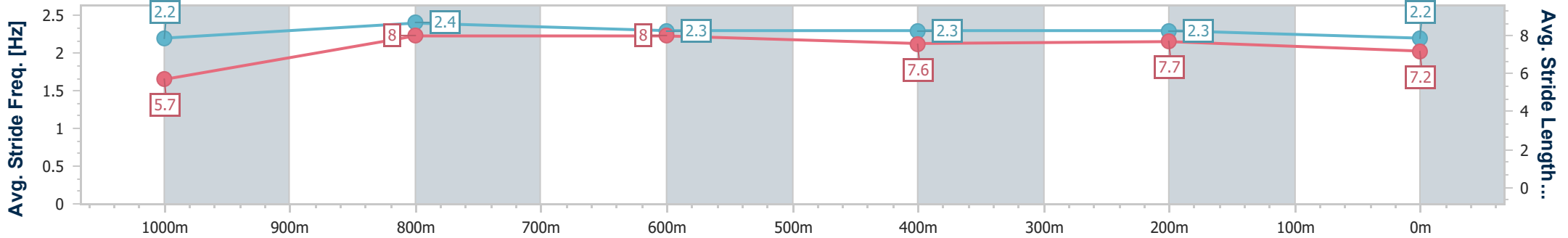
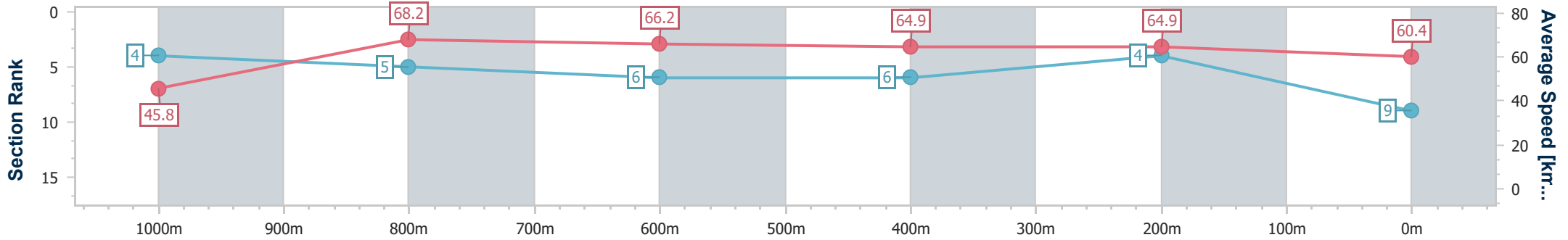


Doomben QLD Professional
Race 9: NOVA 106.9 OPEN - 1110m
09 September 2023 - 16:44
Track Rating: Good 4, Weather: Fine, Rail Position: +2.5m Entire



BRISBANE
RACING CLUB

Section	Overall	1000m	800m	600m	400m	200m
Section Times	1:04.06 [9] (0:08.64)	0:55.42 [4] (0:10.55)	0:44.87 [5] (0:10.89)	0:33.98 [6] (0:11.01)	0:22.97 [6] (0:11.06)	0:11.91 [4]
Average Speed [km/h]	45.8	68.2	66.2	64.9	64.9	60.4
Top Speed [km/h]	65.9	68.6	68.6	65.9	65.7	63.7
Avg. Dist. to Rail [m]	2.3	0.5	0.3	1.1	1.7	1.4
Avg. Stride Freq. [Hz]	2.2	2.4	2.3	2.3	2.3	2.2
Avg. Stride Length [m]	5.7	8.0	8.0	7.6	7.7	7.2



- [] Ranking at each section and finish
- .-.- No data available at this section
- NA No data available



Horse/Jockey Name	Gogol
Final Rank	10
Fastest Section Time (Section)	0:09.00 (Overall)
Top Speed [km/h] (Section)	68.7 (800m)
Race State	Finished

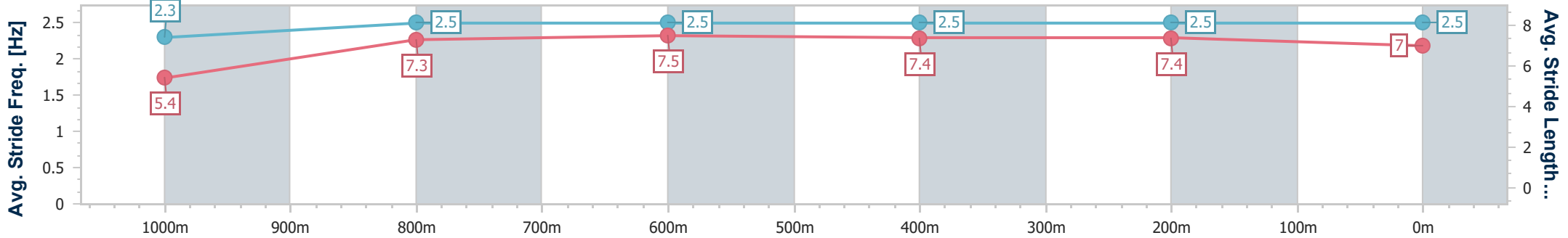
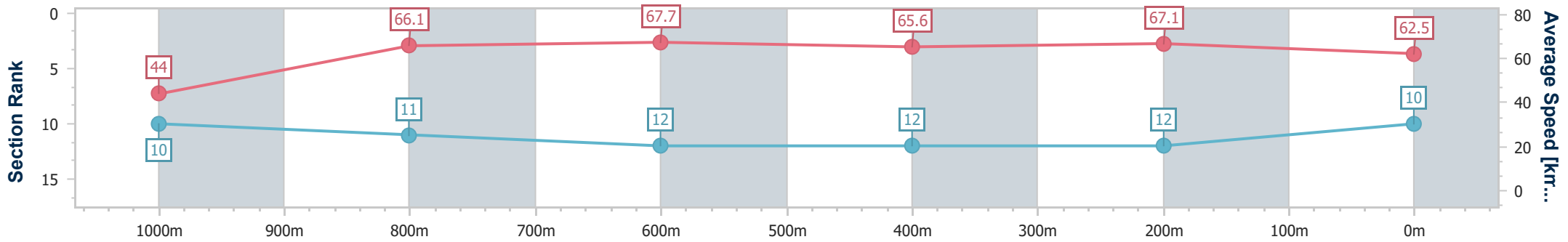


Doomben QLD Professional
Race 9: NOVA 106.9 OPEN - 1110m
 09 September 2023 - 16:44
 Track Rating: Good 4, Weather: Fine, Rail Position: +2.5m Entire



BRISBANE
RACING CLUB

Section	Overall	1000m	800m	600m	400m	200m
Section Times	1:04.06 [10] (0:09.00)	0:55.06 [10] (0:10.97)	0:44.09 [11] (0:10.76)	0:33.33 [12] (0:11.04)	0:22.29 [12] (0:10.77)	0:11.52 [12] (0:11.52)
Average Speed [km/h]	44.0	66.1	67.7	65.6	67.1	62.5
Top Speed [km/h]	62.6	67.2	68.7	66.7	68.3	66.1
Avg. Dist. to Rail [m]	10.5	3.2	2.0	1.2	3.6	3.8
Avg. Stride Freq. [Hz]	2.3	2.5	2.5	2.5	2.5	2.5
Avg. Stride Length [m]	5.4	7.3	7.5	7.4	7.4	7.0



- [] Ranking at each section and finish
- .-.- No data available at this section
- NA No data available



Horse/Jockey Name	Spaceboy
Final Rank	11
Fastest Section Time (Section)	0:08.69 (Overall)
Top Speed [km/h] (Section)	69.8 (1000m)
Race State	Finished

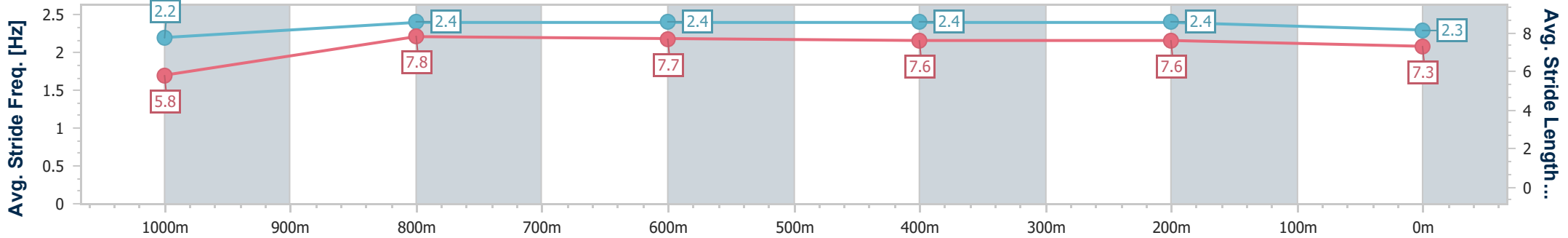
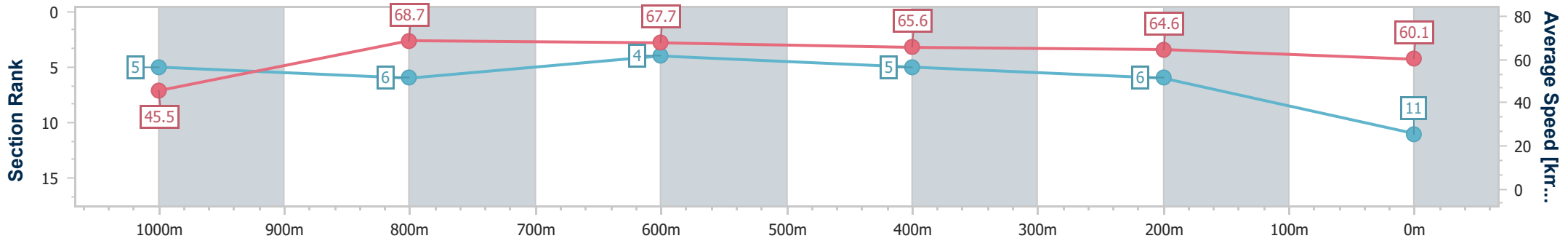


Doomben QLD Professional
Race 9: NOVA 106.9 OPEN - 1110m
 09 September 2023 - 16:44
 Track Rating: Good 4, Weather: Fine, Rail Position: +2.5m Entire



BRISBANE
RACING CLUB

Section	Overall	1000m	800m	600m	400m	200m
Section Times	1:04.23 [11] (0:08.69)	0:55.54 [5] (0:10.55)	0:44.99 [6] (0:10.77)	0:34.22 [4] (0:11.07)	0:23.15 [5] (0:11.17)	0:11.98 [6] (0:11.98)
Average Speed [km/h]	45.5	68.7	67.7	65.6	64.6	60.1
Top Speed [km/h]	65.3	69.8	69.8	66.1	65.8	63.4
Avg. Dist. to Rail [m]	11.9	3.4	2.2	1.5	0.8	1.4
Avg. Stride Freq. [Hz]	2.2	2.4	2.4	2.4	2.4	2.3
Avg. Stride Length [m]	5.8	7.8	7.7	7.6	7.6	7.3



- [] Ranking at each section and finish
- .-.- No data available at this section
- NA No data available



Horse/Jockey Name	Starvirgo
Final Rank	12
Fastest Section Time (Section)	0:09.10 (Overall)
Top Speed [km/h] (Section)	68.4 (800m)
Race State	Finished

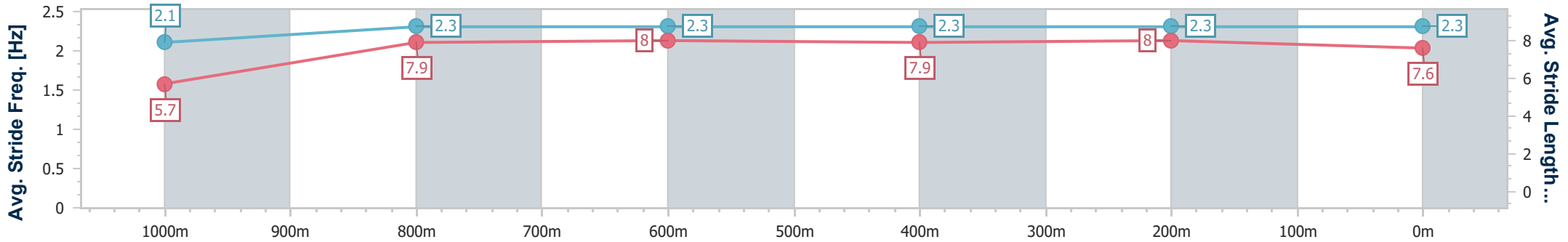
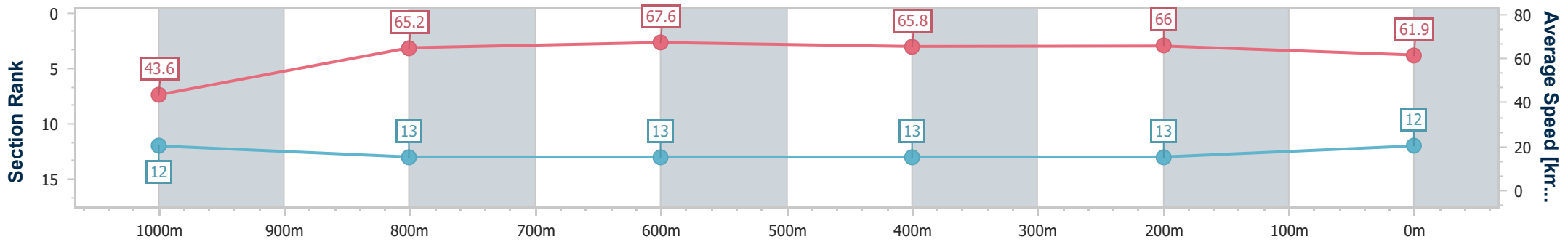


Doomben QLD Professional
Race 9: NOVA 106.9 OPEN - 1110m
 09 September 2023 - 16:44
 Track Rating: Good 4, Weather: Fine, Rail Position: +2.5m Entire



BRISBANE
RACING CLUB

Section	Overall	1000m	800m	600m	400m	200m
Section Times	1:04.29 [12] (0:09.10)	0:55.19 [12] (0:11.11)	0:44.08 [13] (0:10.69)	0:33.39 [13] (0:10.89)	0:22.50 [13] (0:10.88)	0:11.62 [13] (0:11.62)
Average Speed [km/h]	43.6	65.2	67.6	65.8	66.0	61.9
Top Speed [km/h]	62.3	67.4	68.4	67.2	66.5	65.5
Avg. Dist. to Rail [m]	7.1	2.2	0.8	0.9	0.8	0.9
Avg. Stride Freq. [Hz]	2.1	2.3	2.3	2.3	2.3	2.3
Avg. Stride Length [m]	5.7	7.9	8.0	7.9	8.0	7.6



- [] Ranking at each section and finish
- .-.- No data available at this section
- NA No data available



Horse/Jockey Name	Nightfire
Final Rank	13
Fastest Section Time (Section)	0:08.69 (Overall)
Top Speed [km/h] (Section)	70.2 (1000m)
Race State	Finished

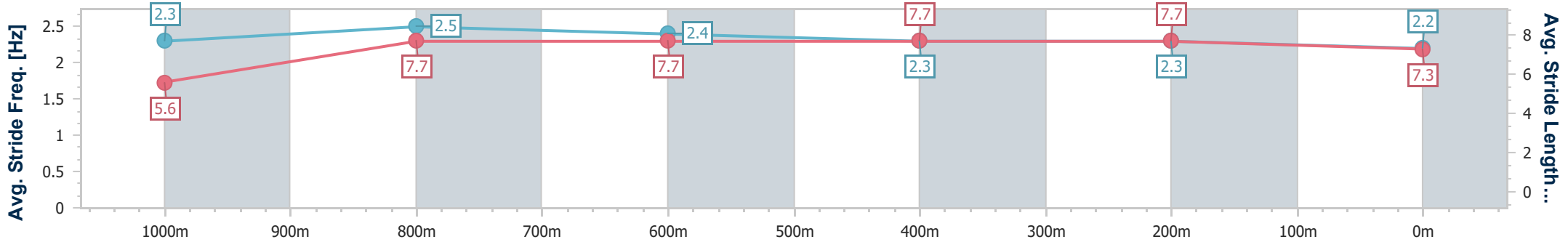
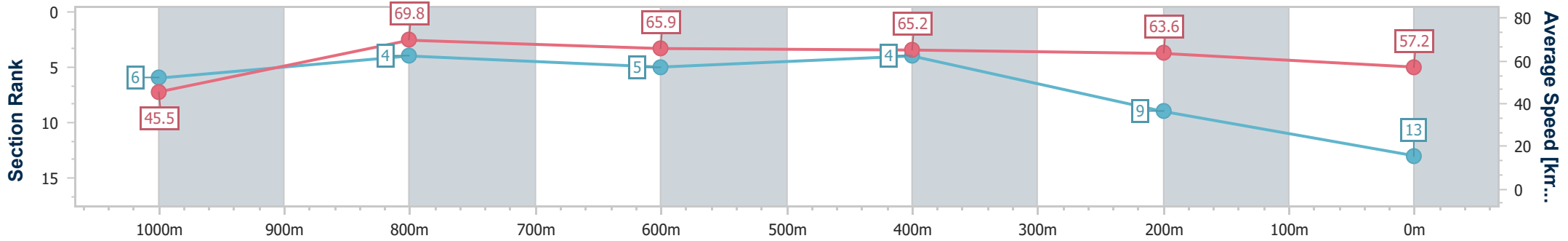


Doomben QLD Professional
Race 9: NOVA 106.9 OPEN - 1110m
09 September 2023 - 16:44
Track Rating: Good 4, Weather: Fine, Rail Position: +2.5m Entire



BRISBANE
RACING CLUB

Section	Overall	1000m	800m	600m	400m	200m
Section Times	1:04.97 [13] (0:08.69)	0:56.28 [6] (0:10.35)	0:45.93 [4] (0:10.98)	0:34.95 [5] (0:11.05)	0:23.90 [4] (0:11.31)	0:12.59 [9] (0:12.59)
Average Speed [km/h]	45.5	69.8	65.9	65.2	63.6	57.2
Top Speed [km/h]	67.5	70.2	67.7	66.0	65.6	61.9
Avg. Dist. to Rail [m]	8.1	1.2	1.2	0.3	1.0	0.6
Avg. Stride Freq. [Hz]	2.3	2.5	2.4	2.3	2.3	2.2
Avg. Stride Length [m]	5.6	7.7	7.7	7.7	7.7	7.3



- [] Ranking at each section and finish
- .-.- No data available at this section
- NA No data available