



Doomben QLD Professional

Race 8: LADBROKES HUB BENCHMARK 75 Handicap - 1110m

09 September 2023 - 16:09



BRISBANE
RACING CLUB

Track Rating: Good 4, Weather: Fine, Rail Position: +2.5m Entire

Section		Overall											Last 600m	
Field Times		1:03.49											0:33.76	
		(0:08.26)												
		1000m												
		0:55.23												
		(0:10.45)												
		800m												
		0:44.78												
		(0:11.02)												
		600m												
		0:33.76												
		(0:11.23)												
		400m												
		0:22.53												
		(0:10.98)												
		200m												
		0:11.55												
		(0:11.55)												
Rank	TAB	Horse/Jockey	Barrier	Top Speed [km/h]	Fastest Section	Overall	1000m	800m	600m	400m	200m	Margin	Last 600m	Distance Travelled [m]
1	12	MUSCHIALLI	1	68.2	0:08.40	1:03.49 [1]	0:55.09 [2]	0:44.40 [4]	0:33.49 [3]	0:22.34 [3]	0:11.55 [1]	1:03.49	0:33.49	
		Ben Thompson		1000m	Overall	(0:08.40)	(0:10.69)	(0:10.91)	(0:11.15)	(0:10.79)	(0:11.55)			
2	14	THELWELL	3	68.4	0:08.54	1:03.75 [2]	0:55.21 [5]	0:44.44 [5]	0:33.47 [6]	0:22.37 [6]	0:11.61 [4]	1.52L	0:33.47	+3
		Justin Stanley		1000m	Overall	(0:08.54)	(0:10.77)	(0:10.97)	(0:11.10)	(0:10.76)	(0:11.61)			
3	5	IMMORAL	12	68.5	0:08.91	1:03.80 [3]	0:54.89 [10]	0:44.13 [9]	0:33.34 [8]	0:22.31 [8]	0:11.49 [6]	1.82L	0:33.34	+1
		James Orman		400m	Overall	(0:08.91)	(0:10.76)	(0:10.79)	(0:11.03)	(0:10.82)	(0:11.49)			
4	23	KUDU	2	67.9	0:08.64	1:03.85 [4]	0:55.21 [7]	0:44.44 [6]	0:33.63 [5]	0:22.57 [4]	0:11.82 [3]	2.13L	0:33.63	+0
		Damien Thornton		1000m	Overall	(0:08.64)	(0:10.77)	(0:10.81)	(0:11.06)	(0:10.75)	(0:11.82)			
5	10	TRAMONTO	10	70.8	0:08.94	1:04.06 [5]	0:55.12 [11]	0:44.58 [7]	0:33.67 [7]	0:22.61 [7]	0:11.64 [7]	3.35L	0:33.67	+9
		Angela Jones		1000m	Overall	(0:08.94)	(0:10.54)	(0:10.91)	(0:11.06)	(0:10.97)	(0:11.64)			
6	9	LE MELODY	7	67.7	0:08.58	1:04.23 [6]	0:55.65 [6]	0:44.67 [8]	0:33.66 [9]	0:22.62 [9]	0:11.79 [8]	4.37L	0:33.66	+6
		Bailey Wheeler		400m	Overall	(0:08.58)	(0:10.98)	(0:11.01)	(0:11.04)	(0:10.83)	(0:11.79)			
7	20	HIDDEN EYES	8	67.7	0:08.69	1:04.26 [7]	0:55.57 [8]	0:44.49 [11]	0:33.47 [11]	0:22.39 [12]	0:11.61 [11]	4.53L	0:33.47	+3
		Melea Castle		400m	Overall	(0:08.69)	(0:11.08)	(0:11.02)	(0:11.08)	(0:10.78)	(0:11.61)			
8	19	XTRA GEAR	5	70.4	0:08.26	1:04.29 [8]	0:56.03 [1]	0:45.58 [1]	0:34.56 [1]	0:23.33 [1]	0:12.30 [2]	4.68L	0:34.56	-1
		Samantha Collett		1000m	Overall	(0:08.26)	(0:10.45)	(0:11.02)	(0:11.23)	(0:11.03)	(0:12.30)			
9	21	MAYA BAY	13	68.3	0:09.10	1:04.29 [9]	0:55.19 [12]	0:44.19 [12]	0:33.44 [12]	0:22.42 [10]	0:11.66 [10]	4.69L	0:33.44	+0
		Cejay Graham		400m	Overall	(0:09.10)	(0:11.00)	(0:10.75)	(0:11.02)	(0:10.76)	(0:11.66)			
10	17	LIGHT OF BOOM	6	68.5	0:08.82	1:04.39 [10]	0:55.57 [9]	0:44.64 [10]	0:33.71 [10]	0:22.52 [11]	0:11.62 [12]	5.28L	0:33.71	+5
		Kyle Wilson-Taylor		1000m	Overall	(0:08.82)	(0:10.93)	(0:10.93)	(0:11.19)	(0:10.90)	(0:11.62)			

Scratched: Shamaton (#3), Hamlet Von Snitzel (#11), Devastating (#18), Chatty Lady (#8), Never Paid (#6), Lord Markel (#4), You'll Be Mist (#7), Destination (#2), Shock And Awe (#15), South Parade (#13), GI

[] Ranking at each section and finish
-:--:-- No data available at this section
NA No data available

SCN Saddle cloth number
DNF Did not finish
DNT Did not track



Doomben QLD Professional

Race 8: LADBROKES HUB BENCHMARK 75 Handicap - 1110m

09 September 2023 - 16:09



BRISBANE
RACING CLUB

Track Rating: Good 4, Weather: Fine, Rail Position: +2.5m Entire

Section		Overall	1000m	800m	600m	400m	200m	Last 600m					
Field Times		1:03.49 (0:08.26)	0:55.23 (0:10.45)	0:44.78 (0:11.02)	0:33.76 (0:11.23)	0:22.53 (0:10.98)	0:11.55 (0:11.55)	0:33.76					
Rank	TAB Horse/Jockey	Barrier	Top Speed [km/h]	Fastest Section	Margin							Distance Travelled [m]	
11	24 MAXIMUM VORTEX Matthew Palmer	22	70.6 1000m	0:08.44 Overall	1:04.67 [11] (0:08.44)	0:56.23 [3] (0:10.30)	0:45.93 [2] (0:11.09)	0:34.84 [2] (0:11.21)	0:23.63 [2] (0:11.20)	0:12.43 [5] (0:12.43)	6.91L	0:34.84	+5
12	1 KAVAK Jake Bayliss	20	69.3 1000m	0:08.47 Overall	1:05.05 [12] (0:08.47)	0:56.58 [4] (0:10.55)	0:46.03 [3] (0:11.14)	0:34.89 [4] (0:11.21)	0:23.68 [5] (0:11.20)	0:12.48 [9] (0:12.48)	9.15L	0:34.89	+4

Scratched: Shamaton (#3), Hamlet Von Snitzel (#11), Devastating (#18), Chatty Lady (#8), Never Paid (#6), Lord Markel (#4), You'll Be Mist (#7), Destination (#2), Shock And Awe (#15), South Parade (#13), GI

[] Ranking at each section and finish
 -:-:-:- No data available at this section
 NA No data available

SCN Saddle cloth number
 DNF Did not finish
 DNT Did not track



Horse/Jockey Name	Muscialli
Final Rank	1
Fastest Section Time (Section)	0:08.40 (Overall)
Top Speed [km/h] (Section)	68.2 (1000m)
Race State	Finished

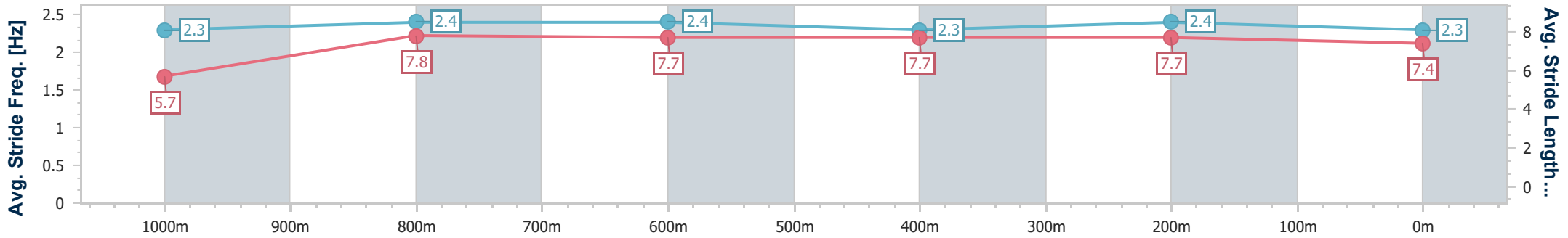
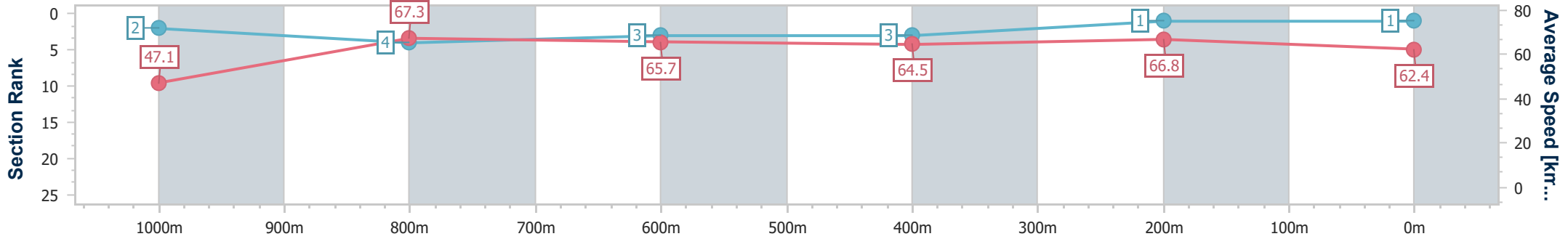


Doomben QLD Professional
Race 8: LADBROKES HUB BENCHMARK 75 Handicap - 1110m
 09 September 2023 - 16:09
 Track Rating: Good 4, Weather: Fine, Rail Position: +2.5m Entire



BRISBANE
 RACING CLUB

Section	Overall	1000m	800m	600m	400m	200m
Section Times	1:03.49 [1] (0:08.40)	0:55.09 [2] (0:10.69)	0:44.40 [4] (0:10.91)	0:33.49 [3] (0:11.15)	0:22.34 [3] (0:10.79)	0:11.55 [1] (0:11.55)
Average Speed [km/h]	47.1	67.3	65.7	64.5	66.8	62.4
Top Speed [km/h]	66.1	68.2	67.3	66.8	68.1	66.2
Avg. Dist. to Rail [m]	1.1	0.3	0.7	0.3	0.9	1.9
Avg. Stride Freq. [Hz]	2.3	2.4	2.4	2.3	2.4	2.3
Avg. Stride Length [m]	5.7	7.8	7.7	7.7	7.7	7.4



- [] Ranking at each section and finish
- .-.- No data available at this section
- NA No data available



Horse/Jockey Name	Thelwell
Final Rank	2
Fastest Section Time (Section)	0:08.54 (Overall)
Top Speed [km/h] (Section)	68.4 (1000m)
Race State	Finished

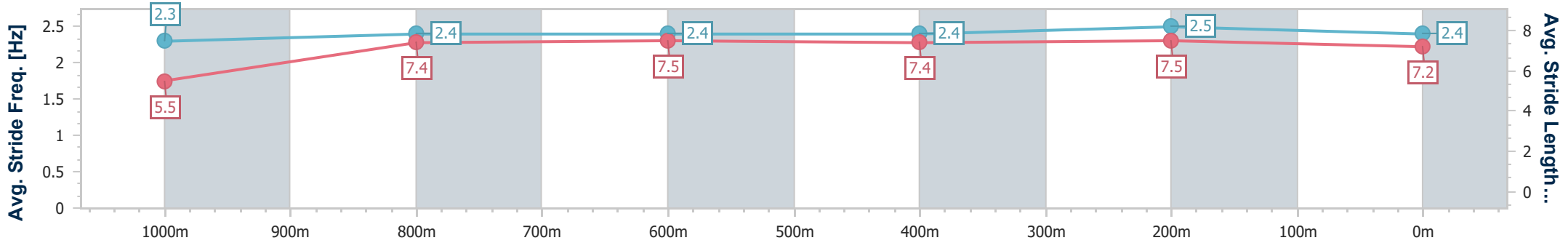
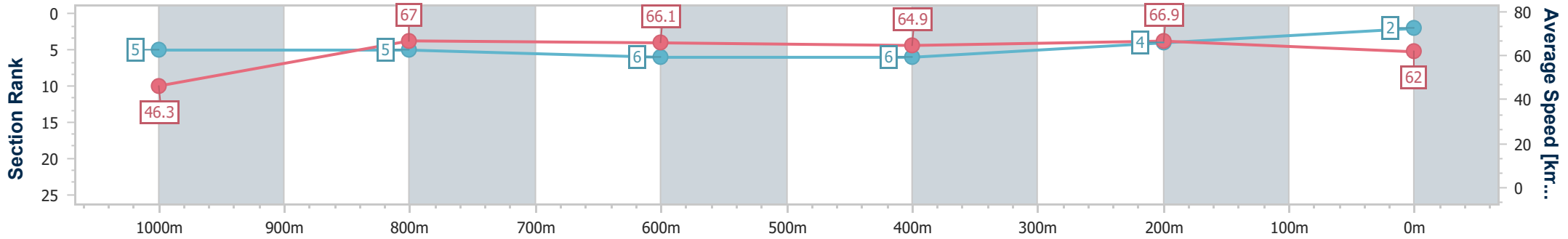


Doomben QLD Professional
Race 8: LADBROKES HUB BENCHMARK 75 Handicap - 1110m
 09 September 2023 - 16:09
 Track Rating: Good 4, Weather: Fine, Rail Position: +2.5m Entire



BRISBANE
RACING CLUB

Section	Overall	1000m	800m	600m	400m	200m
Section Times	1:03.75 [2] (0:08.54)	0:55.21 [5] (0:10.77)	0:44.44 [5] (0:10.97)	0:33.47 [6] (0:11.10)	0:22.37 [6] (0:10.76)	0:11.61 [4]
Average Speed [km/h]	46.3	67.0	66.1	64.9	66.9	62.0
Top Speed [km/h]	64.8	68.4	67.7	68.1	68.3	66.2
Avg. Dist. to Rail [m]	2.7	1.1	0.9	0.5	0.8	3.3
Avg. Stride Freq. [Hz]	2.3	2.4	2.4	2.4	2.5	2.4
Avg. Stride Length [m]	5.5	7.4	7.5	7.4	7.5	7.2



- [] Ranking at each section and finish
- .-.- No data available at this section
- NA No data available



Horse/Jockey Name	Immoral
Final Rank	3
Fastest Section Time (Section)	0:08.91 (Overall)
Top Speed [km/h] (Section)	68.5 (400m)
Race State	Finished

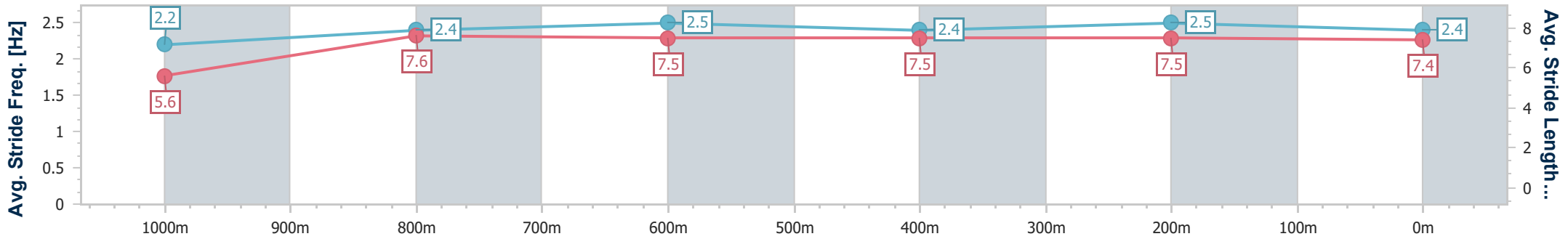
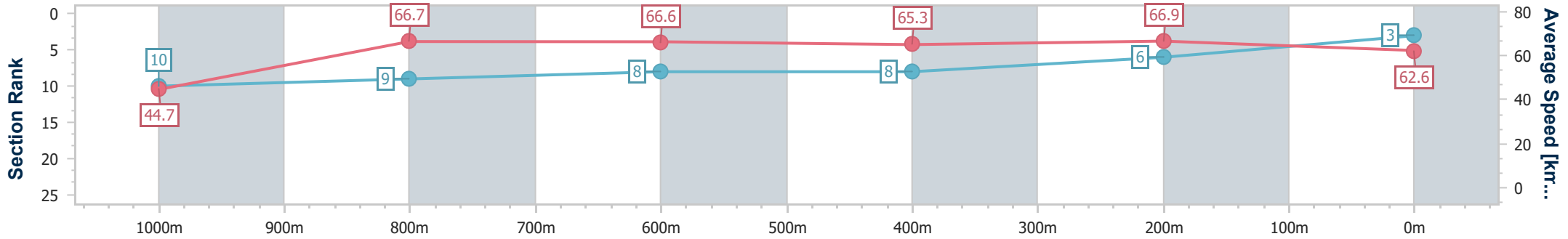


Doomben QLD Professional
Race 8: LADBROKES HUB BENCHMARK 75 Handicap - 1110m
 09 September 2023 - 16:09
 Track Rating: Good 4, Weather: Fine, Rail Position: +2.5m Entire



BRISBANE
RACING CLUB

Section	Overall	1000m	800m	600m	400m	200m
Section Times	1:03.80 [3] (0:08.91)	0:54.89 [10] (0:10.76)	0:44.13 [9] (0:10.79)	0:33.34 [8] (0:11.03)	0:22.31 [8] (0:10.82)	0:11.49 [6]
Average Speed [km/h]	44.7	66.7	66.6	65.3	66.9	62.6
Top Speed [km/h]	64.9	67.3	67.3	67.0	68.5	65.0
Avg. Dist. to Rail [m]	5.5	0.6	0.8	0.4	2.6	5.1
Avg. Stride Freq. [Hz]	2.2	2.4	2.5	2.4	2.5	2.4
Avg. Stride Length [m]	5.6	7.6	7.5	7.5	7.5	7.4



- [] Ranking at each section and finish
- .-.- No data available at this section
- NA No data available



Horse/Jockey Name	Kudu
Final Rank	4
Fastest Section Time (Section)	0:08.64 (Overall)
Top Speed [km/h] (Section)	67.9 (1000m)
Race State	Finished

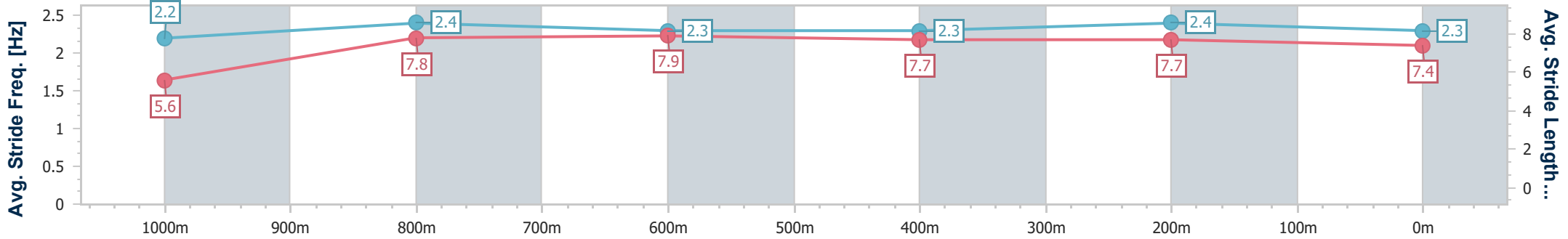
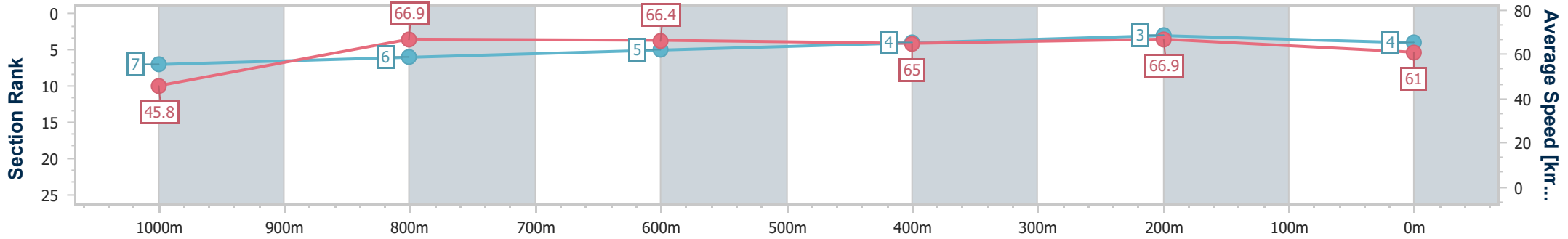


Doomben QLD Professional
Race 8: LADBROKES HUB BENCHMARK 75 Handicap - 1110m
 09 September 2023 - 16:09
 Track Rating: Good 4, Weather: Fine, Rail Position: +2.5m Entire



BRISBANE
RACING CLUB

Section	Overall	1000m	800m	600m	400m	200m
Section Times	1:03.85 [4] (0:08.64)	0:55.21 [7] (0:10.77)	0:44.44 [6] (0:10.81)	0:33.63 [5] (0:11.06)	0:22.57 [4] (0:10.75)	0:11.82 [3] (0:11.82)
Average Speed [km/h]	45.8	66.9	66.4	65.0	66.9	61.0
Top Speed [km/h]	65.0	67.9	67.3	66.6	67.8	66.1
Avg. Dist. to Rail [m]	2.9	0.5	0.4	0.3	0.4	1.0
Avg. Stride Freq. [Hz]	2.2	2.4	2.3	2.3	2.4	2.3
Avg. Stride Length [m]	5.6	7.8	7.9	7.7	7.7	7.4



- [] Ranking at each section and finish
- .-.- No data available at this section
- NA No data available



Horse/Jockey Name	Tramonto
Final Rank	5
Fastest Section Time (Section)	0:08.94 (Overall)
Top Speed [km/h] (Section)	70.8 (1000m)
Race State	Finished

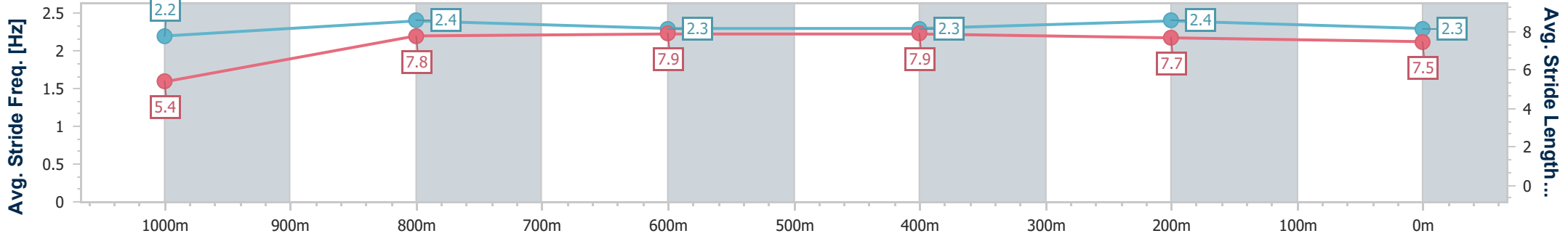
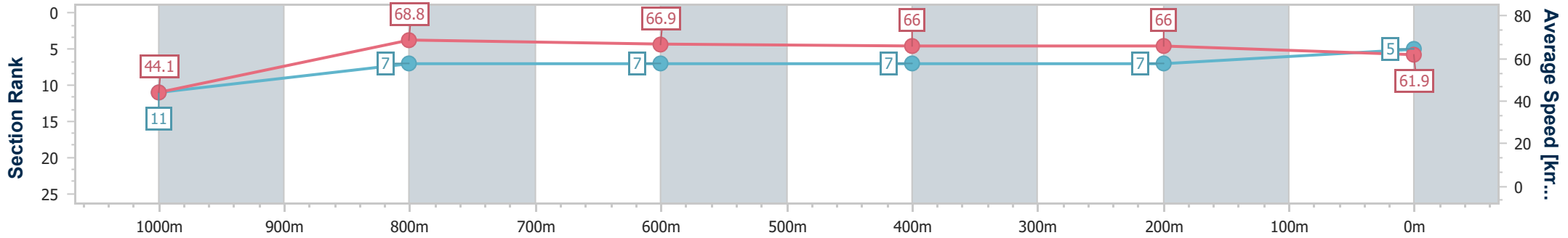


Doomben QLD Professional
Race 8: LADBROKES HUB BENCHMARK 75 Handicap - 1110m
 09 September 2023 - 16:09
 Track Rating: Good 4, Weather: Fine, Rail Position: +2.5m Entire



BRISBANE
RACING CLUB

Section	Overall	1000m	800m	600m	400m	200m
Section Times	1:04.06 [5] (0:08.94)	0:55.12 [11] (0:10.54)	0:44.58 [7] (0:10.91)	0:33.67 [7] (0:11.06)	0:22.61 [7] (0:10.97)	0:11.64 [7] (0:11.64)
Average Speed [km/h]	44.1	68.8	66.9	66.0	66.0	61.9
Top Speed [km/h]	66.4	70.8	68.1	66.8	67.8	66.2
Avg. Dist. to Rail [m]	6.2	2.6	2.7	2.3	4.4	5.9
Avg. Stride Freq. [Hz]	2.2	2.4	2.3	2.3	2.4	2.3
Avg. Stride Length [m]	5.4	7.8	7.9	7.9	7.7	7.5



- [] Ranking at each section and finish
- .-.-.- No data available at this section
- NA No data available



Horse/Jockey Name	Le Melody
Final Rank	6
Fastest Section Time (Section)	0:08.58 (Overall)
Top Speed [km/h] (Section)	67.7 (400m)
Race State	Finished

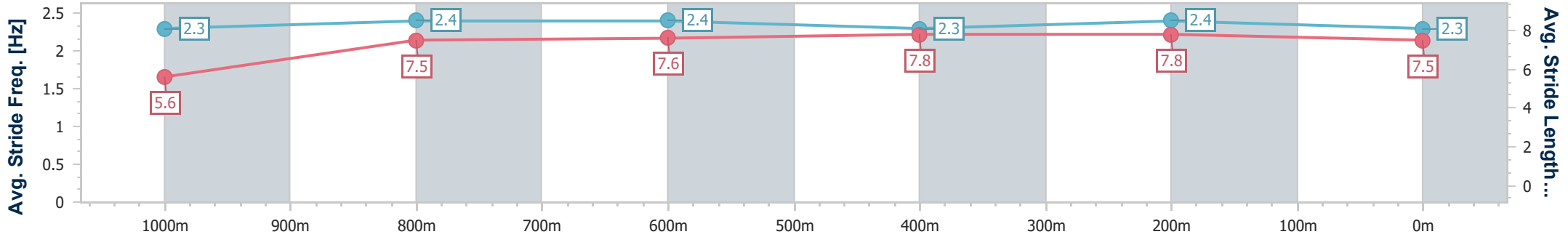
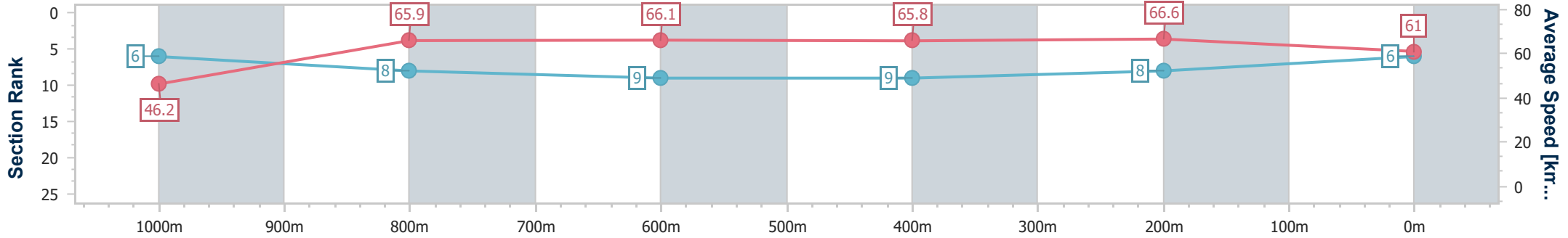


Doomben QLD Professional
Race 8: LADBROKES HUB BENCHMARK 75 Handicap - 1110m
 09 September 2023 - 16:09
 Track Rating: Good 4, Weather: Fine, Rail Position: +2.5m Entire



BRISBANE
 RACING CLUB

Section	Overall	1000m	800m	600m	400m	200m
Section Times	1:04.23 [6] (0:08.58)	0:55.65 [6] (0:10.98)	0:44.67 [8] (0:11.01)	0:33.66 [9] (0:11.04)	0:22.62 [9] (0:10.83)	0:11.79 [8] (0:11.79)
Average Speed [km/h]	46.2	65.9	66.1	65.8	66.6	61.0
Top Speed [km/h]	64.9	66.6	67.3	66.1	67.7	65.3
Avg. Dist. to Rail [m]	5.5	2.3	2.1	1.5	1.5	3.5
Avg. Stride Freq. [Hz]	2.3	2.4	2.4	2.3	2.4	2.3
Avg. Stride Length [m]	5.6	7.5	7.6	7.8	7.8	7.5



- [] Ranking at each section and finish
- .-.- No data available at this section
- NA No data available



Horse/Jockey Name	Hidden Eyes
Final Rank	7
Fastest Section Time (Section)	0:08.69 (Overall)
Top Speed [km/h] (Section)	67.7 (400m)
Race State	Finished



Doomben QLD Professional

Race 8: LADBROKES HUB BENCHMARK 75 Handicap - 1110m

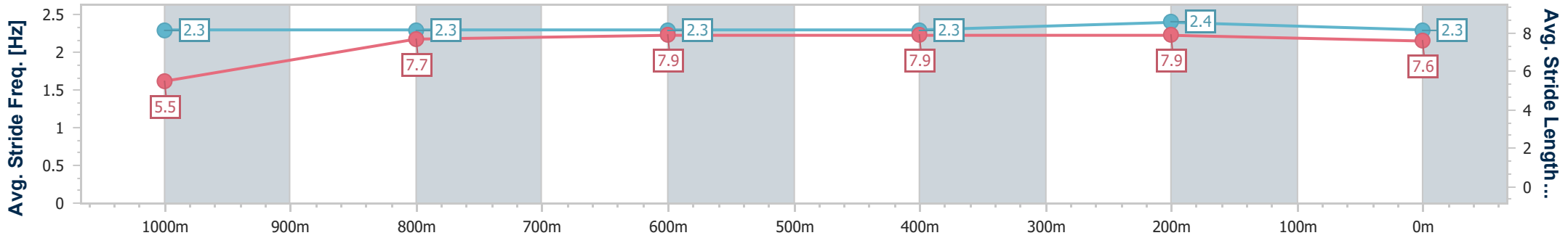
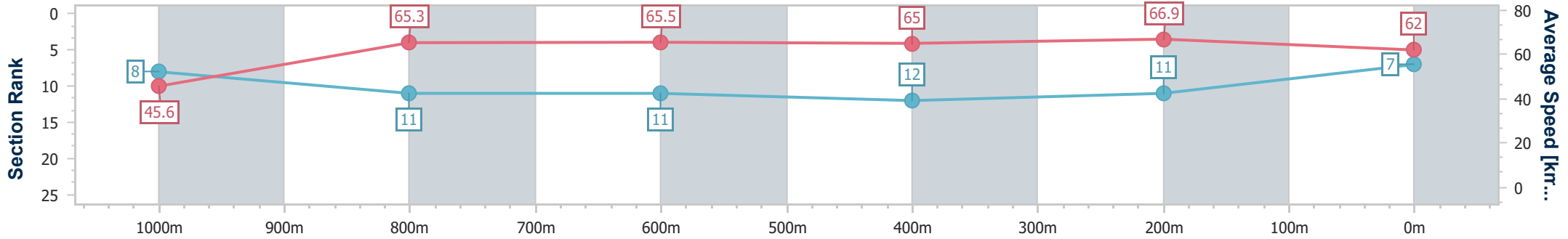
09 September 2023 - 16:09

Track Rating: Good 4, Weather: Fine, Rail Position: +2.5m Entire



BRISBANE RACING CLUB

Section	Overall	1000m	800m	600m	400m	200m
Section Times	1:04.26 [7] (0:08.69)	0:55.57 [8] (0:11.08)	0:44.49 [11] (0:11.02)	0:33.47 [11] (0:11.08)	0:22.39 [12] (0:10.78)	0:11.61 [11] (0:11.61)
Average Speed [km/h]	45.6	65.3	65.5	65.0	66.9	62.0
Top Speed [km/h]	63.5	66.1	66.1	66.2	67.7	65.7
Avg. Dist. to Rail [m]	6.5	2.8	0.6	0.4	2.4	5.8
Avg. Stride Freq. [Hz]	2.3	2.3	2.3	2.3	2.4	2.3
Avg. Stride Length [m]	5.5	7.7	7.9	7.9	7.9	7.6



- [] Ranking at each section and finish
- .-.- No data available at this section
- NA No data available



Horse/Jockey Name	Xtra Gear
Final Rank	8
Fastest Section Time (Section)	0:08.26 (Overall)
Top Speed [km/h] (Section)	70.4 (1000m)
Race State	Finished

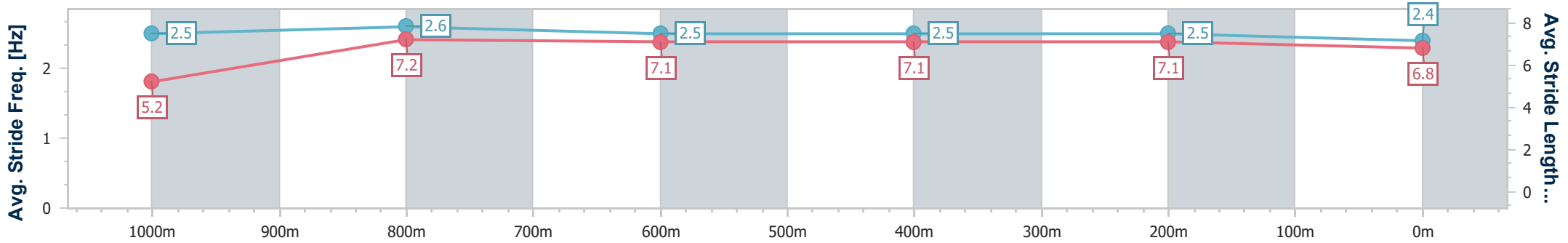
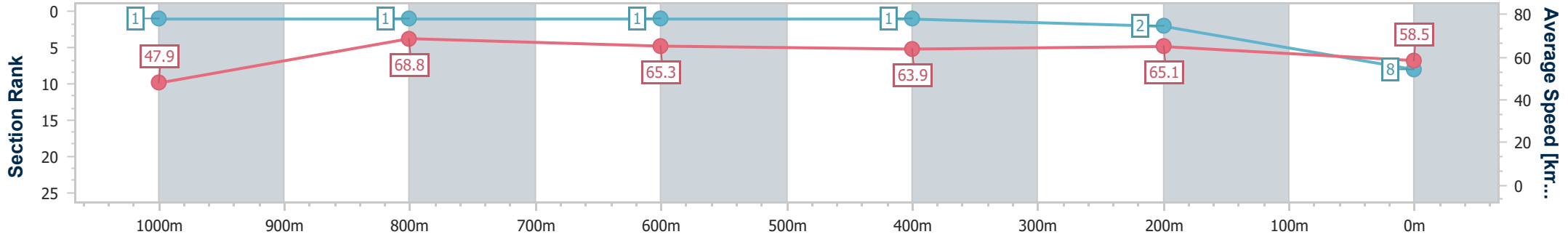


Doomben QLD Professional
Race 8: LADBROKES HUB BENCHMARK 75 Handicap - 1110m
 09 September 2023 - 16:09
 Track Rating: Good 4, Weather: Fine, Rail Position: +2.5m Entire



BRISBANE
RACING CLUB

Section	Overall	1000m	800m	600m	400m	200m
Section Times	1:04.29 [8] (0:08.26)	0:56.03 [1] (0:10.45)	0:45.58 [1] (0:11.02)	0:34.56 [1] (0:11.23)	0:23.33 [1] (0:11.03)	0:12.30 [2] (0:12.30)
Average Speed [km/h]	47.9	68.8	65.3	63.9	65.1	58.5
Top Speed [km/h]	68.0	70.4	67.6	64.5	66.2	63.7
Avg. Dist. to Rail [m]	3.7	1.0	0.2	0.7	0.4	0.5
Avg. Stride Freq. [Hz]	2.5	2.6	2.5	2.5	2.5	2.4
Avg. Stride Length [m]	5.2	7.2	7.1	7.1	7.1	6.8



- [] Ranking at each section and finish
- .-.- No data available at this section
- NA No data available



Horse/Jockey Name	Maya Bay
Final Rank	9
Fastest Section Time (Section)	0:09.10 (Overall)
Top Speed [km/h] (Section)	68.3 (400m)
Race State	Finished

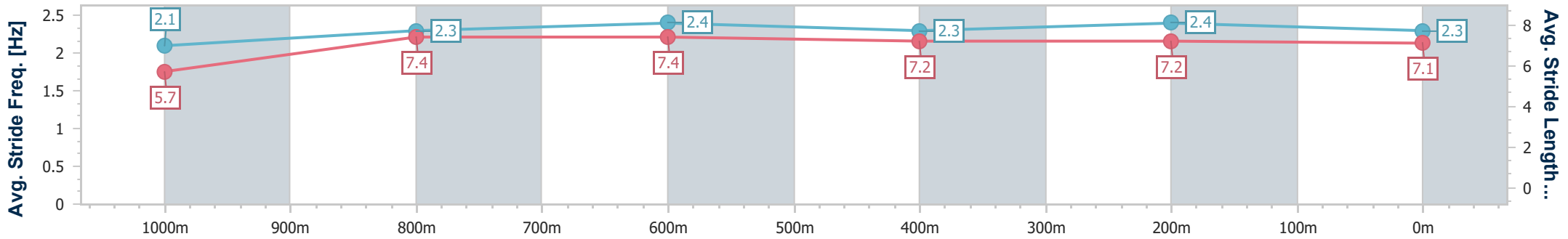
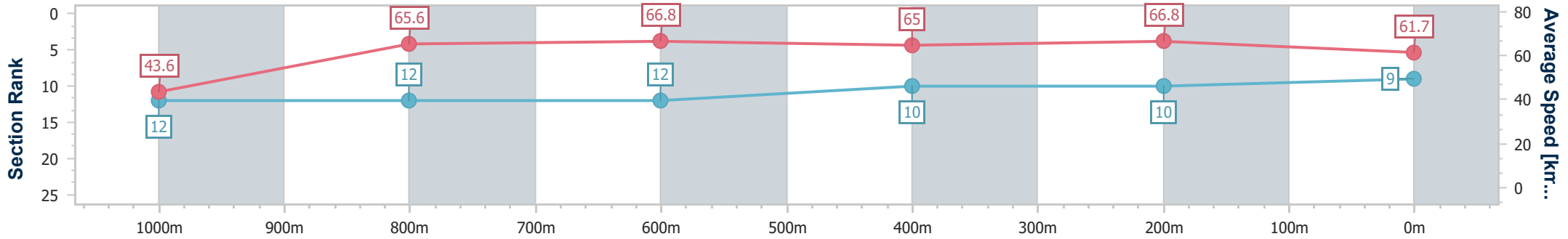


Doomben QLD Professional
Race 8: LADBROKES HUB BENCHMARK 75 Handicap - 1110m
 09 September 2023 - 16:09
 Track Rating: Good 4, Weather: Fine, Rail Position: +2.5m Entire



BRISBANE
 RACING CLUB

Section	Overall	1000m	800m	600m	400m	200m
Section Times	1:04.29 [9] (0:09.10)	0:55.19 [12] (0:11.00)	0:44.19 [12] (0:10.75)	0:33.44 [12] (0:11.02)	0:22.42 [10] (0:10.76)	0:11.66 [10] (0:11.66)
Average Speed [km/h]	43.6	65.6	66.8	65.0	66.8	61.7
Top Speed [km/h]	62.6	66.7	67.2	66.0	68.3	65.8
Avg. Dist. to Rail [m]	8.6	0.8	0.5	0.7	0.8	0.9
Avg. Stride Freq. [Hz]	2.1	2.3	2.4	2.3	2.4	2.3
Avg. Stride Length [m]	5.7	7.4	7.4	7.2	7.2	7.1



- [] Ranking at each section and finish
- .-.- No data available at this section
- NA No data available



Horse/Jockey Name	Light Of Boom
Final Rank	10
Fastest Section Time (Section)	0:08.82 (Overall)
Top Speed [km/h] (Section)	68.5 (1000m)
Race State	Finished

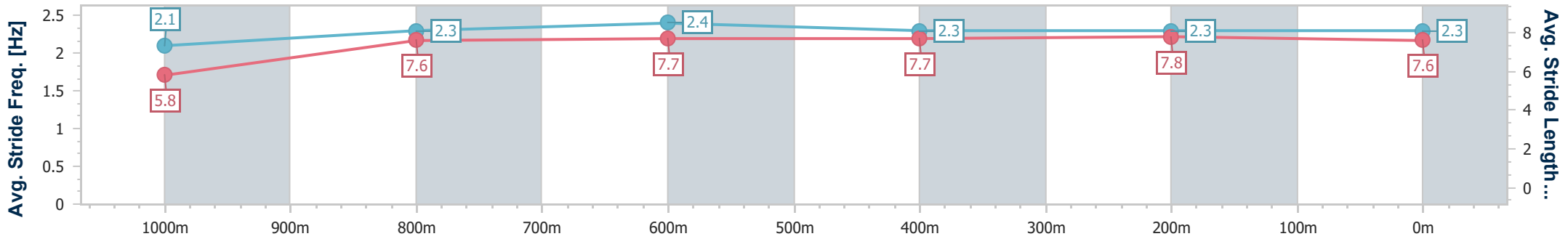
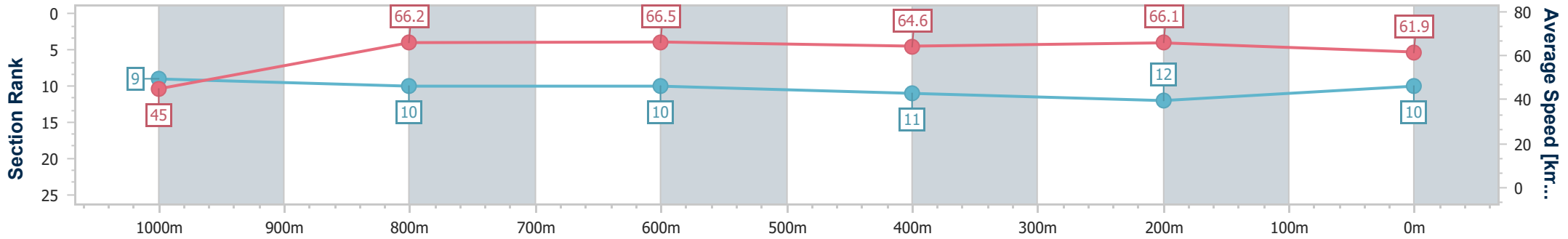


Doomben QLD Professional
Race 8: LADBROKES HUB BENCHMARK 75 Handicap - 1110m
09 September 2023 - 16:09
Track Rating: Good 4, Weather: Fine, Rail Position: +2.5m Entire



BRISBANE
RACING CLUB

Section	Overall	1000m	800m	600m	400m	200m
Section Times	1:04.39 [10] (0:08.82)	0:55.57 [9] (0:10.93)	0:44.64 [10] (0:10.93)	0:33.71 [10] (0:11.19)	0:22.52 [11] (0:10.90)	0:11.62 [12] (0:11.62)
Average Speed [km/h]	45.0	66.2	66.5	64.6	66.1	61.9
Top Speed [km/h]	64.4	68.5	68.3	65.7	67.3	65.5
Avg. Dist. to Rail [m]	3.6	1.5	2.1	0.8	1.8	4.1
Avg. Stride Freq. [Hz]	2.1	2.3	2.4	2.3	2.3	2.3
Avg. Stride Length [m]	5.8	7.6	7.7	7.7	7.8	7.6



- [] Ranking at each section and finish
- .-.- No data available at this section
- NA No data available



Horse/Jockey Name	Maximum Vortex
Final Rank	11
Fastest Section Time (Section)	0:08.44 (Overall)
Top Speed [km/h] (Section)	70.6 (1000m)
Race State	Finished

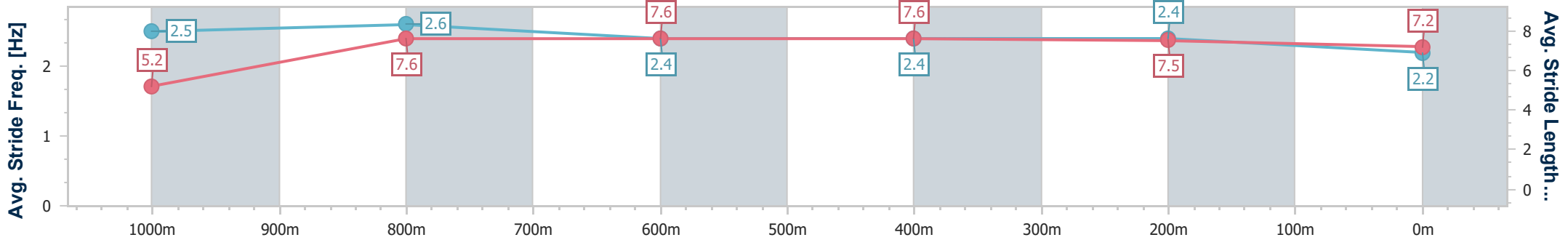
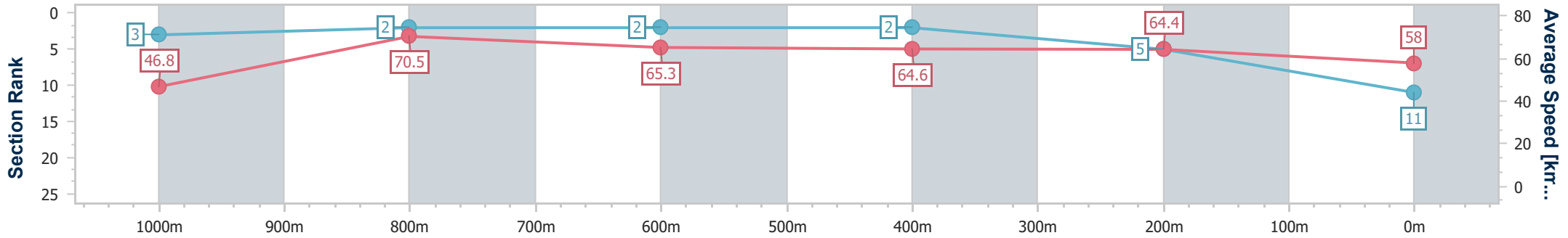


Doomben QLD Professional
Race 8: LADBROKES HUB BENCHMARK 75 Handicap - 1110m
 09 September 2023 - 16:09
 Track Rating: Good 4, Weather: Fine, Rail Position: +2.5m Entire



BRISBANE
RACING CLUB

Section	Overall	1000m	800m	600m	400m	200m
Section Times	1:04.67 [11] (0:08.44)	0:56.23 [3] (0:10.30)	0:45.93 [2] (0:11.09)	0:34.84 [2] (0:11.21)	0:23.63 [2] (0:11.20)	0:12.43 [5] (0:12.43)
Average Speed [km/h]	46.8	70.5	65.3	64.6	64.4	58.0
Top Speed [km/h]	65.9	70.6	67.0	65.4	65.9	61.2
Avg. Dist. to Rail [m]	12.1	3.9	1.4	1.1	1.4	1.6
Avg. Stride Freq. [Hz]	2.5	2.6	2.4	2.4	2.4	2.2
Avg. Stride Length [m]	5.2	7.6	7.6	7.6	7.5	7.2



- [] Ranking at each section and finish
- .-.- No data available at this section
- NA No data available



Horse/Jockey Name	Kavak
Final Rank	12
Fastest Section Time (Section)	0:08.47 (Overall)
Top Speed [km/h] (Section)	69.3 (1000m)
Race State	Finished

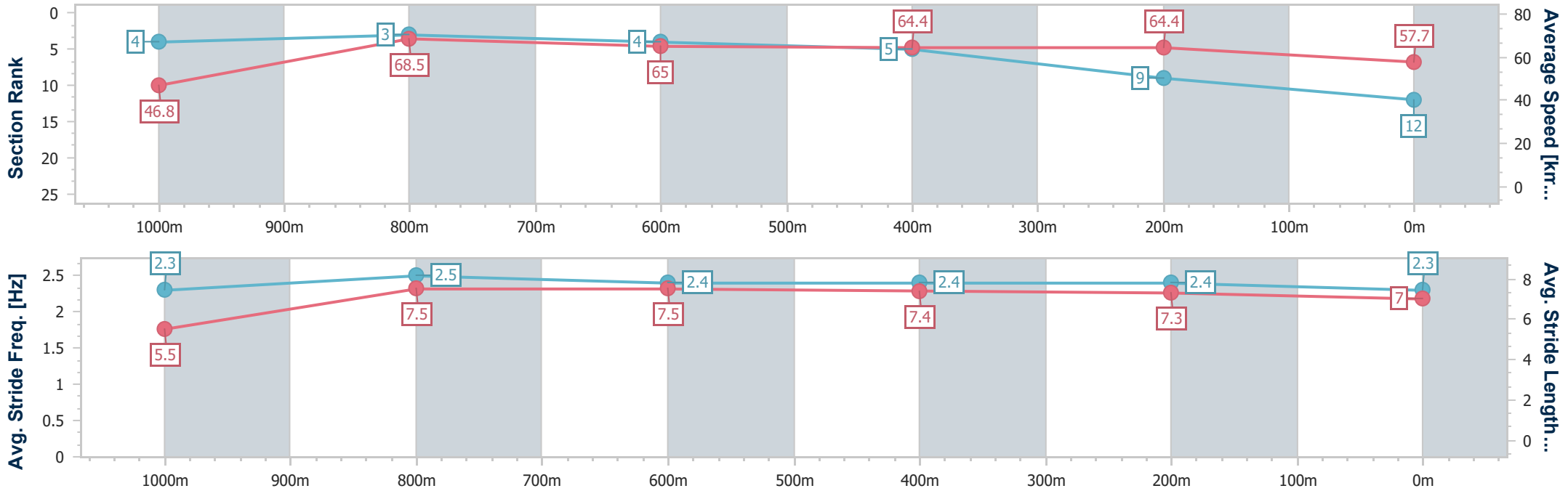


Doomben QLD Professional
Race 8: LADBROKES HUB BENCHMARK 75 Handicap - 1110m
 09 September 2023 - 16:09
 Track Rating: Good 4, Weather: Fine, Rail Position: +2.5m Entire



BRISBANE
RACING CLUB

Section	Overall	1000m	800m	600m	400m	200m
Section Times	1:05.05 [12] (0:08.47)	0:56.58 [4] (0:10.55)	0:46.03 [3] (0:11.14)	0:34.89 [4] (0:11.21)	0:23.68 [5] (0:11.20)	0:12.48 [9] (0:12.48)
Average Speed [km/h]	46.8	68.5	65.0	64.4	64.4	57.7
Top Speed [km/h]	67.4	69.3	65.9	66.4	66.9	62.6
Avg. Dist. to Rail [m]	10.1	2.6	1.1	0.5	1.5	2.5
Avg. Stride Freq. [Hz]	2.3	2.5	2.4	2.4	2.4	2.3
Avg. Stride Length [m]	5.5	7.5	7.5	7.4	7.3	7.0



- [] Ranking at each section and finish
- .-.- No data available at this section
- NA No data available