



Doomben QLD Professional

Race 2: DRINKWISE BENCHMARK 90 Handicap - 2200m

09 September 2023 - 12:33



BRISBANE
RACING CLUB

Track Rating: Good 4, Weather: Fine, Rail Position: +2.5m Entire

Section		Overall	2000m	1800m	1600m	1400m	1200m	1000m	Last 600m				
Field Times		2:15.13 (0:14.40)	2:00.73 (0:12.06)	1:48.67 (0:12.13)	1:36.54 (0:12.50)	1:24.04 (0:12.39)	1:11.65 (0:12.55)	0:59.10 (0:12.22)	0:34.52				
Rank	TAB Horse/Jockey	Barrier	Top Speed [km/h]	Fastest Section									Distance Travelled [m]
1	4 NIKAU SPUR Mark Du Plessis	6	65.6 400m	0:11.12 400m	2:15.13 [1] (0:14.78)	2:00.35 [4] (0:11.93)	1:48.42 [3] (0:12.34)	1:36.08 [3] (0:12.38)	1:23.70 [3] (0:12.34)	1:11.36 [3] (0:12.50)	0:58.86 [3] (0:12.20)	0:34.30	
2	6 GALIFIANAKIS Ben Thompson	1	63.7 400m	0:11.36 400m	2:15.46 [2] (0:14.40)	2:01.06 [1] (0:12.06)	1:49.00 [1] (0:12.13)	1:36.87 [1] (0:12.50)	1:24.37 [1] (0:12.39)	1:11.98 [1] (0:12.55)	0:59.43 [1] (0:12.22)	0:34.85	-1
3	2 LINTHORPE LAD Bailey Wheeler	7	64.5 400m	0:11.31 400m	2:15.78 [3] (0:15.12)	2:00.66 [6] (0:12.10)	1:48.56 [6] (0:12.47)	1:36.09 [6] (0:12.15)	1:23.94 [5] (0:12.36)	1:11.58 [5] (0:12.52)	0:59.06 [6] (0:12.08)	0:34.65	+5
4	1 BARTHOLOMEU DIAS Cejay Graham	3	66.6 400m	0:11.13 400m	2:15.95 [4] (0:15.10)	2:00.85 [5] (0:12.06)	1:48.79 [5] (0:12.48)	1:36.31 [5] (0:12.21)	1:24.10 [6] (0:12.37)	1:11.73 [6] (0:12.44)	0:59.29 [5] (0:12.17)	0:34.76	+0
5	3 EIGER Taylor Marshall	2	63.3 400m	0:11.59 400m	2:16.87 [5] (0:14.44)	2:02.43 [2] (0:12.10)	1:50.33 [2] (0:12.32)	1:38.01 [2] (0:12.45)	1:25.56 [2] (0:12.40)	1:13.16 [2] (0:12.46)	1:00.70 [2] (0:12.19)	0:36.15	+6
6	5 MUBARIZ Damien Thornton	5	63.1 600m	0:11.64 600m	2:17.71 [6] (0:14.75)	2:02.96 [3] (0:12.14)	1:50.82 [4] (0:12.46)	1:38.36 [4] (0:12.21)	1:26.15 [4] (0:12.43)	1:13.72 [4] (0:12.46)	1:01.26 [4] (0:12.18)	0:36.79	+7

Scratched: Savvy Lad (#7)

[] Ranking at each section and finish
 -:-:- No data available at this section
 NA No data available

SCN Saddle cloth number
 DNF Did not finish
 DNT Did not track



Doomben QLD Professional

Race 2: DRINKWISE BENCHMARK 90 Handicap - 2200m

09 September 2023 - 12:33



BRISBANE
RACING CLUB

Track Rating: Good 4, Weather: Fine, Rail Position: +2.5m Entire

Section				800m	600m	400m	200m	Last 600m			
Field Times				0:46.88 (0:12.36)	0:34.52 (0:11.66)	0:22.86 (0:11.33)	0:11.53 (0:11.53)	0:34.52			
Rank	TAB Horse/Jockey	Barrier	Top Speed [km/h]	Fastest Section					Margin	Distance Travelled [m]	
1	4 NIKAU SPUR Mark Du Plessis	6	65.6 400m	0:11.12 400m	0:46.66 [3] (0:12.36)	0:34.30 [3] (0:11.65)	0:22.65 [2] (0:11.12)	0:11.53 [1] (0:11.53)	2:15.13	0:34.30	
2	6 GALIFIANAKIS Ben Thompson	1	63.7 400m	0:11.36 400m	0:47.21 [1] (0:12.36)	0:34.85 [1] (0:11.66)	0:23.19 [1] (0:11.36)	0:11.83 [2] (0:11.83)	1.96L	0:34.85 -1	
3	2 LINTHORPE LAD Bailey Wheeler	7	64.5 400m	0:11.31 400m	0:46.98 [5] (0:12.33)	0:34.65 [5] (0:11.58)	0:23.07 [5] (0:11.31)	0:11.76 [3] (0:11.76)	3.84L	0:34.65 +5	
4	1 BARTHOLOMEU DIAS Cejay Graham	3	66.6 400m	0:11.13 400m	0:47.12 [6] (0:12.36)	0:34.76 [6] (0:11.71)	0:23.05 [6] (0:11.13)	0:11.92 [4] (0:11.92)	4.85L	0:34.76 +0	
5	3 EIGER Taylor Marshall	2	63.3 400m	0:11.59 400m	0:48.51 [2] (0:12.36)	0:36.15 [2] (0:11.87)	0:24.28 [4] (0:11.59)	0:12.69 [5] (0:12.69)	10.26L	0:36.15 +6	
6	5 MUBARIZ Damien Thornton	5	63.1 600m	0:11.64 600m	0:49.08 [4] (0:12.29)	0:36.79 [4] (0:11.64)	0:25.15 [3] (0:11.78)	0:13.37 [6] (0:13.37)	15.19L	0:36.79 +7	

Scratched: Savvy Lad (#7)



Horse/Jockey Name	Nikau Spur
Final Rank	1
Fastest Section Time (Section)	0:11.12 (400m)
Top Speed [km/h] (Section)	65.6 (400m)
Race State	Finished



Doomben QLD Professional

Race 2: DRINKWISE BENCHMARK 90 Handicap - 2200m

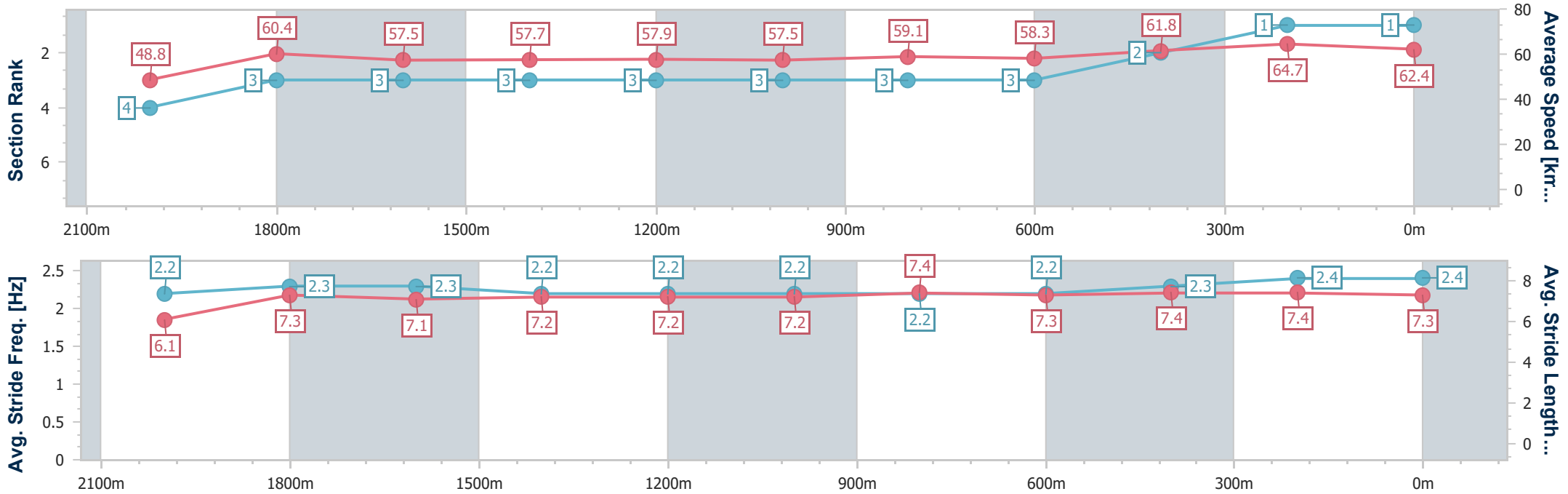
09 September 2023 - 12:33

Track Rating: Good 4, Weather: Fine, Rail Position: +2.5m Entire



BRISBANE RACING CLUB

Section	Overall	2000m	1800m	1600m	1400m	1200m	1000m	800m	600m	400m	200m
Section Times	2:15.13 [1] (0:14.78)	2:00.35 [4] (0:11.93)	1:48.42 [3] (0:12.34)	1:36.08 [3] (0:12.38)	1:23.70 [3] (0:12.34)	1:11.36 [3] (0:12.50)	0:58.86 [3] (0:12.20)	0:46.66 [3] (0:12.36)	0:34.30 [3] (0:11.65)	0:22.65 [2] (0:11.12)	0:11.53 [1] (0:11.53)
Average Speed [km/h]	48.8	60.4	57.5	57.7	57.9	57.5	59.1	58.3	61.8	64.7	62.4
Top Speed [km/h]	62.9	62.9	58.5	58.8	58.5	58.3	60.4	60.5	63.6	65.6	64.2
Avg. Dist. to Rail [m]	2.9	2.5	2.2	2.0	1.3	0.3	0.2	0.3	0.4	0.4	1.0
Avg. Stride Freq. [Hz]	2.2	2.3	2.3	2.2	2.2	2.2	2.2	2.2	2.3	2.4	2.4
Avg. Stride Length [m]	6.1	7.3	7.1	7.2	7.2	7.2	7.4	7.3	7.4	7.4	7.3



- [] Ranking at each section and finish
- .-.- No data available at this section
- NA No data available



Horse/Jockey Name	Galifianakis
Final Rank	2
Fastest Section Time (Section)	0:11.36 (400m)
Top Speed [km/h] (Section)	63.7 (400m)
Race State	Finished



Doomben QLD Professional

Race 2: DRINKWISE BENCHMARK 90 Handicap - 2200m

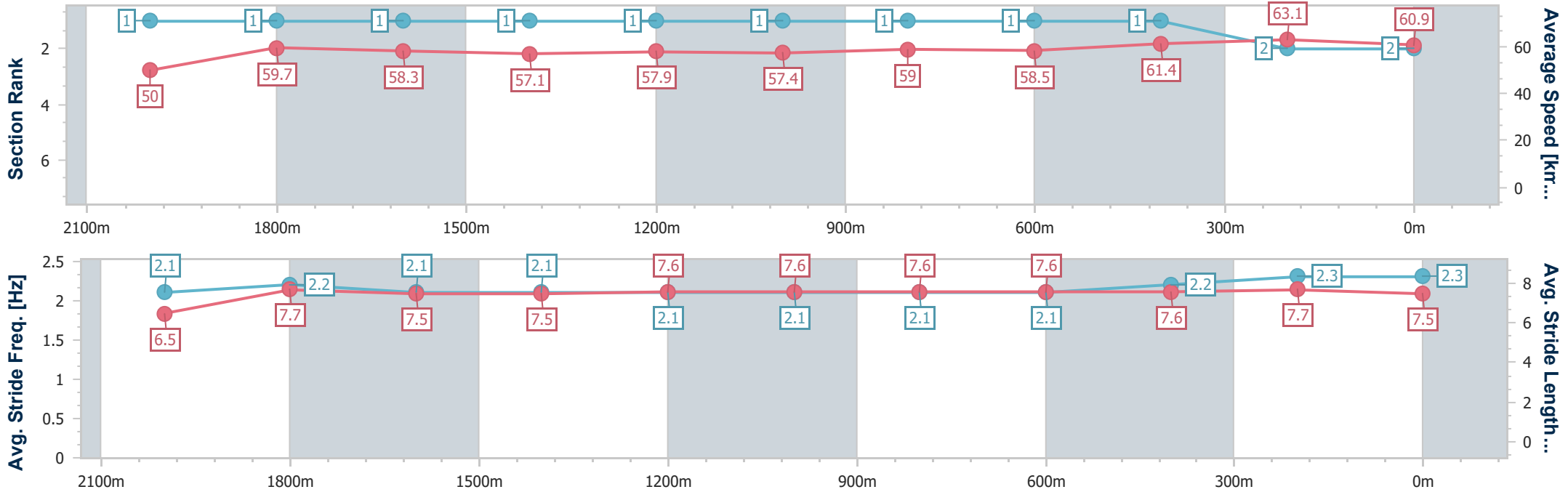
09 September 2023 - 12:33

Track Rating: Good 4, Weather: Fine, Rail Position: +2.5m Entire



BRISBANE RACING CLUB

Section	Overall	2000m	1800m	1600m	1400m	1200m	1000m	800m	600m	400m	200m
Section Times	2:15.46 [2] (0:14.40)	2:01.06 [1] (0:12.06)	1:49.00 [1] (0:12.13)	1:36.87 [1] (0:12.50)	1:24.37 [1] (0:12.39)	1:11.98 [1] (0:12.55)	0:59.43 [1] (0:12.22)	0:47.21 [1] (0:12.36)	0:34.85 [1] (0:11.66)	0:23.19 [1] (0:11.36)	0:11.83 [2] (0:11.83)
Average Speed [km/h]	50.0	59.7	58.3	57.1	57.9	57.4	59.0	58.5	61.4	63.1	60.9
Top Speed [km/h]	63.0	61.8	59.0	58.3	58.4	58.8	59.8	60.6	62.7	63.7	63.4
Avg. Dist. to Rail [m]	2.8	3.6	3.4	2.4	0.8	1.2	1.1	0.6	1.0	1.9	0.7
Avg. Stride Freq. [Hz]	2.1	2.2	2.1	2.1	2.1	2.1	2.1	2.1	2.2	2.3	2.3
Avg. Stride Length [m]	6.5	7.7	7.5	7.5	7.6	7.6	7.6	7.6	7.6	7.7	7.5



- [] Ranking at each section and finish
- .-.- No data available at this section
- NA No data available



Horse/Jockey Name	Linthorpe Lad
Final Rank	3
Fastest Section Time (Section)	0:11.31 (400m)
Top Speed [km/h] (Section)	64.5 (400m)
Race State	Finished



Doomben QLD Professional

Race 2: DRINKWISE BENCHMARK 90 Handicap - 2200m

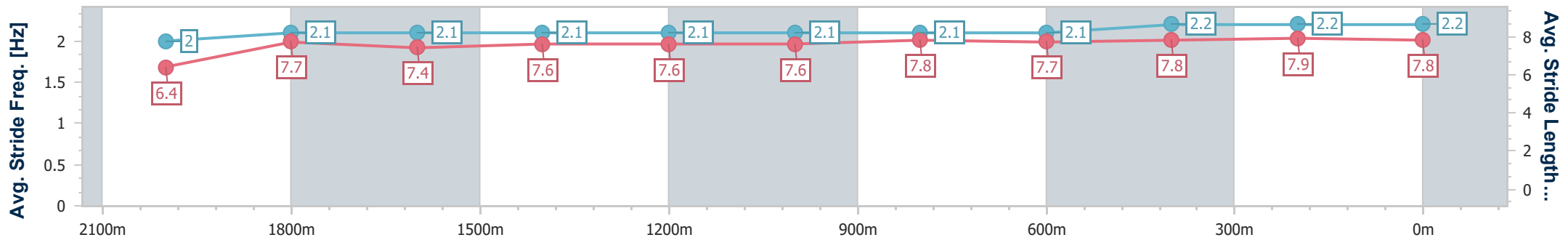
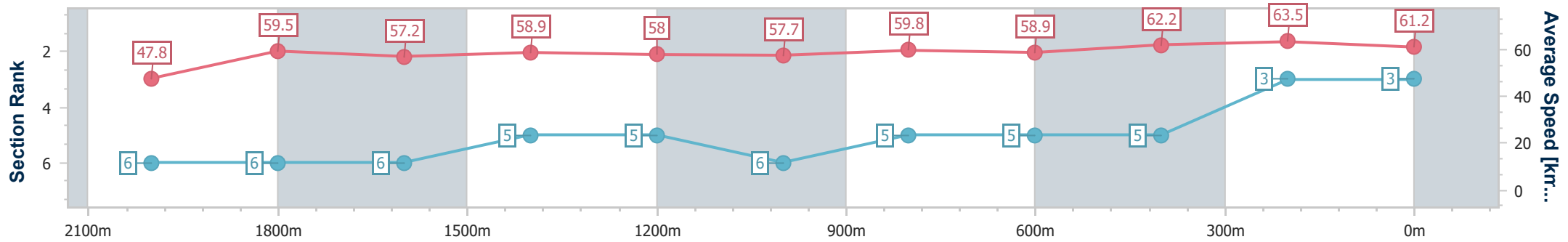
09 September 2023 - 12:33

Track Rating: Good 4, Weather: Fine, Rail Position: +2.5m Entire



BRISBANE RACING CLUB

Section	Overall	2000m	1800m	1600m	1400m	1200m	1000m	800m	600m	400m	200m
Section Times	2:15.78 [3] (0:15.12)	2:00.66 [6] (0:12.10)	1:48.56 [6] (0:12.47)	1:36.09 [6] (0:12.15)	1:23.94 [5] (0:12.36)	1:11.58 [5] (0:12.52)	0:59.06 [6] (0:12.08)	0:46.98 [5] (0:12.33)	0:34.65 [5] (0:11.58)	0:23.07 [5] (0:11.31)	0:11.76 [3] (0:11.76)
Average Speed [km/h]	47.8	59.5	57.2	58.9	58.0	57.7	59.8	58.9	62.2	63.5	61.2
Top Speed [km/h]	63.1	60.9	57.9	59.8	59.4	58.4	61.5	60.7	62.8	64.5	63.5
Avg. Dist. to Rail [m]	3.2	1.5	1.6	1.3	0.7	1.9	2.0	1.8	0.8	1.0	1.4
Avg. Stride Freq. [Hz]	2.0	2.1	2.1	2.1	2.1	2.1	2.1	2.1	2.2	2.2	2.2
Avg. Stride Length [m]	6.4	7.7	7.4	7.6	7.6	7.6	7.8	7.7	7.8	7.9	7.8



- [] Ranking at each section and finish
- .-.- No data available at this section
- NA No data available



Horse/Jockey Name	Bartholomeu Dias
Final Rank	4
Fastest Section Time (Section)	0:11.13 (400m)
Top Speed [km/h] (Section)	66.6 (400m)
Race State	Finished



Doomben QLD Professional

Race 2: DRINKWISE BENCHMARK 90 Handicap - 2200m

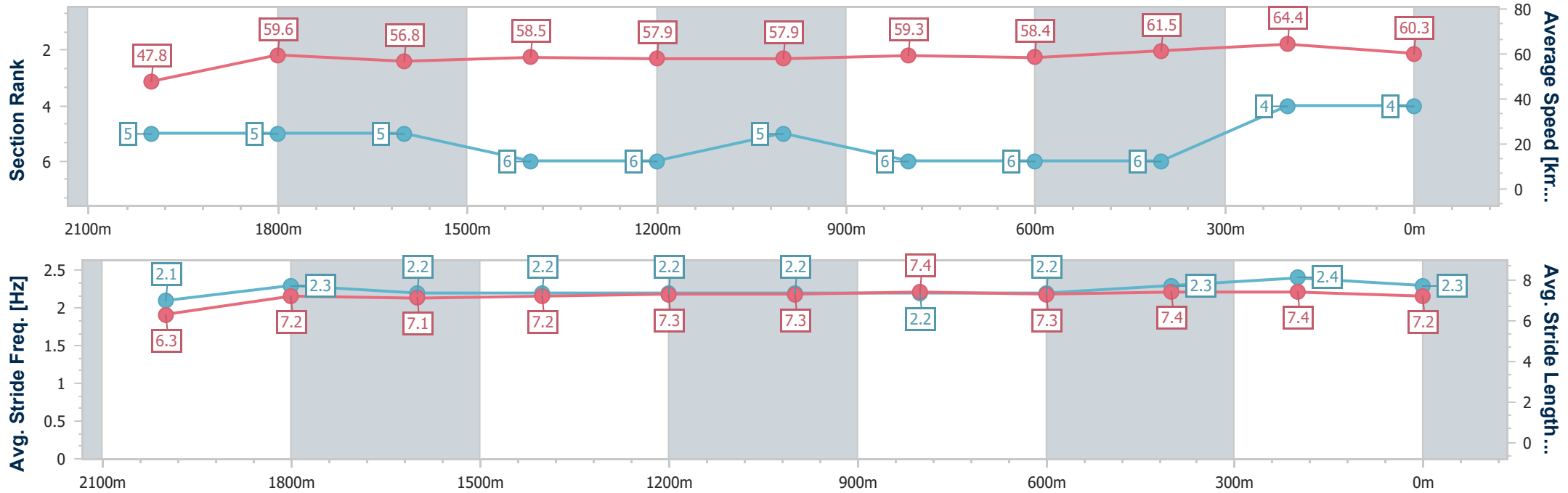
09 September 2023 - 12:33

Track Rating: Good 4, Weather: Fine, Rail Position: +2.5m Entire



BRISBANE RACING CLUB

Section	Overall	2000m	1800m	1600m	1400m	1200m	1000m	800m	600m	400m	200m
Section Times	2:15.95 [4] (0:15.10)	2:00.85 [5] (0:12.06)	1:48.79 [5] (0:12.48)	1:36.31 [5] (0:12.21)	1:24.10 [6] (0:12.37)	1:11.73 [6] (0:12.44)	0:59.29 [5] (0:12.17)	0:47.12 [6] (0:12.36)	0:34.76 [6] (0:11.71)	0:23.05 [6] (0:11.13)	0:11.92 [4] (0:11.92)
Average Speed [km/h]	47.8	59.6	56.8	58.5	57.9	57.9	59.3	58.4	61.5	64.4	60.3
Top Speed [km/h]	61.0	60.8	58.1	59.9	59.0	58.5	60.7	59.2	63.4	66.6	63.6
Avg. Dist. to Rail [m]	1.8	2.6	2.9	2.0	0.8	0.2	0.4	0.7	0.6	0.8	0.5
Avg. Stride Freq. [Hz]	2.1	2.3	2.2	2.2	2.2	2.2	2.2	2.2	2.3	2.4	2.3
Avg. Stride Length [m]	6.3	7.2	7.1	7.2	7.3	7.3	7.4	7.3	7.4	7.4	7.2



- [] Ranking at each section and finish
- .-.- No data available at this section
- NA No data available



Horse/Jockey Name	Eiger
Final Rank	5
Fastest Section Time (Section)	0:11.59 (400m)
Top Speed [km/h] (Section)	63.3 (400m)
Race State	Finished



Doomben QLD Professional

Race 2: DRINKWISE BENCHMARK 90 Handicap - 2200m

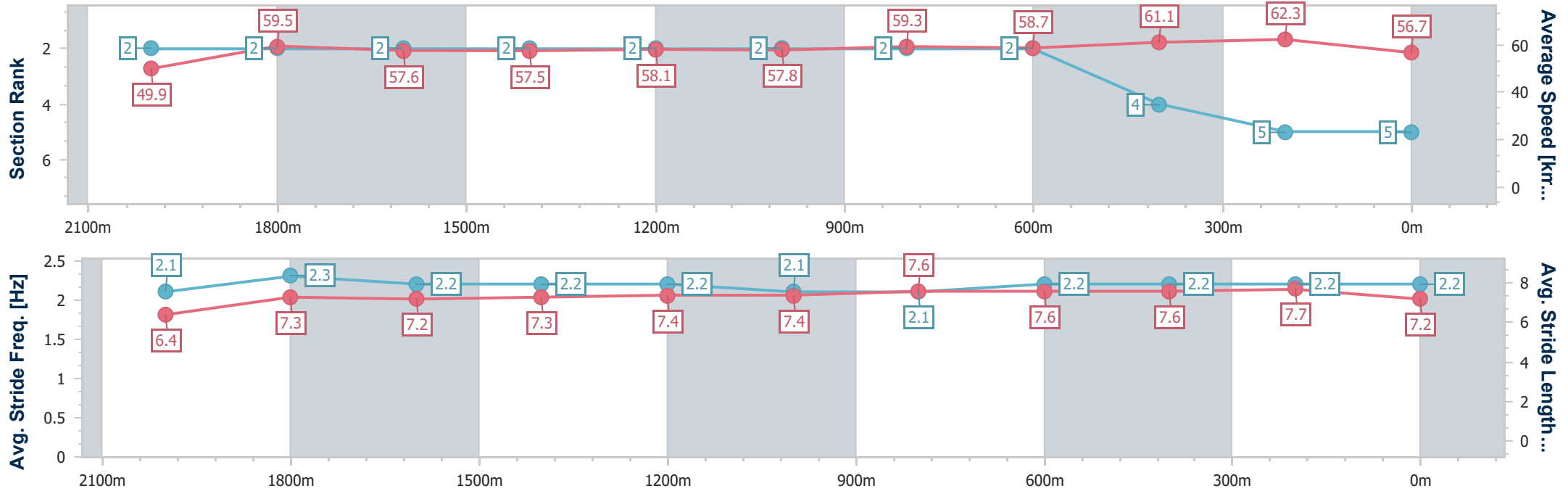
09 September 2023 - 12:33

Track Rating: Good 4, Weather: Fine, Rail Position: +2.5m Entire



BRISBANE RACING CLUB

Section	Overall	2000m	1800m	1600m	1400m	1200m	1000m	800m	600m	400m	200m
Section Times	2:16.87 [5] (0:14.44)	2:02.43 [2] (0:12.10)	1:50.33 [2] (0:12.32)	1:38.01 [2] (0:12.45)	1:25.56 [2] (0:12.40)	1:13.16 [2] (0:12.46)	1:00.70 [2] (0:12.19)	0:48.51 [2] (0:12.36)	0:36.15 [2] (0:11.87)	0:24.28 [4] (0:11.59)	0:12.69 [5] (0:12.69)
Average Speed [km/h]	49.9	59.5	57.6	57.5	58.1	57.8	59.3	58.7	61.1	62.3	56.7
Top Speed [km/h]	61.6	61.3	58.4	58.9	58.7	58.3	60.2	59.4	62.3	63.3	60.0
Avg. Dist. to Rail [m]	1.2	2.6	2.6	1.2	0.5	1.1	1.1	1.8	1.4	1.6	1.9
Avg. Stride Freq. [Hz]	2.1	2.3	2.2	2.2	2.2	2.1	2.1	2.2	2.2	2.2	2.2
Avg. Stride Length [m]	6.4	7.3	7.2	7.3	7.4	7.4	7.6	7.6	7.6	7.7	7.2



- [] Ranking at each section and finish
- .-.- No data available at this section
- NA No data available



Horse/Jockey Name	Mubariz
Final Rank	6
Fastest Section Time (Section)	0:11.64 (600m)
Top Speed [km/h] (Section)	63.1 (600m)
Race State	Finished



Doomben QLD Professional

Race 2: DRINKWISE BENCHMARK 90 Handicap - 2200m

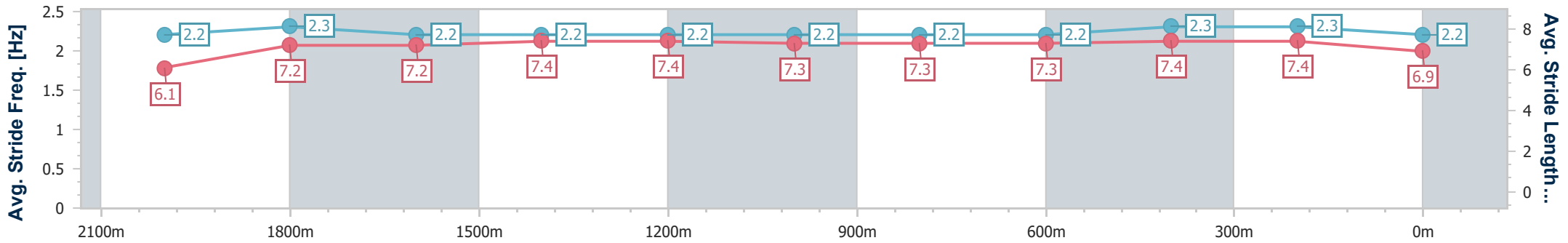
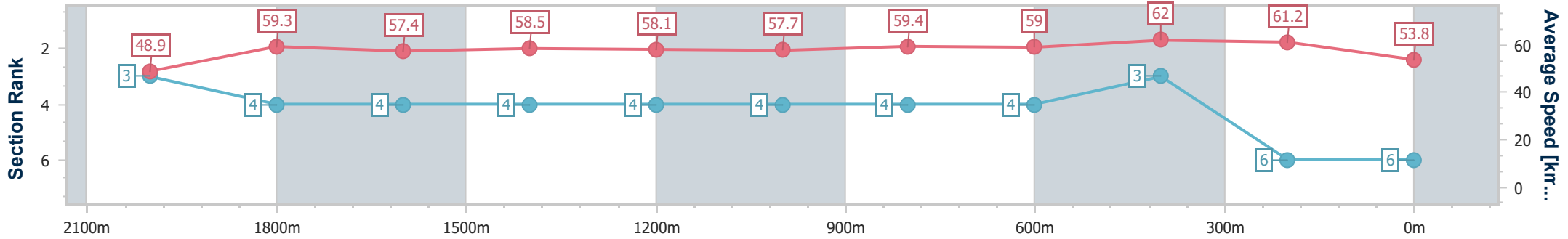
09 September 2023 - 12:33

Track Rating: Good 4, Weather: Fine, Rail Position: +2.5m Entire



BRISBANE RACING CLUB

Section	Overall	2000m	1800m	1600m	1400m	1200m	1000m	800m	600m	400m	200m
Section Times	2:17.71 [6] (0:14.75)	2:02.96 [3] (0:12.14)	1:50.82 [4] (0:12.46)	1:38.36 [4] (0:12.21)	1:26.15 [4] (0:12.43)	1:13.72 [4] (0:12.46)	1:01.26 [4] (0:12.18)	0:49.08 [4] (0:12.29)	0:36.79 [4] (0:11.64)	0:25.15 [3] (0:11.78)	0:13.37 [6] (0:13.37)
Average Speed [km/h]	48.9	59.3	57.4	58.5	58.1	57.7	59.4	59.0	62.0	61.2	53.8
Top Speed [km/h]	61.0	61.1	58.4	59.5	58.7	58.7	60.7	60.6	63.1	62.2	58.9
Avg. Dist. to Rail [m]	2.3	1.2	1.3	1.1	0.5	1.5	1.4	1.5	0.9	1.2	3.3
Avg. Stride Freq. [Hz]	2.2	2.3	2.2	2.2	2.2	2.2	2.2	2.2	2.3	2.3	2.2
Avg. Stride Length [m]	6.1	7.2	7.2	7.4	7.4	7.3	7.3	7.3	7.4	7.4	6.9



- [] Ranking at each section and finish
- .-.- No data available at this section
- NA No data available