



# Aquis Park Gold Coast Poly QLD Professional

## Race 8: Novotel Brisbane Airport BM58 Handicap - 1200m



09 September 2023 - 17:00

Track Rating: Synthetic , Weather: Fine, Rail Position: True

Section		Field Times										Last 600m		
		Overall	1000m	800m	600m	400m	200m						0:35.07	
		1:10.15 (0:13.31)	0:56.84 (0:10.65)	0:46.19 (0:11.12)	0:35.07 (0:11.26)	0:23.81 (0:11.53)	0:12.28 (0:12.28)							
Rank	TAB	Horse/Jockey	Barrier	Top Speed [km/h]	Fastest Section							Margin	Distance Travelled [m]	
1	3	<b>DATA PATCH</b> Emily Lang	10	70.4 1000m	0:10.65 1000m	1:10.15 [1] (0:13.31)	0:56.84 [1] (0:10.65)	0:46.19 [1] (0:11.12)	0:35.07 [1] (0:11.26)	0:23.81 [1] (0:11.53)	0:12.28 [1] (0:12.28)	1:10.15	0:35.07	
2	4	<b>MY DOG DIESEL</b> Jai Williams	1	69.7 1000m	0:10.58 1000m	1:10.61 [2] (0:13.49)	0:57.12 [3] (0:10.58)	0:46.54 [3] (0:11.24)	0:35.30 [3] (0:11.33)	0:23.97 [2] (0:11.62)	0:12.35 [2] (0:12.35)	2.5L	0:35.30	-1
3	1	<b>CANNY IMPACT</b> Michael Cahill	2	68.0 1000m	0:10.68 1000m	1:11.17 [3] (0:13.74)	0:57.43 [4] (0:10.68)	0:46.75 [4] (0:11.11)	0:35.64 [4] (0:11.36)	0:24.28 [4] (0:11.93)	0:12.35 [4] (0:12.35)	5.8L	0:35.64	+5
4	5	<b>SARDEGNA</b> Danny Peisley	3	66.9 Overall	0:10.93 1000m	1:11.22 [4] (0:14.13)	0:57.09 [8] (0:10.93)	0:46.16 [8] (0:11.11)	0:35.05 [8] (0:11.36)	0:23.69 [8] (0:11.60)	0:12.09 [6] (0:12.09)	6L	0:35.05	+7
5	7	<b>BADGERS NUTS</b> Josh Adams	5	69.7 1000m	0:10.60 1000m	1:11.35 [5] (0:13.42)	0:57.93 [2] (0:10.60)	0:47.33 [2] (0:11.12)	0:36.21 [2] (0:11.51)	0:24.70 [3] (0:12.00)	0:12.70 [3] (0:12.70)	6.8L	0:36.21	+9
6	2	<b>MOSS JOB</b> Boris Thornton	4	66.8 1000m	0:10.96 1000m	1:11.44 [6] (0:13.93)	0:57.51 [7] (0:10.96)	0:46.55 [7] (0:11.05)	0:35.50 [7] (0:11.36)	0:24.14 [6] (0:11.93)	0:12.21 [7] (0:12.21)	7.2L	0:35.50	+4
7	10	<b>PEREGRINATION</b> Noriyuki Masuda	9	67.9 1000m	0:10.85 1000m	1:11.56 [7] (0:13.77)	0:57.79 [5] (0:10.85)	0:46.94 [5] (0:11.12)	0:35.82 [5] (0:11.40)	0:24.42 [5] (0:11.92)	0:12.50 [5] (0:12.50)	7.7L	0:35.82	+4
8	6	<b>VIRGO VISION</b> Anthony Allen	6	67.5 1000m	0:10.92 1000m	1:12.73 [8] (0:13.92)	0:58.81 [6] (0:10.92)	0:47.89 [6] (0:11.03)	0:36.86 [6] (0:11.48)	0:25.38 [7] (0:12.11)	0:13.27 [8] (0:13.27)	14.5L	0:36.86	+7

Scratched: Swanic Boom (#8), Inclusion (#9)

[ ] Ranking at each section and finish  
 -:-:- No data available at this section  
 NA No data available

SCN Saddle cloth number  
 DNF Did not finish  
 DNT Did not track



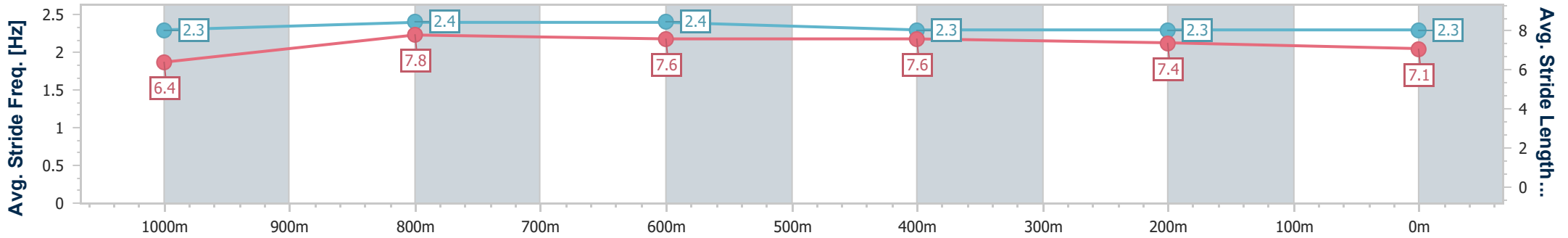
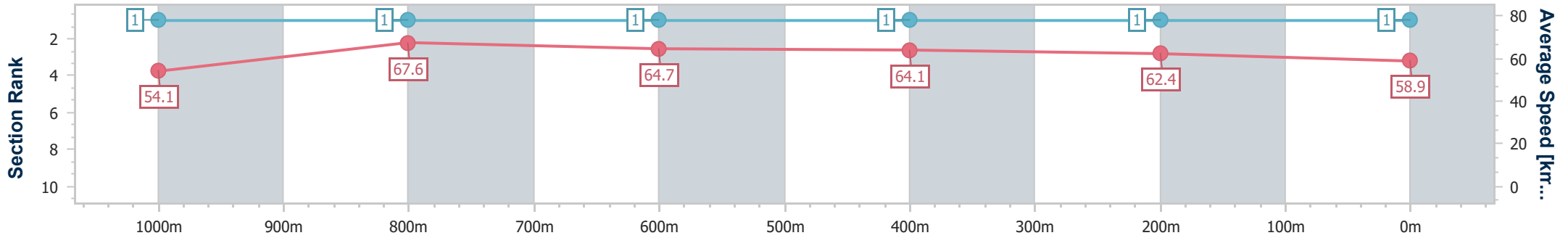
Horse/Jockey Name	Data Patch
Final Rank	1
Fastest Section Time (Section)	0:10.65 (1000m)
Top Speed [km/h] (Section)	70.4 (1000m)
Race State	Finished



**Aquis Park Gold Coast Poly QLD Professional**  
**Race 8: Novotel Brisbane Airport BM58 Handicap - 1200m**  
 09 September 2023 - 17:00  
 Track Rating: Synthetic , Weather: Fine, Rail Position: True



Section	Overall	1000m	800m	600m	400m	200m
Section Times	1:10.15 [1] (0:13.31)	0:56.84 [1] (0:10.65)	0:46.19 [1] (0:11.12)	0:35.07 [1] (0:11.26)	0:23.81 [1] (0:11.53)	0:12.28 [1] (0:12.28)
Average Speed [km/h]	54.1	67.6	64.7	64.1	62.4	58.9
Top Speed [km/h]	69.8	70.4	65.5	65.3	63.6	61.0
Avg. Dist. to Rail [m]	6.5	0.9	0.3	0.3	0.2	0.5
Avg. Stride Freq. [Hz]	2.3	2.4	2.4	2.3	2.3	2.3
Avg. Stride Length [m]	6.4	7.8	7.6	7.6	7.4	7.1



- [ ] Ranking at each section and finish
- .-.- No data available at this section
- NA No data available



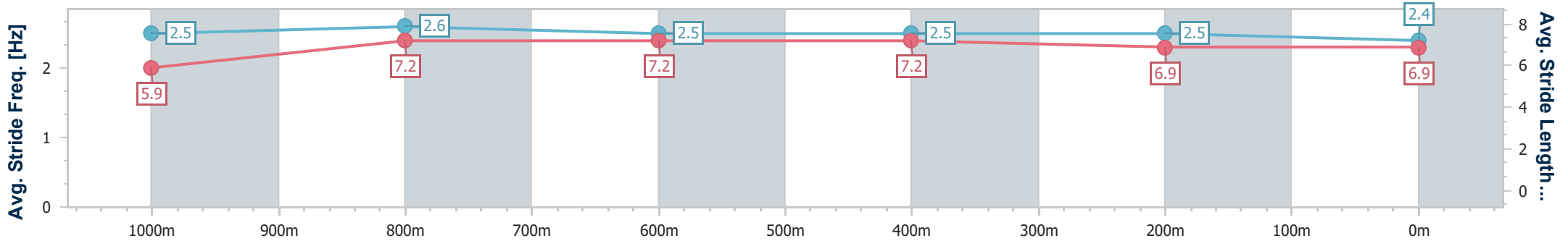
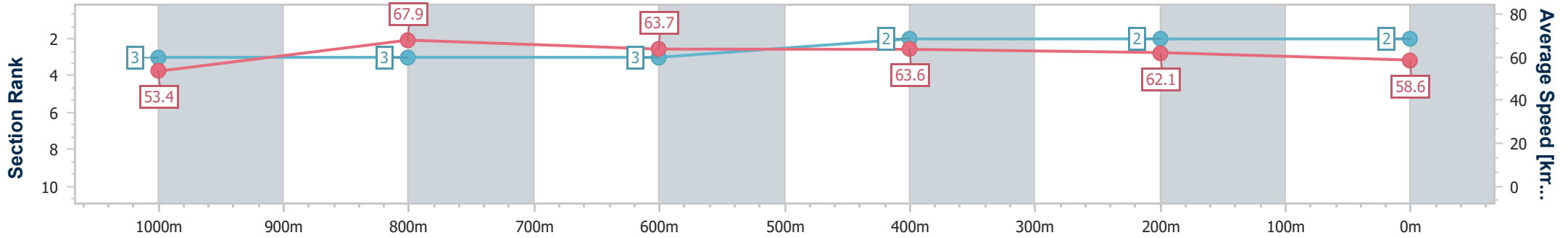
Horse/Jockey Name	My Dog Diesel
Final Rank	2
Fastest Section Time (Section)	0:10.58 (1000m)
Top Speed [km/h] (Section)	69.7 (1000m)
Race State	Finished



Aquis Park Gold Coast Poly QLD Professional  
 Race 8: Novotel Brisbane Airport BM58 Handicap - 1200m  
 09 September 2023 - 17:00  
 Track Rating: Synthetic , Weather: Fine, Rail Position: True



Section	Overall	1000m	800m	600m	400m	200m
Section Times	1:10.61 [2] (0:13.49)	0:57.12 [3] (0:10.58)	0:46.54 [3] (0:11.24)	0:35.30 [3] (0:11.33)	0:23.97 [2] (0:11.62)	0:12.35 [2] (0:12.35)
Average Speed [km/h]	53.4	67.9	63.7	63.6	62.1	58.6
Top Speed [km/h]	68.4	69.7	64.3	65.3	62.8	61.7
Avg. Dist. to Rail [m]	0.5	0.5	0.7	0.3	3.0	4.2
Avg. Stride Freq. [Hz]	2.5	2.6	2.5	2.5	2.5	2.4
Avg. Stride Length [m]	5.9	7.2	7.2	7.2	6.9	6.9



- [ ] Ranking at each section and finish
- .-.- No data available at this section
- NA No data available



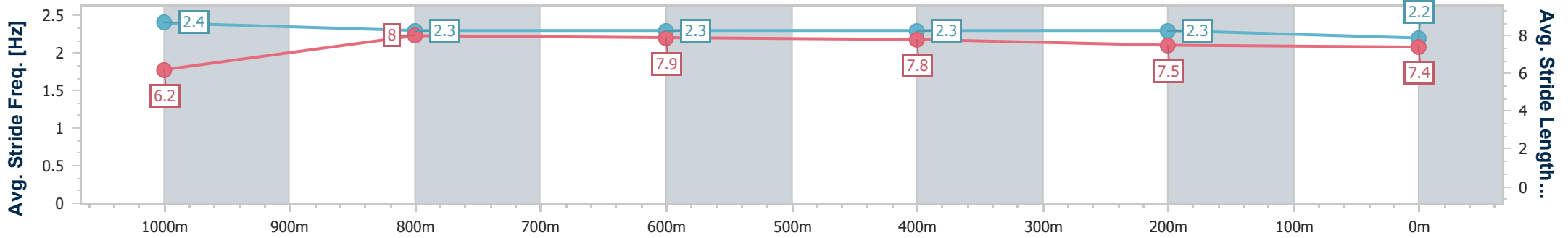
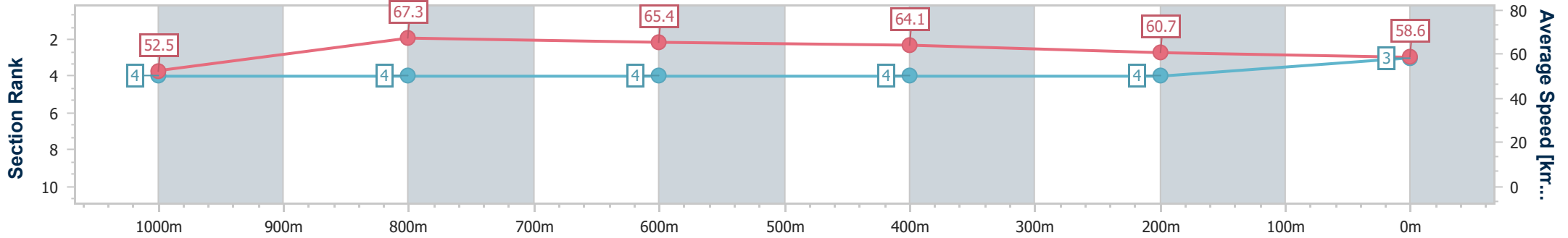
Horse/Jockey Name	Canny Impact
Final Rank	3
Fastest Section Time (Section)	0:10.68 (1000m)
Top Speed [km/h] (Section)	68.0 (1000m)
Race State	Finished



Aquis Park Gold Coast Poly QLD Professional  
 Race 8: Novotel Brisbane Airport BM58 Handicap - 1200m  
 09 September 2023 - 17:00  
 Track Rating: Synthetic , Weather: Fine, Rail Position: True



Section	Overall	1000m	800m	600m	400m	200m
Section Times	1:11.17 [3] (0:13.74)	0:57.43 [4] (0:10.68)	0:46.75 [4] (0:11.11)	0:35.64 [4] (0:11.36)	0:24.28 [4] (0:11.93)	0:12.35 [4]
Average Speed [km/h]	52.5	67.3	65.4	64.1	60.7	58.6
Top Speed [km/h]	67.0	68.0	66.2	65.8	61.7	59.9
Avg. Dist. to Rail [m]	1.2	0.2	1.4	2.2	4.0	4.5
Avg. Stride Freq. [Hz]	2.4	2.3	2.3	2.3	2.3	2.2
Avg. Stride Length [m]	6.2	8.0	7.9	7.8	7.5	7.4



- [ ] Ranking at each section and finish
- .-.- No data available at this section
- NA No data available



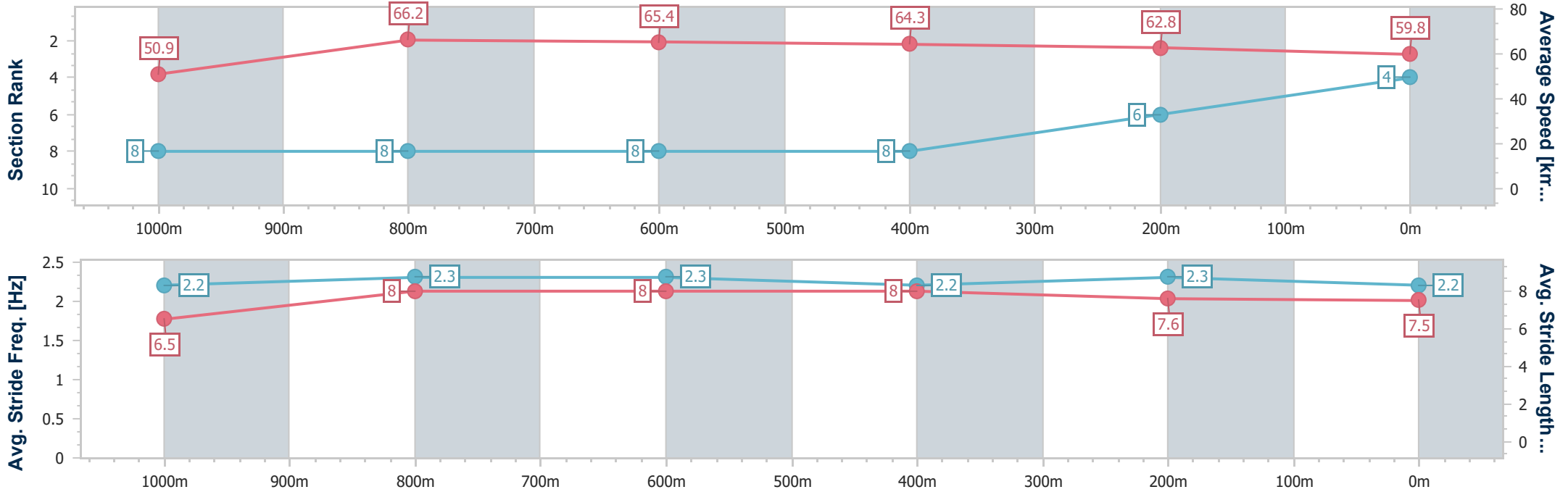
Horse/Jockey Name	Sardegna
Final Rank	4
Fastest Section Time (Section)	0:10.93 (1000m)
Top Speed [km/h] (Section)	66.9 (Overall)
Race State	Finished



Aquis Park Gold Coast Poly QLD Professional  
 Race 8: Novotel Brisbane Airport BM58 Handicap - 1200m  
 09 September 2023 - 17:00  
 Track Rating: Synthetic , Weather: Fine, Rail Position: True



Section	Overall	1000m	800m	600m	400m	200m
Section Times	1:11.22 [4] (0:14.13)	0:57.09 [8] (0:10.93)	0:46.16 [8] (0:11.11)	0:35.05 [8] (0:11.36)	0:23.69 [8] (0:11.60)	0:12.09 [6] (0:12.09)
Average Speed [km/h]	50.9	66.2	65.4	64.3	62.8	59.8
Top Speed [km/h]	66.9	66.9	66.3	65.9	63.8	62.0
Avg. Dist. to Rail [m]	2.2	0.8	1.5	2.6	6.3	9.2
Avg. Stride Freq. [Hz]	2.2	2.3	2.3	2.2	2.3	2.2
Avg. Stride Length [m]	6.5	8.0	8.0	8.0	7.6	7.5



- [ ] Ranking at each section and finish
- .-.- No data available at this section
- NA No data available



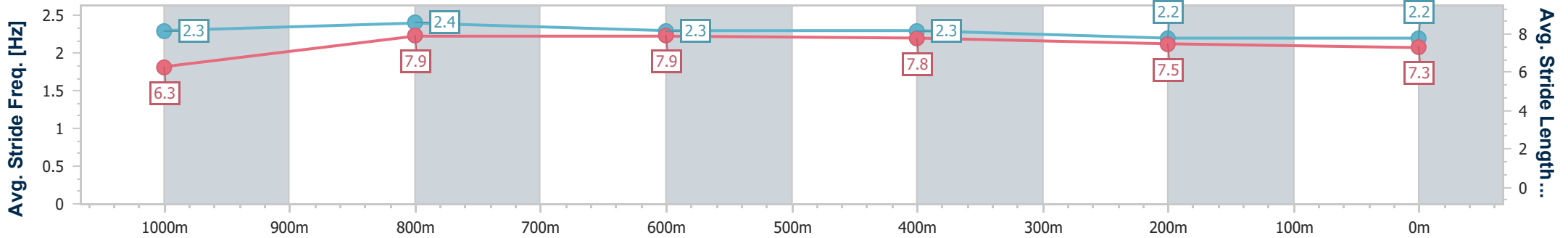
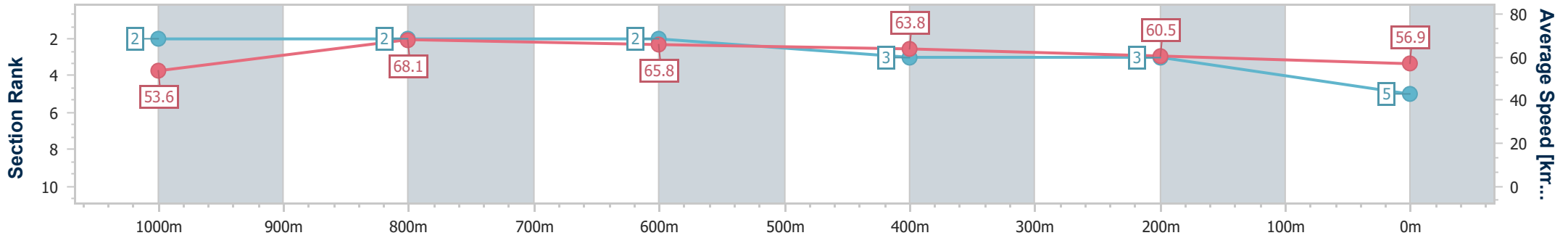
Horse/Jockey Name	Badgers Nuts
Final Rank	5
Fastest Section Time (Section)	0:10.60 (1000m)
Top Speed [km/h] (Section)	69.7 (1000m)
Race State	Finished



Aquis Park Gold Coast Poly QLD Professional  
 Race 8: Novotel Brisbane Airport BM58 Handicap - 1200m  
 09 September 2023 - 17:00  
 Track Rating: Synthetic , Weather: Fine, Rail Position: True



Section	Overall	1000m	800m	600m	400m	200m
Section Times	1:11.35 [5] (0:13.42)	0:57.93 [2] (0:10.60)	0:47.33 [2] (0:11.12)	0:36.21 [2] (0:11.51)	0:24.70 [3] (0:12.00)	0:12.70 [3] (0:12.70)
Average Speed [km/h]	53.6	68.1	65.8	63.8	60.5	56.9
Top Speed [km/h]	68.0	69.7	67.2	65.7	61.6	59.4
Avg. Dist. to Rail [m]	3.2	1.3	2.6	4.2	4.7	4.5
Avg. Stride Freq. [Hz]	2.3	2.4	2.3	2.3	2.2	2.2
Avg. Stride Length [m]	6.3	7.9	7.9	7.8	7.5	7.3



- [ ] Ranking at each section and finish
- .-.- No data available at this section
- NA No data available



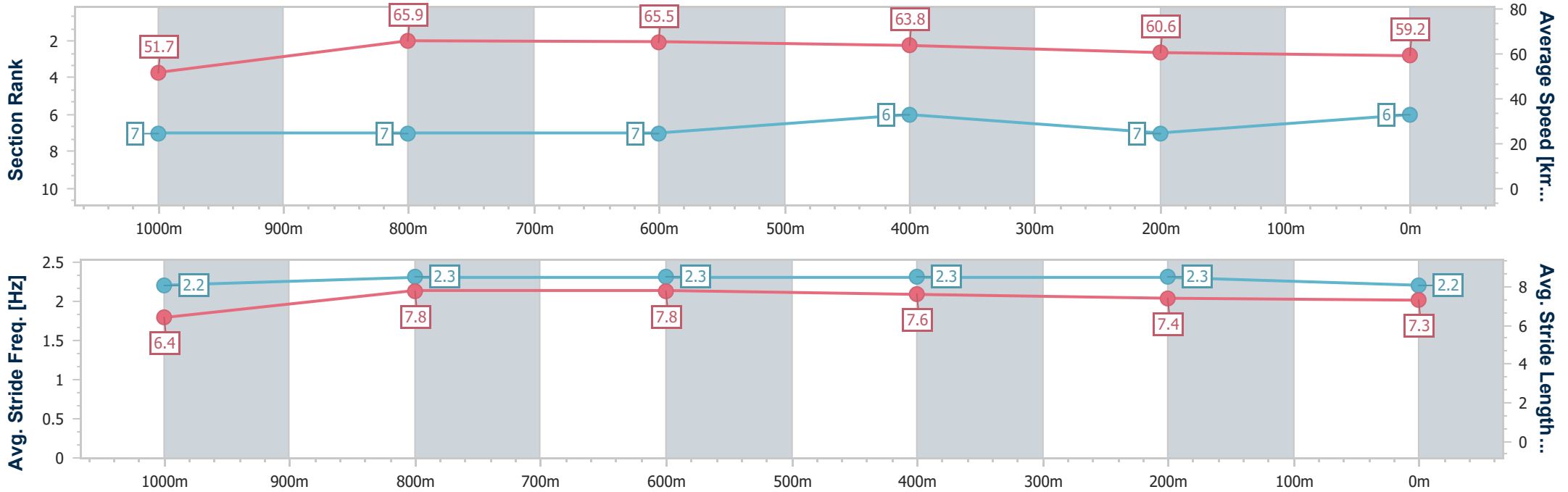
Horse/Jockey Name	Moss Job
Final Rank	6
Fastest Section Time (Section)	0:10.96 (1000m)
Top Speed [km/h] (Section)	66.8 (1000m)
Race State	Finished



**Aquis Park Gold Coast Poly QLD Professional**  
**Race 8: Novotel Brisbane Airport BM58 Handicap - 1200m**  
 09 September 2023 - 17:00  
 Track Rating: Synthetic , Weather: Fine, Rail Position: True



Section	Overall	1000m	800m	600m	400m	200m
Section Times	1:11.44 [6] (0:13.93)	0:57.51 [7] (0:10.96)	0:46.55 [7] (0:11.05)	0:35.50 [7] (0:11.36)	0:24.14 [6] (0:11.93)	0:12.21 [7] (0:12.21)
Average Speed [km/h]	51.7	65.9	65.5	63.8	60.6	59.2
Top Speed [km/h]	64.7	66.8	66.0	65.5	61.6	60.7
Avg. Dist. to Rail [m]	3.1	1.4	1.0	1.4	1.5	1.8
Avg. Stride Freq. [Hz]	2.2	2.3	2.3	2.3	2.3	2.2
Avg. Stride Length [m]	6.4	7.8	7.8	7.6	7.4	7.3



- [ ] Ranking at each section and finish
- .-.- No data available at this section
- NA No data available



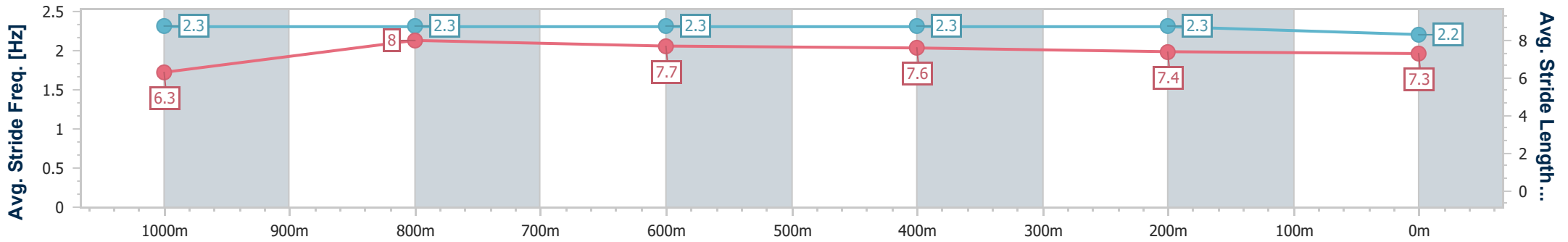
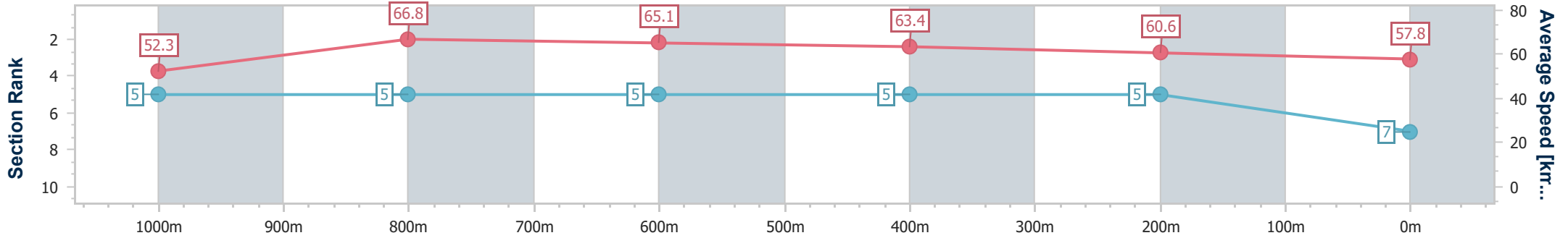
Horse/Jockey Name	Peregrination
Final Rank	7
Fastest Section Time (Section)	0:10.85 (1000m)
Top Speed [km/h] (Section)	67.9 (1000m)
Race State	Finished



**Aquis Park Gold Coast Poly QLD Professional**  
**Race 8: Novotel Brisbane Airport BM58 Handicap - 1200m**  
 09 September 2023 - 17:00  
 Track Rating: Synthetic , Weather: Fine, Rail Position: True



Section	Overall	1000m	800m	600m	400m	200m
Section Times	1:11.56 [7] (0:13.77)	0:57.79 [5] (0:10.85)	0:46.94 [5] (0:11.12)	0:35.82 [5] (0:11.40)	0:24.42 [5] (0:11.92)	0:12.50 [5]
Average Speed [km/h]	52.3	66.8	65.1	63.4	60.6	57.8
Top Speed [km/h]	67.4	67.9	66.3	65.1	61.7	59.3
Avg. Dist. to Rail [m]	5.9	2.4	0.9	1.1	3.1	5.7
Avg. Stride Freq. [Hz]	2.3	2.3	2.3	2.3	2.3	2.2
Avg. Stride Length [m]	6.3	8.0	7.7	7.6	7.4	7.3



- [ ] Ranking at each section and finish
- .-.-.- No data available at this section
- NA No data available





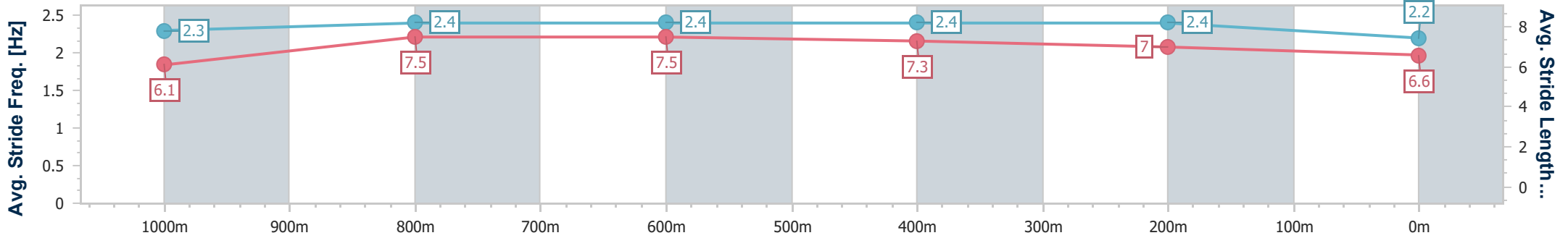
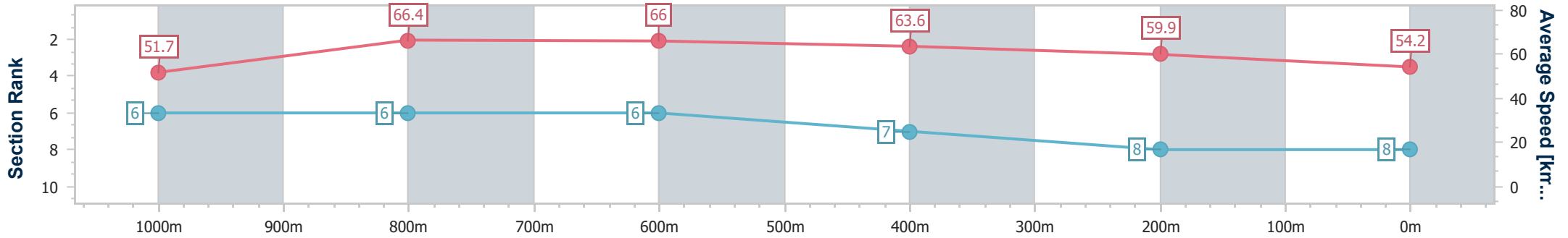
Horse/Jockey Name	Virgo Vision
Final Rank	8
Fastest Section Time (Section)	0:10.92 (1000m)
Top Speed [km/h] (Section)	67.5 (1000m)
Race State	Finished



Aquis Park Gold Coast Poly QLD Professional  
 Race 8: Novotel Brisbane Airport BM58 Handicap - 1200m  
 09 September 2023 - 17:00  
 Track Rating: Synthetic , Weather: Fine, Rail Position: True



Section	Overall	1000m	800m	600m	400m	200m
Section Times	1:12.73 [8] (0:13.92)	0:58.81 [6] (0:10.92)	0:47.89 [6] (0:11.03)	0:36.86 [6] (0:11.48)	0:25.38 [7] (0:12.11)	0:13.27 [8] (0:13.27)
Average Speed [km/h]	51.7	66.4	66.0	63.6	59.9	54.2
Top Speed [km/h]	66.0	67.5	67.0	65.7	61.0	58.7
Avg. Dist. to Rail [m]	5.5	2.4	2.0	2.8	3.7	4.3
Avg. Stride Freq. [Hz]	2.3	2.4	2.4	2.4	2.4	2.2
Avg. Stride Length [m]	6.1	7.5	7.5	7.3	7.0	6.6



- [ ] Ranking at each section and finish
- .-.- No data available at this section
- NA No data available