



Aquis Park Gold Coast Poly QLD Professional

Race 4: Gold Coast Isuzu Trucks BM58 Handicap - 2000m



HOME OF THE GOLD COAST TURF CLUB & EVENT CENTRE

09 September 2023 - 14:36

Track Rating: Synthetic , Weather: Fine, Rail Position: True

Section														
Field Times														
	Overall	1800m	1600m	1400m	1200m	1000m	800m	Last 600m						
	2:07.97 (0:14.25)	1:53.72 (0:12.78)	1:40.94 (0:13.87)	1:27.07 (0:14.01)	1:13.06 (0:12.93)	1:00.13 (0:12.89)	0:47.24 (0:12.17)	0:35.07						
Rank	TAB	Horse/Jockey	Barrier	Top Speed [km/h]	Fastest Section								Distance Travelled [m]	
1	1	SHADYVALE STORM Emily Lang	7	64.2 400m	0:11.45 400m	2:07.97 [1] (0:14.25)	1:53.72 [1] (0:12.78)	1:40.94 [1] (0:13.87)	1:27.07 [1] (0:14.24)	1:12.83 [2] (0:12.97)	0:59.86 [2] (0:12.94)	0:46.92 [2] (0:12.10)	0:34.82	
2	6	TORQUE LEICA STAR Anthony Allen	4	65.6 600m	0:11.21 600m	2:08.02 [2] (0:14.98)	1:53.04 [7] (0:12.94)	1:40.10 [7] (0:14.01)	1:26.09 [7] (0:14.20)	1:11.89 [7] (0:12.64)	0:59.25 [7] (0:12.99)	0:46.26 [7] (0:11.87)	0:34.39	+1
3	3	BLUSHING LUCAS Jai Williams	8	63.9 400m	0:11.42 400m	2:08.05 [3] (0:14.29)	1:53.76 [2] (0:12.80)	1:40.96 [2] (0:13.99)	1:26.97 [2] (0:14.25)	1:12.72 [3] (0:12.92)	0:59.80 [3] (0:12.97)	0:46.83 [3] (0:12.10)	0:34.73	-2
4	4	DAULAT TAI PANAZIZ Michael Cahill	6	63.4 600m	0:11.65 400m	2:08.34 [4] (0:14.39)	1:53.95 [3] (0:12.88)	1:41.07 [3] (0:13.96)	1:27.11 [3] (0:13.68)	1:13.43 [1] (0:12.93)	1:00.50 [1] (0:12.89)	0:47.61 [1] (0:12.17)	0:35.44	+3
5	8	WINSTON BLUE Karl Zechner	1	64.2 600m	0:11.48 600m	2:08.61 [5] (0:14.81)	1:53.80 [6] (0:12.85)	1:40.95 [5] (0:13.97)	1:26.98 [6] (0:14.25)	1:12.73 [6] (0:12.64)	1:00.09 [6] (0:12.92)	0:47.17 [5] (0:12.16)	0:35.01	+0
6	7	CHAYSE 'N' STORMS Wanderson D'Avila	3	64.2 600m	0:11.57 600m	2:08.65 [6] (0:14.48)	1:54.17 [4] (0:12.87)	1:41.30 [4] (0:14.09)	1:27.21 [4] (0:14.11)	1:13.10 [4] (0:12.78)	1:00.32 [4] (0:12.93)	0:47.39 [4] (0:12.03)	0:35.36	+4
7	2	BAY STREET Stacey Callow	5	64.2 600m	0:11.76 600m	2:08.97 [7] (0:14.77)	1:54.20 [5] (0:12.93)	1:41.27 [6] (0:13.88)	1:27.39 [5] (0:14.29)	1:13.10 [5] (0:12.64)	1:00.46 [5] (0:12.98)	0:47.48 [6] (0:11.96)	0:35.52	+13

Scratched: Spurious (#5)

[] Ranking at each section and finish
 -:-:- No data available at this section
 NA No data available

SCN Saddle cloth number
 DNF Did not finish
 DNT Did not track



Aquis Park Gold Coast Poly QLD Professional
Race 4: Gold Coast Isuzu Trucks BM58 Handicap - 2000m
09 September 2023 - 14:36



Track Rating: Synthetic , Weather: Fine, Rail Position: True

Section				600m	400m	200m			Last 600m		
Field Times				0:35.07 (0:11.69)	0:23.38 (0:11.50)	0:11.88 (0:11.88)			0:35.07		
Rank	TAB	Horse/Jockey	Barrier	Top Speed [km/h]	Fastest Section	Margin			Distance Travelled [m]		
1	1	SHADYVALE STORM Emily Lang	7	64.2 400m	0:11.45 400m	0:34.82 [2] (0:11.49)	0:23.33 [2] (0:11.45)	0:11.88 [1] (0:11.88)	2:07.97	0:34.82	
2	6	TORQUE LEICA STAR Anthony Allen	4	65.6 600m	0:11.21 600m	0:34.39 [7] (0:11.21)	0:23.18 [3] (0:11.47)	0:11.71 [4] (0:11.71)	0.2L	0:34.39	+1
3	3	BLUSHING LUCAS Jai Williams	8	63.9 400m	0:11.42 400m	0:34.73 [4] (0:11.56)	0:23.17 [5] (0:11.42)	0:11.75 [3] (0:11.75)	0.4L	0:34.73	-2
4	4	DAULAT TAI PANAZIZ Michael Cahill	6	63.4 600m	0:11.65 400m	0:35.44 [1] (0:11.69)	0:23.75 [1] (0:11.65)	0:12.10 [2] (0:12.10)	1.9L	0:35.44	+3
5	8	WINSTON BLUE Karl Zechner	1	64.2 600m	0:11.48 600m	0:35.01 [6] (0:11.48)	0:23.53 [6] (0:11.64)	0:11.89 [6] (0:11.89)	3.4L	0:35.01	+0
6	7	CHAYSE 'N' STORMS Wanderson D'Avila	3	64.2 600m	0:11.57 600m	0:35.36 [3] (0:11.57)	0:23.79 [4] (0:11.73)	0:12.06 [5] (0:12.06)	3.6L	0:35.36	+4
7	2	BAY STREET Stacey Callow	5	64.2 600m	0:11.76 600m	0:35.52 [5] (0:11.76)	0:23.76 [7] (0:11.85)	0:11.91 [7] (0:11.91)	5.4L	0:35.52	+13

Scratched: Spurious (#5)

[] Ranking at each section and finish
 -:-:- No data available at this section
 NA No data available

SCN Saddle cloth number
 DNF Did not finish
 DNT Did not track



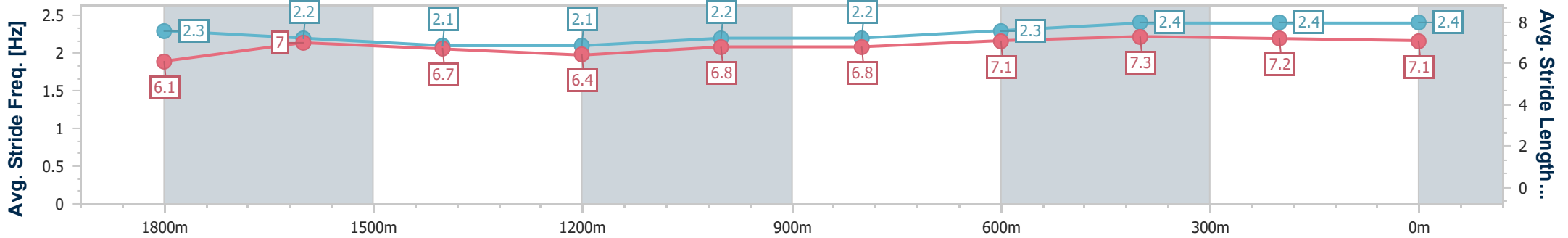
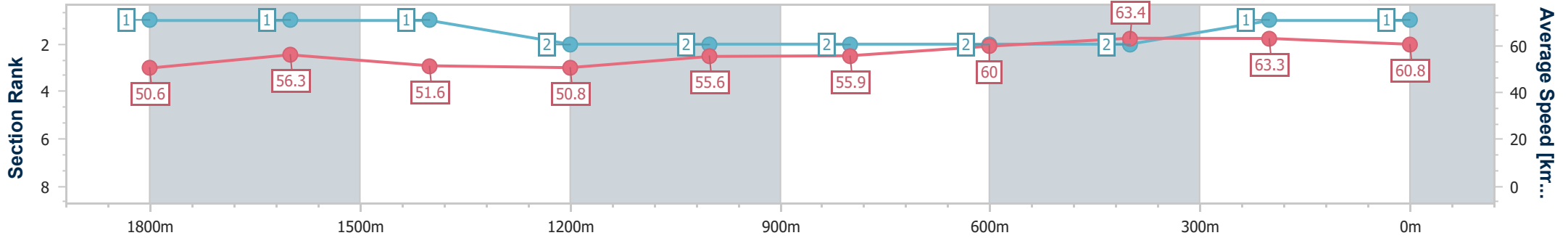
Horse/Jockey Name	Shadyvale Storm
Final Rank	1
Fastest Section Time (Section)	0:11.45 (400m)
Top Speed [km/h] (Section)	64.2 (400m)
Race State	Finished



Aquis Park Gold Coast Poly QLD Professional
Race 4: Gold Coast Isuzu Trucks BM58 Handicap - 2000m
 09 September 2023 - 14:36
 Track Rating: Synthetic , Weather: Fine, Rail Position: True



Section	Overall	1800m	1600m	1400m	1200m	1000m	800m	600m	400m	200m
Section Times	2:07.97 [1] (0:14.25)	1:53.72 [1] (0:12.78)	1:40.94 [1] (0:13.87)	1:27.07 [1] (0:14.24)	1:12.83 [2] (0:12.97)	0:59.86 [2] (0:12.94)	0:46.92 [2] (0:12.10)	0:34.82 [2] (0:11.49)	0:23.33 [2] (0:11.45)	0:11.88 [1] (0:11.88)
Average Speed [km/h]	50.6	56.3	51.6	50.8	55.6	55.9	60.0	63.4	63.3	60.8
Top Speed [km/h]	61.0	60.4	53.4	55.3	55.8	57.5	62.9	63.7	64.2	62.4
Avg. Dist. to Rail [m]	4.1	0.2	0.3	0.6	2.1	2.0	1.6	2.3	2.6	2.4
Avg. Stride Freq. [Hz]	2.3	2.2	2.1	2.1	2.2	2.2	2.3	2.4	2.4	2.4
Avg. Stride Length [m]	6.1	7.0	6.7	6.4	6.8	6.8	7.1	7.3	7.2	7.1



- [] Ranking at each section and finish
- .-.- No data available at this section
- NA No data available



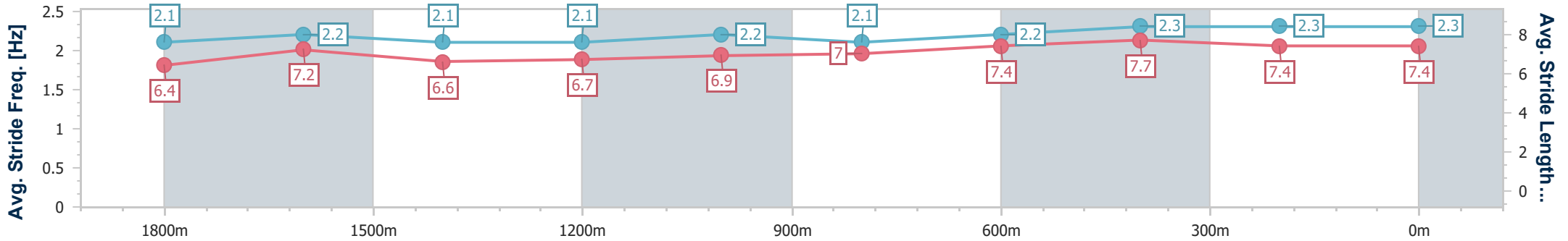
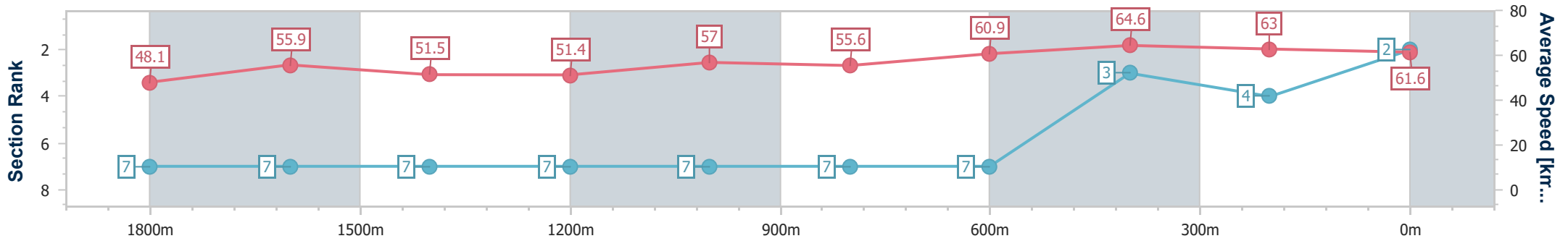
Horse/Jockey Name	Torque Leica Star
Final Rank	2
Fastest Section Time (Section)	0:11.21 (600m)
Top Speed [km/h] (Section)	65.6 (600m)
Race State	Finished



Aquis Park Gold Coast Poly QLD Professional
Race 4: Gold Coast Isuzu Trucks BM58 Handicap - 2000m
 09 September 2023 - 14:36
 Track Rating: Synthetic , Weather: Fine, Rail Position: True



Section	Overall	1800m	1600m	1400m	1200m	1000m	800m	600m	400m	200m
Section Times	2:08.02 [2] (0:14.98)	1:53.04 [7] (0:12.94)	1:40.10 [7] (0:14.01)	1:26.09 [7] (0:14.20)	1:11.89 [7] (0:12.64)	0:59.25 [7] (0:12.99)	0:46.26 [7] (0:11.87)	0:34.39 [7] (0:11.21)	0:23.18 [3] (0:11.47)	0:11.71 [4] (0:11.71)
Average Speed [km/h]	48.1	55.9	51.5	51.4	57.0	55.6	60.9	64.6	63.0	61.6
Top Speed [km/h]	60.2	59.9	53.9	54.9	58.5	57.7	63.9	65.6	63.9	63.1
Avg. Dist. to Rail [m]	2.2	1.3	1.7	1.7	2.1	1.2	0.8	1.1	2.8	4.5
Avg. Stride Freq. [Hz]	2.1	2.2	2.1	2.1	2.2	2.1	2.2	2.3	2.3	2.3
Avg. Stride Length [m]	6.4	7.2	6.6	6.7	6.9	7.0	7.4	7.7	7.4	7.4



- [] Ranking at each section and finish
- .-.- No data available at this section
- NA No data available



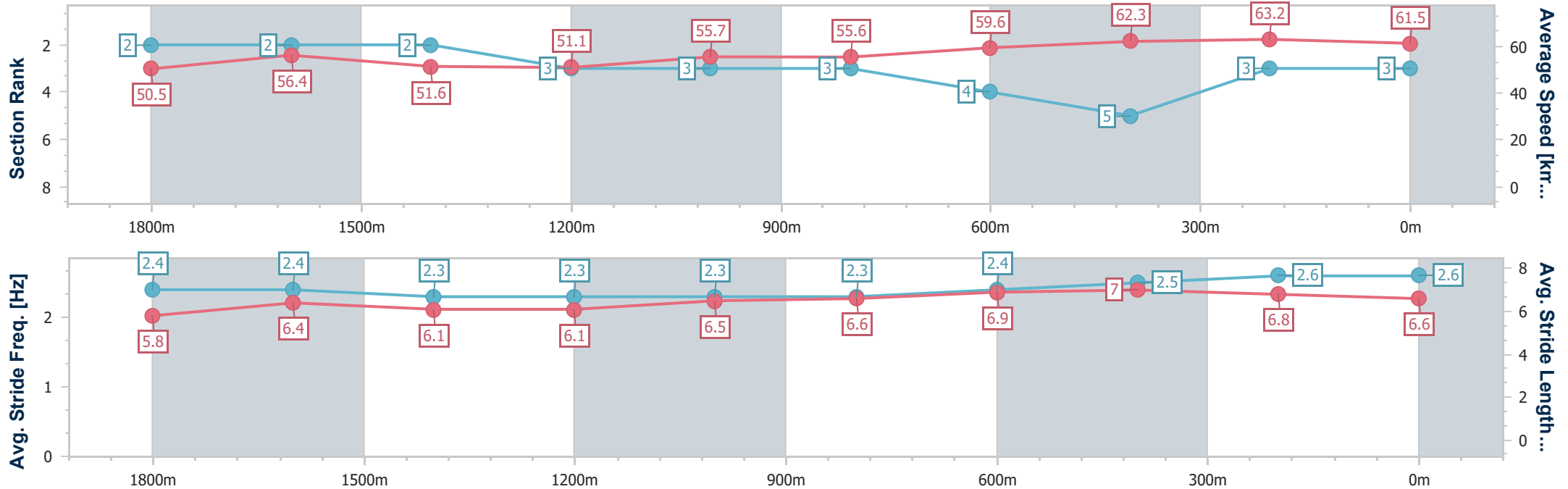
Horse/Jockey Name	Blushing Lucas
Final Rank	3
Fastest Section Time (Section)	0:11.42 (400m)
Top Speed [km/h] (Section)	63.9 (400m)
Race State	Finished



Aquis Park Gold Coast Poly QLD Professional
Race 4: Gold Coast Isuzu Trucks BM58 Handicap - 2000m
 09 September 2023 - 14:36
 Track Rating: Synthetic , Weather: Fine, Rail Position: True



Section	Overall	1800m	1600m	1400m	1200m	1000m	800m	600m	400m	200m
Section Times	2:08.05 [3] (0:14.29)	1:53.76 [2] (0:12.80)	1:40.96 [2] (0:13.99)	1:26.97 [2] (0:14.25)	1:12.72 [3] (0:12.92)	0:59.80 [3] (0:12.97)	0:46.83 [3] (0:12.10)	0:34.73 [4] (0:11.56)	0:23.17 [5] (0:11.42)	0:11.75 [3] (0:11.75)
Average Speed [km/h]	50.5	56.4	51.6	51.1	55.7	55.6	59.6	62.3	63.2	61.5
Top Speed [km/h]	63.4	60.3	53.2	55.6	56.8	56.9	62.4	63.2	63.9	63.4
Avg. Dist. to Rail [m]	4.9	0.7	1.5	1.6	1.4	0.7	0.4	0.4	2.0	3.2
Avg. Stride Freq. [Hz]	2.4	2.4	2.3	2.3	2.3	2.3	2.4	2.5	2.6	2.6
Avg. Stride Length [m]	5.8	6.4	6.1	6.1	6.5	6.6	6.9	7.0	6.8	6.6



- [] Ranking at each section and finish
- .-.- No data available at this section
- NA No data available



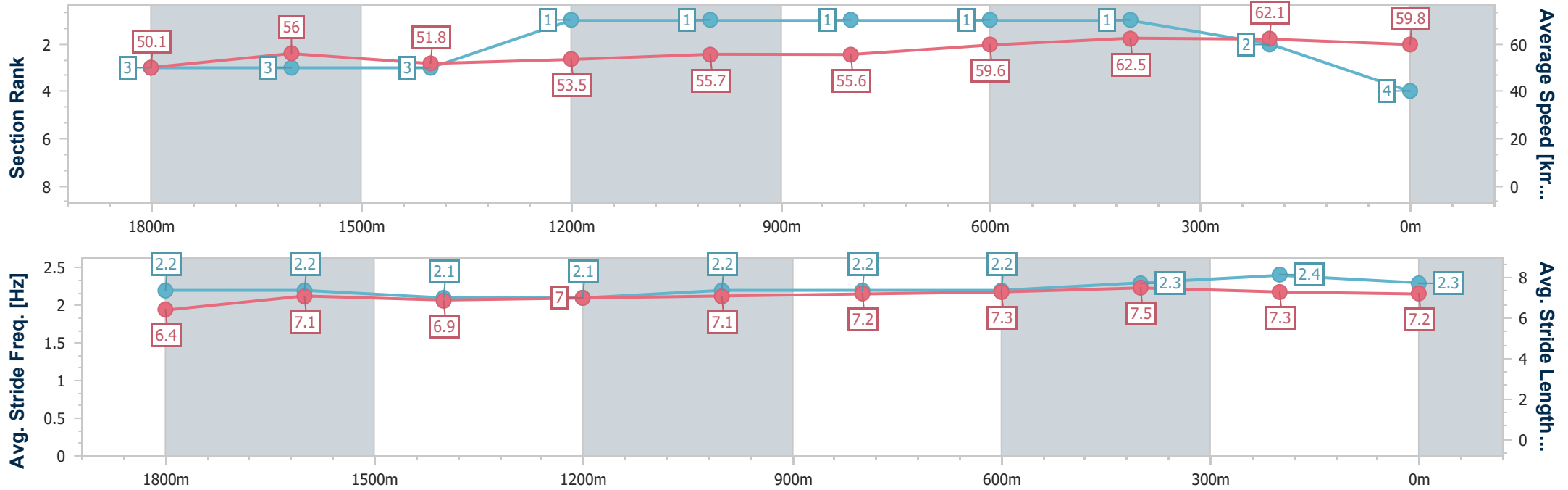
Horse/Jockey Name	Daulat Tai Panaziz
Final Rank	4
Fastest Section Time (Section)	0:11.65 (400m)
Top Speed [km/h] (Section)	63.4 (600m)
Race State	Finished



Aquis Park Gold Coast Poly QLD Professional
Race 4: Gold Coast Isuzu Trucks BM58 Handicap - 2000m
 09 September 2023 - 14:36
 Track Rating: Synthetic , Weather: Fine, Rail Position: True



Section	Overall	1800m	1600m	1400m	1200m	1000m	800m	600m	400m	200m
Section Times	2:08.34 [4] (0:14.39)	1:53.95 [3] (0:12.88)	1:41.07 [3] (0:13.96)	1:27.11 [3] (0:13.68)	1:13.43 [1] (0:12.93)	1:00.50 [1] (0:12.89)	0:47.61 [1] (0:12.17)	0:35.44 [1] (0:11.69)	0:23.75 [1] (0:11.65)	0:12.10 [2] (0:12.10)
Average Speed [km/h]	50.1	56.0	51.8	53.5	55.7	55.6	59.6	62.5	62.1	59.8
Top Speed [km/h]	60.6	60.1	52.8	56.0	56.2	56.8	62.0	63.4	63.4	61.5
Avg. Dist. to Rail [m]	3.2	0.8	1.8	2.0	0.7	0.6	1.4	2.8	2.4	2.2
Avg. Stride Freq. [Hz]	2.2	2.2	2.1	2.1	2.2	2.2	2.2	2.3	2.4	2.3
Avg. Stride Length [m]	6.4	7.1	6.9	7.0	7.1	7.2	7.3	7.5	7.3	7.2



- [] Ranking at each section and finish
- .-.- No data available at this section
- NA No data available



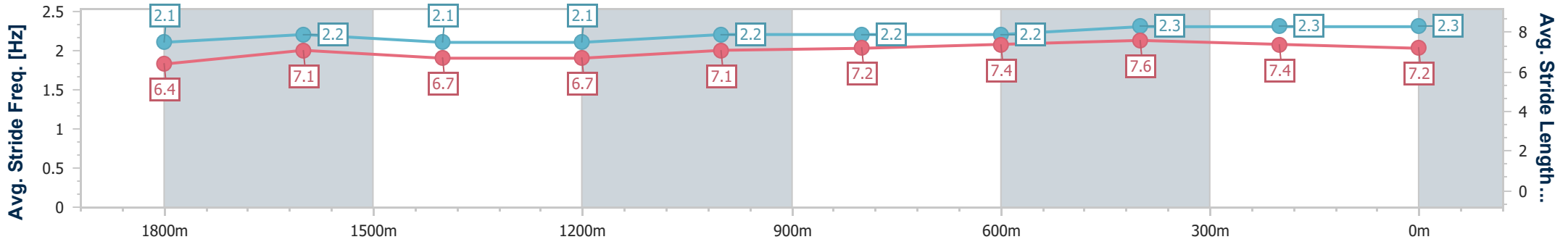
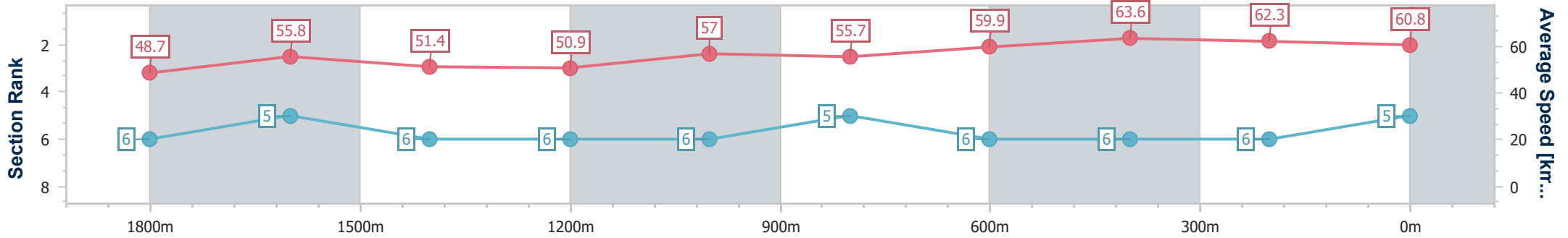
Horse/Jockey Name	Winston Blue
Final Rank	5
Fastest Section Time (Section)	0:11.48 (600m)
Top Speed [km/h] (Section)	64.2 (600m)
Race State	Finished



Aquis Park Gold Coast Poly QLD Professional
Race 4: Gold Coast Isuzu Trucks BM58 Handicap - 2000m
 09 September 2023 - 14:36
 Track Rating: Synthetic , Weather: Fine, Rail Position: True



Section	Overall	1800m	1600m	1400m	1200m	1000m	800m	600m	400m	200m
Section Times	2:08.61 [5] (0:14.81)	1:53.80 [6] (0:12.85)	1:40.95 [5] (0:13.97)	1:26.98 [6] (0:14.25)	1:12.73 [6] (0:12.64)	1:00.09 [6] (0:12.92)	0:47.17 [5] (0:12.16)	0:35.01 [6] (0:11.48)	0:23.53 [6] (0:11.64)	0:11.89 [6] (0:11.89)
Average Speed [km/h]	48.7	55.8	51.4	50.9	57.0	55.7	59.9	63.6	62.3	60.8
Top Speed [km/h]	60.6	59.4	53.2	54.8	58.4	58.0	62.2	64.2	63.4	62.2
Avg. Dist. to Rail [m]	0.5	0.7	0.6	0.8	1.6	0.7	1.6	2.9	5.3	8.1
Avg. Stride Freq. [Hz]	2.1	2.2	2.1	2.1	2.2	2.2	2.2	2.3	2.3	2.3
Avg. Stride Length [m]	6.4	7.1	6.7	6.7	7.1	7.2	7.4	7.6	7.4	7.2



- [] Ranking at each section and finish
- .-.- No data available at this section
- NA No data available



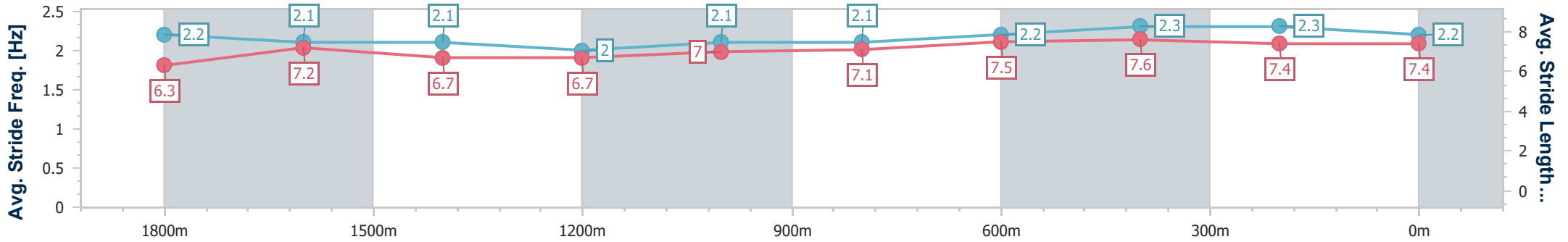
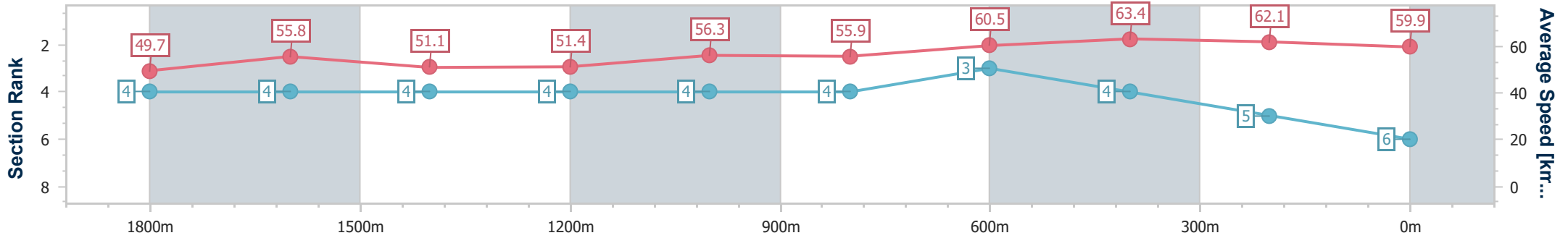
Horse/Jockey Name	Chayse 'N' Storms
Final Rank	6
Fastest Section Time (Section)	0:11.57 (600m)
Top Speed [km/h] (Section)	64.2 (600m)
Race State	Finished



Aquis Park Gold Coast Poly QLD Professional
Race 4: Gold Coast Isuzu Trucks BM58 Handicap - 2000m
 09 September 2023 - 14:36
 Track Rating: Synthetic , Weather: Fine, Rail Position: True



Section	Overall	1800m	1600m	1400m	1200m	1000m	800m	600m	400m	200m
Section Times	2:08.65 [6] (0:14.48)	1:54.17 [4] (0:12.87)	1:41.30 [4] (0:14.09)	1:27.21 [4] (0:14.11)	1:13.10 [4] (0:12.78)	1:00.32 [4] (0:12.93)	0:47.39 [4] (0:12.03)	0:35.36 [3] (0:11.57)	0:23.79 [4] (0:11.73)	0:12.06 [5] (0:12.06)
Average Speed [km/h]	49.7	55.8	51.1	51.4	56.3	55.9	60.5	63.4	62.1	59.9
Top Speed [km/h]	59.9	59.5	52.6	55.1	57.6	58.1	63.4	64.2	63.3	61.4
Avg. Dist. to Rail [m]	0.9	0.5	0.9	0.7	1.5	1.7	1.9	3.7	6.5	7.2
Avg. Stride Freq. [Hz]	2.2	2.1	2.1	2.0	2.1	2.1	2.2	2.3	2.3	2.2
Avg. Stride Length [m]	6.3	7.2	6.7	6.7	7.0	7.1	7.5	7.6	7.4	7.4



- [] Ranking at each section and finish
- .-.- No data available at this section
- NA No data available



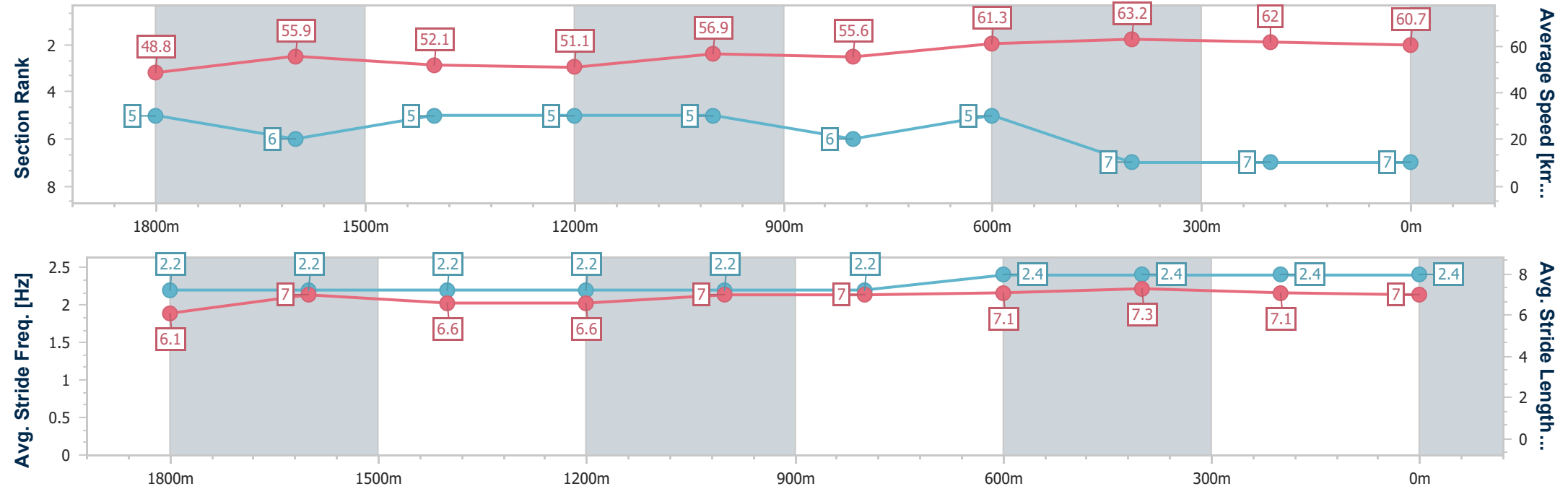
Horse/Jockey Name	Bay Street
Final Rank	7
Fastest Section Time (Section)	0:11.76 (600m)
Top Speed [km/h] (Section)	64.2 (600m)
Race State	Finished



Aquis Park Gold Coast Poly QLD Professional
Race 4: Gold Coast Isuzu Trucks BM58 Handicap - 2000m
 09 September 2023 - 14:36
 Track Rating: Synthetic , Weather: Fine, Rail Position: True



Section	Overall	1800m	1600m	1400m	1200m	1000m	800m	600m	400m	200m			
Section Times	2:08.97 [7] (0:14.77)	1:54.20 [5] (0:12.93)	1:41.27 [6] (0:13.88)	1:27.39 [5] (0:14.29)	1:13.10 [5] (0:12.64)	1:00.46 [5] (0:12.98)	0:47.48 [6] (0:11.96)	0:35.52 [5] (0:11.76)	0:23.76 [7] (0:11.85)	0:11.91 [7] (0:11.91)			
Average Speed [km/h]	48.8	55.9	52.1	51.1	56.9	55.6	61.3	63.2	62.0	60.7			
Top Speed [km/h]	61.2	60.5	52.9	54.9	58.3	59.6	63.5	64.2	63.8	62.0			
Avg. Dist. to Rail [m]	2.6	1.3	1.6	1.9	2.2	1.8	3.3	6.2	9.5	11.0			
Avg. Stride Freq. [Hz]	2.2	2.2	2.2	2.2	2.2	2.2	2.4	2.4	2.4	2.4			
Avg. Stride Length [m]	6.1	7.0	6.6	6.6	7.0	7.0	7.1	7.3	7.1	7.0			



- [] Ranking at each section and finish
- .-.-.- No data available at this section
- NA No data available