



Eagle Farm QLD Professional

Race 7: POOL TILE COMPANY BENCHMARK 65 Handicap - 1200m

06 September 2023 - 16:05



BRISBANE
RACING CLUB

Track Rating: Good 4, Weather: Overcast, Rail Position: +9.5m Entire Course

Section												Last 600m		
Field Times												0:35.13		
	Overall	1000m	800m	600m	400m	200m								
	1:11.21 (0:13.65)	0:57.56 (0:11.20)	0:46.36 (0:11.23)	0:35.13 (0:11.33)	0:23.80 (0:11.50)	0:12.30 (0:12.30)								
Rank	TAB	Horse/Jockey	Barrier	Top Speed [km/h]	Fastest Section								Margin	Distance Travelled [m]
1	12	APRIL IN AUGUSTA Cejay Graham	6	67.8 400m	0:10.93 400m	1:11.21 [1] (0:14.41)	0:56.80 [9] (0:11.38)	0:45.42 [9] (0:11.20)	0:34.22 [9] (0:11.23)	0:22.99 [9] (0:10.93)	0:12.06 [3] (0:12.06)	1:11.21	0:34.22	
2	11	VERY INTOXICATING Kyle Wilson-Taylor	5	66.5 400m	0:11.10 400m	1:11.43 [2] (0:14.34)	0:57.09 [8] (0:11.30)	0:45.79 [8] (0:11.19)	0:34.60 [8] (0:11.37)	0:23.23 [8] (0:11.10)	0:12.13 [8] (0:12.13)	1.29L	0:34.60	-7
3	5	CLOVER'S PRINCE Bailey Wheeler	14	65.8 800m	0:11.21 800m	1:11.44 [3] (0:13.65)	0:57.79 [1] (0:11.40)	0:46.39 [2] (0:11.21)	0:35.18 [3] (0:11.40)	0:23.78 [2] (0:11.40)	0:12.38 [2] (0:12.38)	1.37L	0:35.18	-3
4	15	MY ODETTE Adin Thompson	17	66.8 1000m	0:11.13 1000m	1:11.62 [4] (0:13.72)	0:57.90 [2] (0:11.13)	0:46.77 [1] (0:11.23)	0:35.54 [1] (0:11.33)	0:24.21 [1] (0:11.50)	0:12.71 [1] (0:12.71)	2.41L	0:35.54	-6
5	13	UNCLE BUD Mark Du Plessis	1	66.2 1000m	0:11.22 1000m	1:11.74 [5] (0:13.94)	0:57.80 [5] (0:11.22)	0:46.58 [4] (0:11.34)	0:35.24 [5] (0:11.42)	0:23.82 [5] (0:11.33)	0:12.49 [5] (0:12.49)	3.09L	0:35.24	-5
6	7	BOOM COURT Jaden Lloyd	3	66.6 800m	0:11.10 800m	1:11.75 [6] (0:13.94)	0:57.81 [4] (0:11.34)	0:46.47 [5] (0:11.10)	0:35.37 [4] (0:11.39)	0:23.98 [4] (0:11.39)	0:12.59 [4] (0:12.59)	3.19L	0:35.37	-3
7	6	BOODUA ROMANCE Michael Murphy	8	65.4 400m	0:11.27 600m	1:11.77 [7] (0:14.09)	0:57.68 [6] (0:11.34)	0:46.34 [6] (0:11.28)	0:35.06 [6] (0:11.27)	0:23.79 [6] (0:11.29)	0:12.50 [7] (0:12.50)	3.32L	0:35.06	-1
8	10	BLAKMAX James Orman	12	66.4 800m	0:11.16 800m	1:11.86 [8] (0:14.55)	0:57.31 [10] (0:11.48)	0:45.83 [11] (0:11.16)	0:34.67 [11] (0:11.28)	0:23.39 [11] (0:11.19)	0:12.20 [11] (0:12.20)	3.8L	0:34.67	-1
9	17	RONLEE GAL Damien Thornton	9	66.9 800m	0:11.16 800m	1:11.97 [9] (0:14.60)	0:57.37 [11] (0:11.35)	0:46.02 [10] (0:11.16)	0:34.86 [10] (0:11.35)	0:23.51 [10] (0:11.20)	0:12.31 [10] (0:12.31)	4.45L	0:34.86	-2
10	2	BOLD HOI HO Ben Thompson	11	66.1 Overall	0:11.15 800m	1:12.02 [10] (0:13.88)	0:58.14 [3] (0:11.23)	0:46.91 [3] (0:11.15)	0:35.76 [2] (0:11.45)	0:24.31 [3] (0:11.54)	0:12.77 [6] (0:12.77)	4.78L	0:35.76	+0

Scratched: Sugarpiehoneybunch (#18), Moveitmoveit (#4), Evocator (#8), Vetta Velocita (#1), Shapin Power (#19), Casrock (#14), Fixated (#3), Exceed Expect (#16)

[] Ranking at each section and finish
-:--:- No data available at this section
NA No data available

SCN Saddle cloth number
DNF Did not finish
DNT Did not track



Eagle Farm QLD Professional

Race 7: POOL TILE COMPANY BENCHMARK 65 Handicap - 1200m

06 September 2023 - 16:05



BRISBANE
RACING CLUB

Track Rating: Good 4, Weather: Overcast, Rail Position: +9.5m Entire Course

Section	Overall	1000m	800m	600m	400m	200m	Last 600m
Field Times	1:11.21 (0:13.65)	0:57.56 (0:11.20)	0:46.36 (0:11.23)	0:35.13 (0:11.33)	0:23.80 (0:11.50)	0:12.30 (0:12.30)	0:35.13

Rank	TAB	Horse/Jockey	Barrier	Top Speed [km/h]	Fastest Section	Margin	Distance Travelled [m]							
11	9	ALPHA GO Angela Jones	4	66.0 800m	0:11.18 800m	1:12.32 [11] (0:14.20)	0:58.12 [7] (0:11.37)	0:46.75 [7] (0:11.18)	0:35.57 [7] (0:11.33)	0:24.24 [7] (0:11.47)	0:12.77 [9] (0:12.77)	6.52L	0:35.57	-4

Scratched: Sugarpiehoneybunch (#18), Moveitmoveit (#4), Evocator (#8), Vetta Velocita (#1), Shapin Power (#19), Casrock (#14), Fixated (#3), Exceed Expect (#16)



Horse/Jockey Name	April In Augusta
Final Rank	1
Fastest Section Time (Section)	0:10.93 (400m)
Top Speed [km/h] (Section)	67.8 (400m)
Race State	Finished

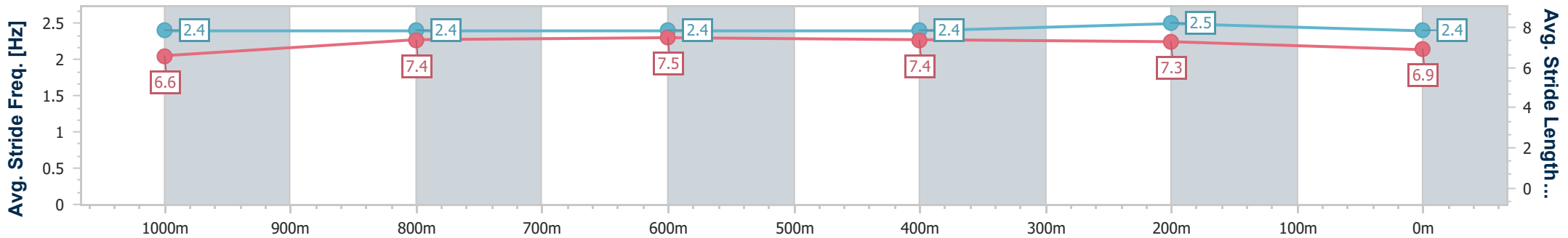
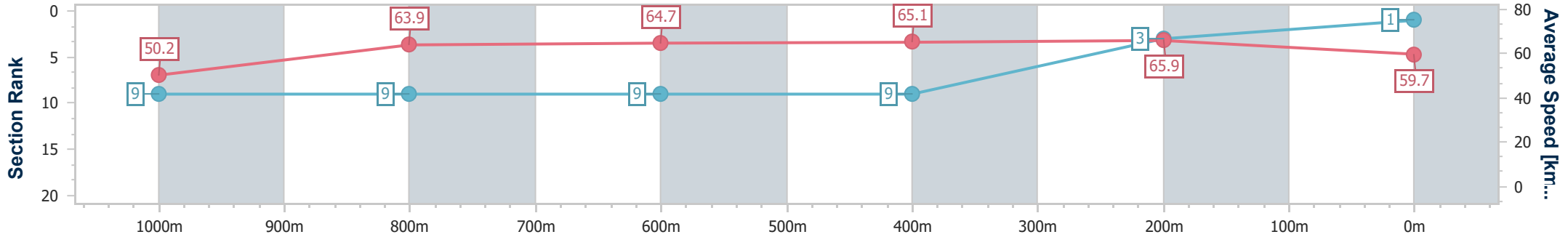


Eagle Farm QLD Professional
 Race 7: POOL TILE COMPANY BENCHMARK 65 Handicap - 1200m
 06 September 2023 - 16:05
 Track Rating: Good 4, Weather: Overcast, Rail Position: +9.5m
 Entire Course



BRISBANE
 RACING CLUB

Section	Overall	1000m	800m	600m	400m	200m								
Section Times	1:11.21 [1] (0:14.41)	0:56.80 [9] (0:11.38)	0:45.42 [9] (0:11.20)	0:34.22 [9] (0:11.23)	0:22.99 [9] (0:10.93)	0:12.06 [3] (0:12.06)								
Average Speed [km/h]	50.2	63.9	64.7	65.1	65.9	59.7								
Top Speed [km/h]	62.7	66.9	66.9	66.1	67.8	63.0								
Avg. Dist. to Rail [m]	3.9	2.0	1.6	3.3	5.6	2.1								
Avg. Stride Freq. [Hz]	2.4	2.4	2.4	2.4	2.5	2.4								
Avg. Stride Length [m]	6.6	7.4	7.5	7.4	7.3	6.9								



- [] Ranking at each section and finish
- .-.- No data available at this section
- NA No data available



Horse/Jockey Name	Very Intoxicating
Final Rank	2
Fastest Section Time (Section)	0:11.10 (400m)
Top Speed [km/h] (Section)	66.5 (400m)
Race State	Finished

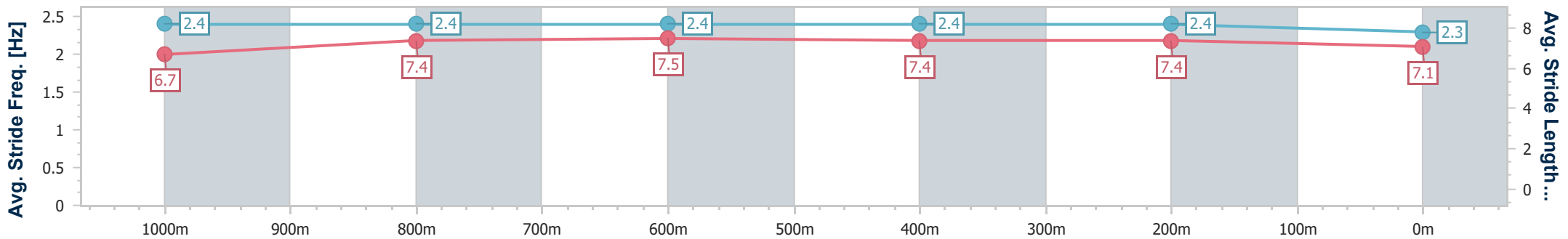
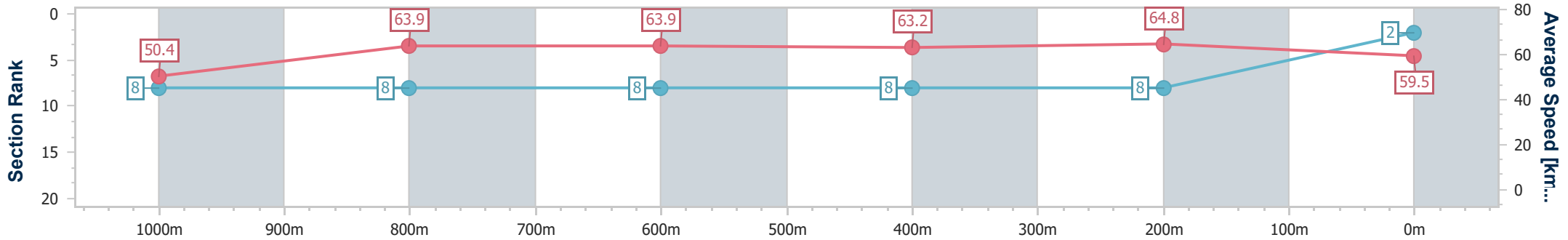


Eagle Farm QLD Professional
 Race 7: POOL TILE COMPANY BENCHMARK 65 Handicap - 1200m
 06 September 2023 - 16:05
 Track Rating: Good 4, Weather: Overcast, Rail Position: +9.5m
 Entire Course



BRISBANE
 RACING CLUB

Section	Overall	1000m	800m	600m	400m	200m							
Section Times	1:11.43 [2] (0:14.34)	0:57.09 [8] (0:11.30)	0:45.79 [8] (0:11.19)	0:34.60 [8] (0:11.37)	0:23.23 [8] (0:11.10)	0:12.13 [8] (0:12.13)							
Average Speed [km/h]	50.4	63.9	63.9	63.2	64.8	59.5							
Top Speed [km/h]	65.6	66.0	65.7	64.4	66.5	63.1							
Avg. Dist. to Rail [m]	2.4	0.8	1.3	1.5	2.6	1.7							
Avg. Stride Freq. [Hz]	2.4	2.4	2.4	2.4	2.4	2.3							
Avg. Stride Length [m]	6.7	7.4	7.5	7.4	7.4	7.1							



- [] Ranking at each section and finish
- .-.- No data available at this section
- NA No data available



Horse/Jockey Name	Clover's Prince
Final Rank	3
Fastest Section Time (Section)	0:11.21 (800m)
Top Speed [km/h] (Section)	65.8 (800m)
Race State	Finished

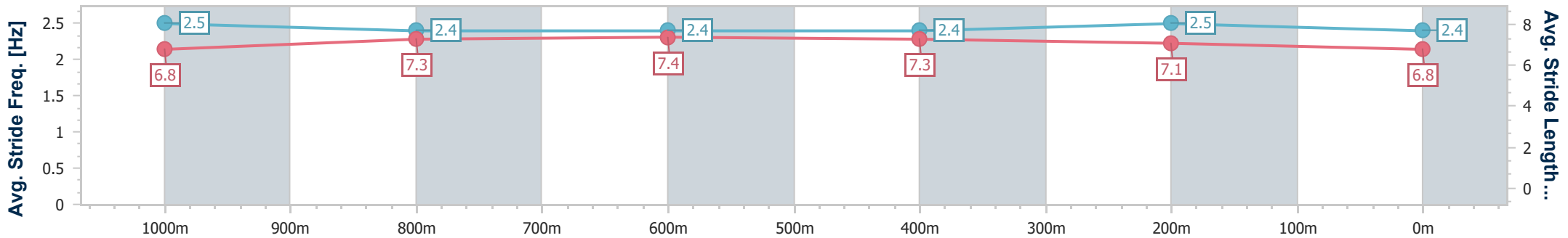
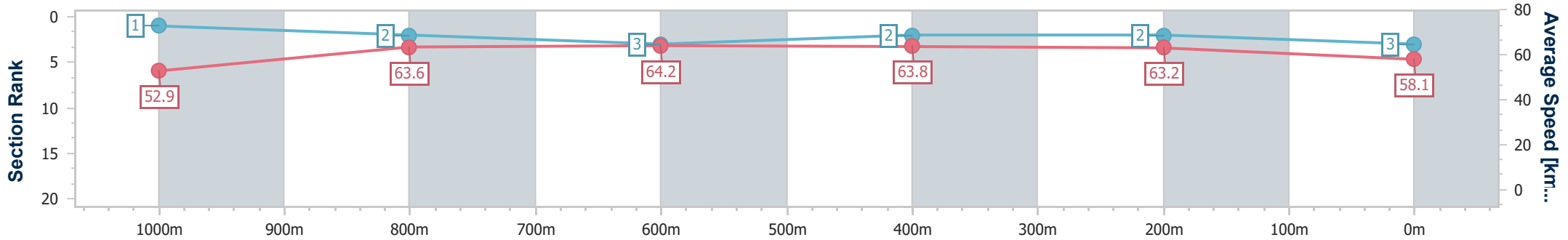


Eagle Farm QLD Professional
 Race 7: POOL TILE COMPANY BENCHMARK 65 Handicap - 1200m
 06 September 2023 - 16:05
 Track Rating: Good 4, Weather: Overcast, Rail Position: +9.5m
 Entire Course



BRISBANE RACING CLUB

Section	Overall	1000m	800m	600m	400m	200m
Section Times	1:11.44 [3] (0:13.65)	0:57.79 [1] (0:11.40)	0:46.39 [2] (0:11.21)	0:35.18 [3] (0:11.40)	0:23.78 [2] (0:11.40)	0:12.38 [2] (0:12.38)
Average Speed [km/h]	52.9	63.6	64.2	63.8	63.2	58.1
Top Speed [km/h]	64.2	64.9	65.8	64.0	64.4	61.1
Avg. Dist. to Rail [m]	4.5	1.6	0.7	2.2	5.4	2.2
Avg. Stride Freq. [Hz]	2.5	2.4	2.4	2.4	2.5	2.4
Avg. Stride Length [m]	6.8	7.3	7.4	7.3	7.1	6.8



- [] Ranking at each section and finish
- .-.- No data available at this section
- NA No data available



Horse/Jockey Name	My Oddette
Final Rank	4
Fastest Section Time (Section)	0:11.13 (1000m)
Top Speed [km/h] (Section)	66.8 (1000m)
Race State	Finished

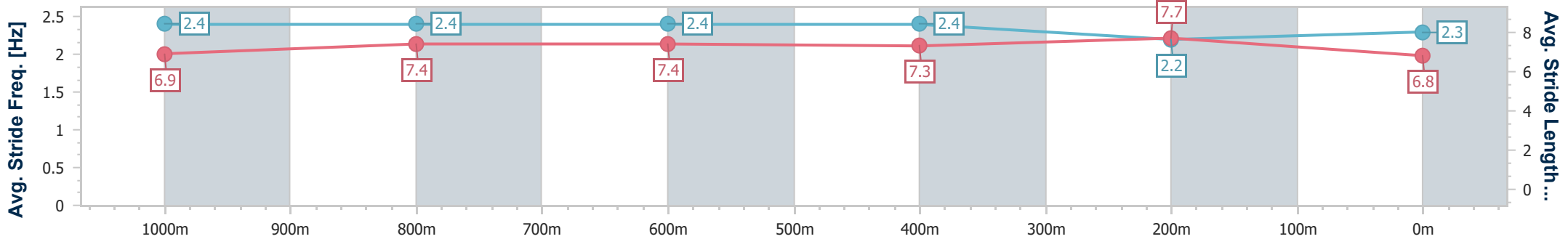
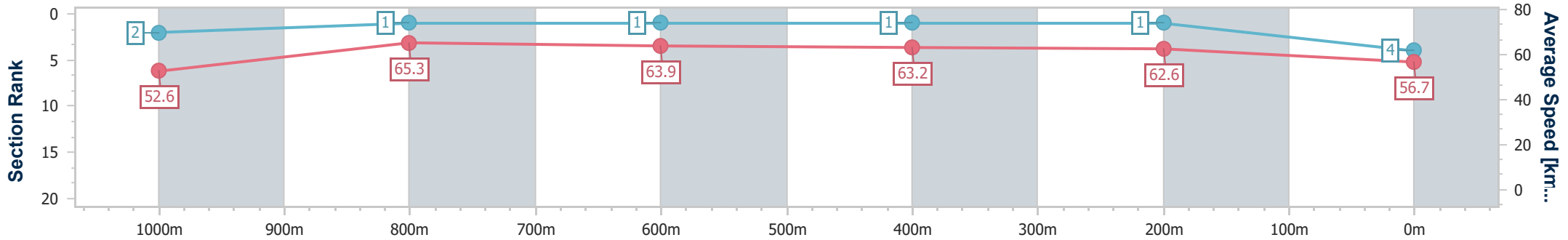


Eagle Farm QLD Professional
 Race 7: POOL TILE COMPANY BENCHMARK 65 Handicap - 1200m
 06 September 2023 - 16:05
 Track Rating: Good 4, Weather: Overcast, Rail Position: +9.5m
 Entire Course



BRISBANE
 RACING CLUB

Section	Overall	1000m	800m	600m	400m	200m
Section Times	1:11.62 [4] (0:13.72)	0:57.90 [2] (0:11.13)	0:46.77 [1] (0:11.23)	0:35.54 [1] (0:11.33)	0:24.21 [1] (0:11.50)	0:12.71 [1] (0:12.71)
Average Speed [km/h]	52.6	65.3	63.9	63.2	62.6	56.7
Top Speed [km/h]	64.9	66.8	64.8	64.5	64.3	60.5
Avg. Dist. to Rail [m]	5.3	2.0	0.9	1.0	0.3	0.3
Avg. Stride Freq. [Hz]	2.4	2.4	2.4	2.4	2.2	2.3
Avg. Stride Length [m]	6.9	7.4	7.4	7.3	7.7	6.8



- [] Ranking at each section and finish
- .-.- No data available at this section
- NA No data available



Horse/Jockey Name	Uncle Bud
Final Rank	5
Fastest Section Time (Section)	0:11.22 (1000m)
Top Speed [km/h] (Section)	66.2 (1000m)
Race State	Finished

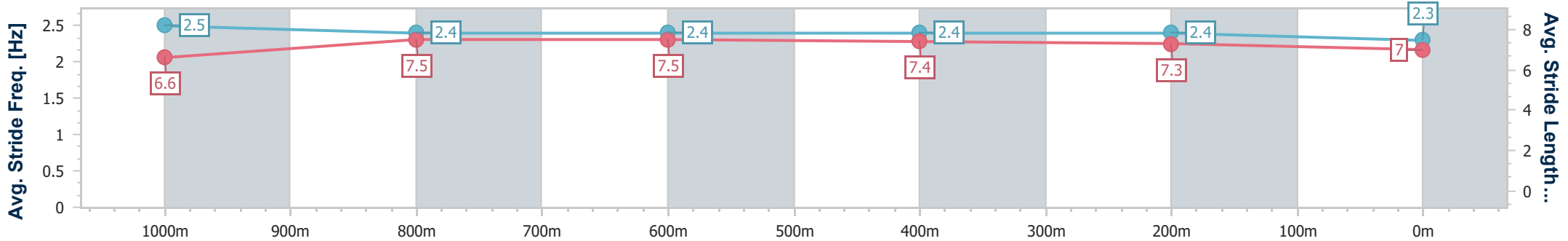
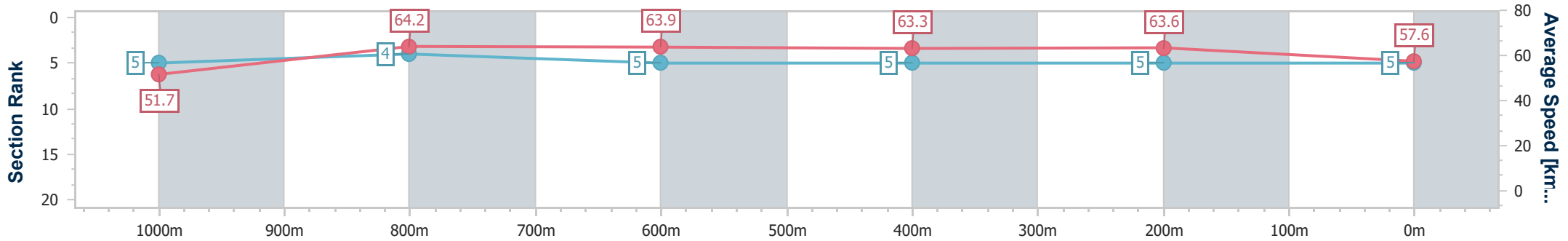


Eagle Farm QLD Professional
 Race 7: POOL TILE COMPANY BENCHMARK 65 Handicap - 1200m
 06 September 2023 - 16:05
 Track Rating: Good 4, Weather: Overcast, Rail Position: +9.5m Entire Course



BRISBANE RACING CLUB

Section	Overall	1000m	800m	600m	400m	200m
Section Times	1:11.74 [5] (0:13.94)	0:57.80 [5] (0:11.22)	0:46.58 [4] (0:11.34)	0:35.24 [5] (0:11.42)	0:23.82 [5] (0:11.33)	0:12.49 [5] (0:12.49)
Average Speed [km/h]	51.7	64.2	63.9	63.3	63.6	57.6
Top Speed [km/h]	64.0	66.2	65.0	64.9	65.1	61.6
Avg. Dist. to Rail [m]	0.5	0.3	1.1	1.1	2.4	0.9
Avg. Stride Freq. [Hz]	2.5	2.4	2.4	2.4	2.4	2.3
Avg. Stride Length [m]	6.6	7.5	7.5	7.4	7.3	7.0



- [] Ranking at each section and finish
- .-.- No data available at this section
- NA No data available



Horse/Jockey Name	Boom Court
Final Rank	6
Fastest Section Time (Section)	0:11.10 (800m)
Top Speed [km/h] (Section)	66.6 (800m)
Race State	Finished

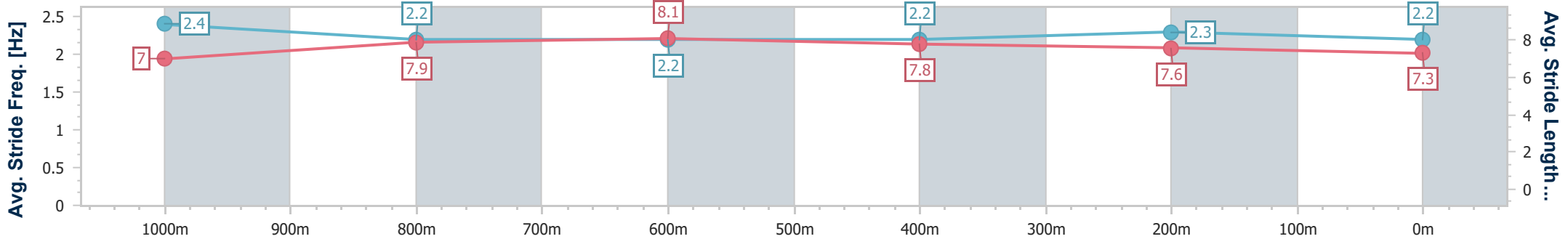
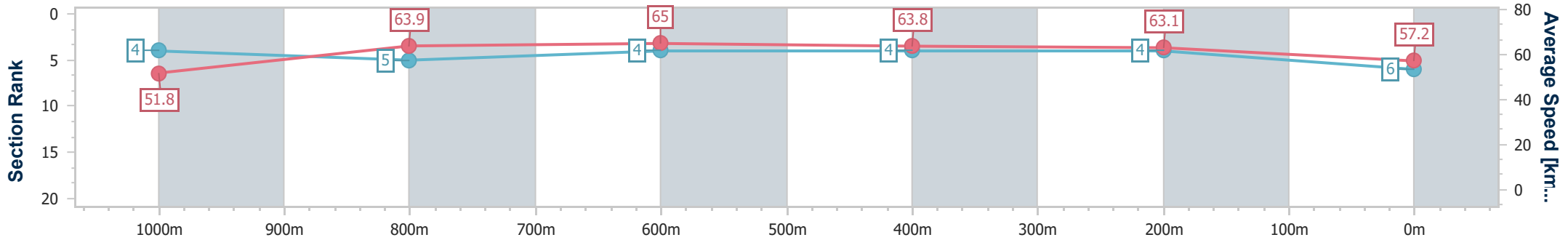


Eagle Farm QLD Professional
 Race 7: POOL TILE COMPANY BENCHMARK 65 Handicap - 1200m
 06 September 2023 - 16:05
 Track Rating: Good 4, Weather: Overcast, Rail Position: +9.5m Entire Course



BRISBANE RACING CLUB

Section	Overall	1000m	800m	600m	400m	200m
Section Times	1:11.75 [6] (0:13.94)	0:57.81 [4] (0:11.34)	0:46.47 [5] (0:11.10)	0:35.37 [4] (0:11.39)	0:23.98 [4] (0:11.39)	0:12.59 [4] (0:12.59)
Average Speed [km/h]	51.8	63.9	65.0	63.8	63.1	57.2
Top Speed [km/h]	64.0	66.1	66.6	64.6	64.4	61.8
Avg. Dist. to Rail [m]	1.5	1.7	0.4	2.0	4.3	2.2
Avg. Stride Freq. [Hz]	2.4	2.2	2.2	2.2	2.3	2.2
Avg. Stride Length [m]	7.0	7.9	8.1	7.8	7.6	7.3



- [] Ranking at each section and finish
- .-.- No data available at this section
- NA No data available



Horse/Jockey Name	Boodua Romance
Final Rank	7
Fastest Section Time (Section)	0:11.27 (600m)
Top Speed [km/h] (Section)	65.4 (400m)
Race State	Finished

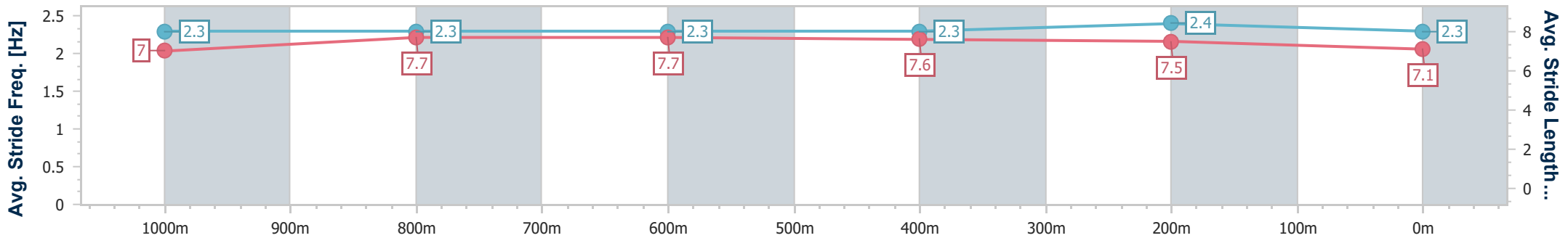
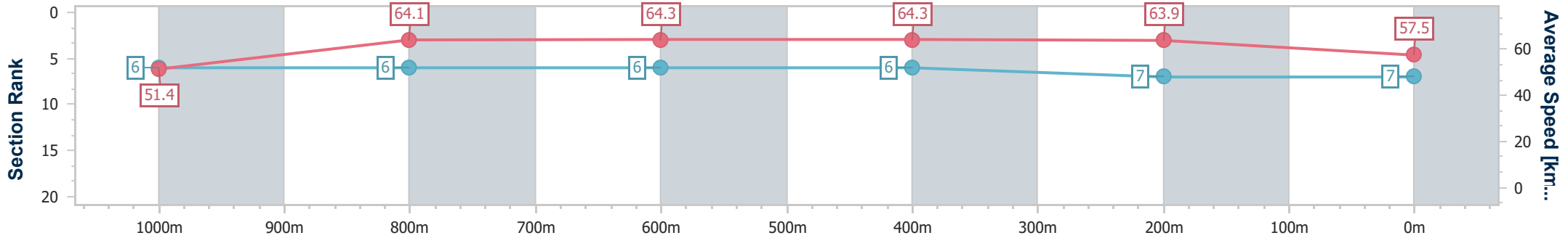


Eagle Farm QLD Professional
 Race 7: POOL TILE COMPANY BENCHMARK 65 Handicap - 1200m
 06 September 2023 - 16:05
 Track Rating: Good 4, Weather: Overcast, Rail Position: +9.5m Entire Course



BRISBANE RACING CLUB

Section	Overall	1000m	800m	600m	400m	200m
Section Times	1:11.77 [7] (0:14.09)	0:57.68 [6] (0:11.34)	0:46.34 [6] (0:11.28)	0:35.06 [6] (0:11.27)	0:23.79 [6] (0:11.29)	0:12.50 [7] (0:12.50)
Average Speed [km/h]	51.4	64.1	64.3	64.3	63.9	57.5
Top Speed [km/h]	63.7	65.3	65.4	64.8	65.4	61.4
Avg. Dist. to Rail [m]	3.6	2.1	1.4	1.7	4.2	4.4
Avg. Stride Freq. [Hz]	2.3	2.3	2.3	2.3	2.4	2.3
Avg. Stride Length [m]	7.0	7.7	7.7	7.6	7.5	7.1



- [] Ranking at each section and finish
- .-.- No data available at this section
- NA No data available



Horse/Jockey Name	Blakmax
Final Rank	8
Fastest Section Time (Section)	0:11.16 (800m)
Top Speed [km/h] (Section)	66.4 (800m)
Race State	Finished

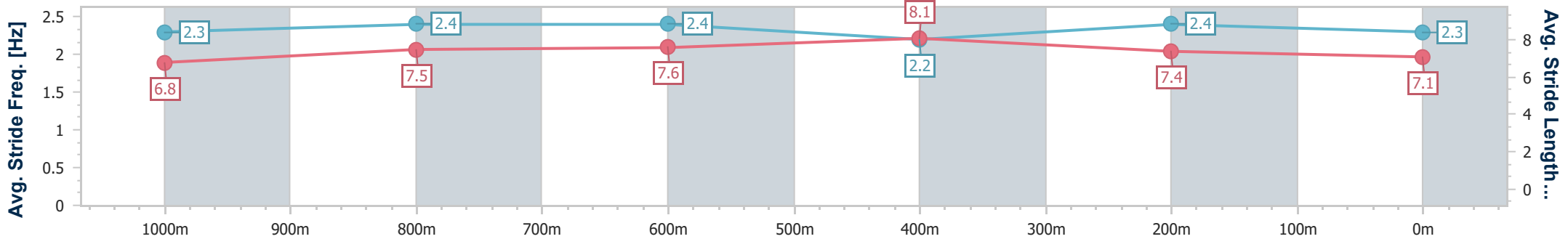
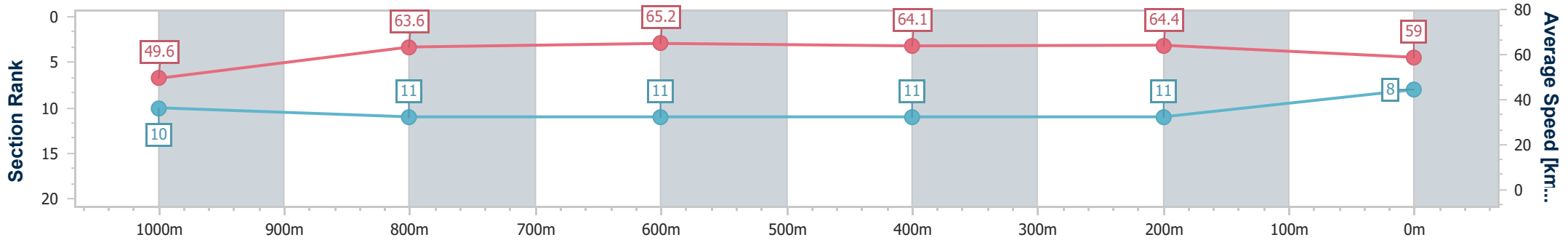


Eagle Farm QLD Professional
 Race 7: POOL TILE COMPANY BENCHMARK 65 Handicap - 1200m
 06 September 2023 - 16:05
 Track Rating: Good 4, Weather: Overcast, Rail Position: +9.5m
 Entire Course



BRISBANE RACING CLUB

Section	Overall	1000m	800m	600m	400m	200m
Section Times	1:11.86 [8] (0:14.55)	0:57.31 [10] (0:11.48)	0:45.83 [11] (0:11.16)	0:34.67 [11] (0:11.28)	0:23.39 [11] (0:11.19)	0:12.20 [11] (0:12.20)
Average Speed [km/h]	49.6	63.6	65.2	64.1	64.4	59.0
Top Speed [km/h]	62.8	65.4	66.4	65.0	65.7	63.1
Avg. Dist. to Rail [m]	5.4	2.9	1.7	1.6	5.8	6.4
Avg. Stride Freq. [Hz]	2.3	2.4	2.4	2.2	2.4	2.3
Avg. Stride Length [m]	6.8	7.5	7.6	8.1	7.4	7.1



- [] Ranking at each section and finish
- .-.- No data available at this section
- NA No data available



Horse/Jockey Name	Ronlee Gal
Final Rank	9
Fastest Section Time (Section)	0:11.16 (800m)
Top Speed [km/h] (Section)	66.9 (800m)
Race State	Finished

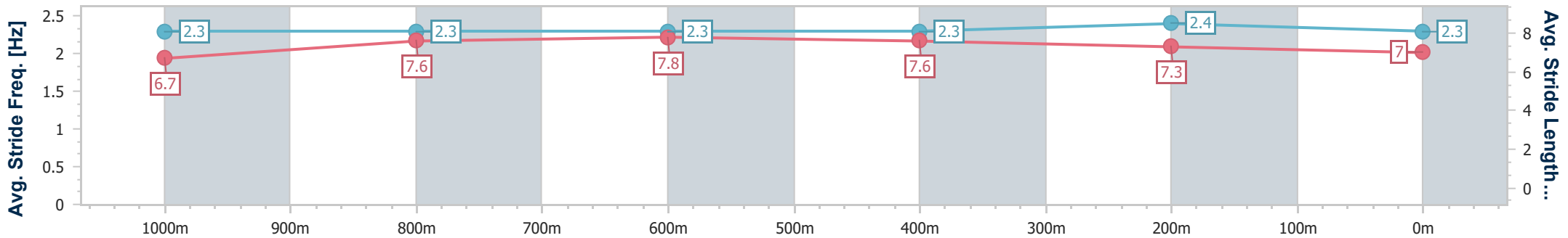
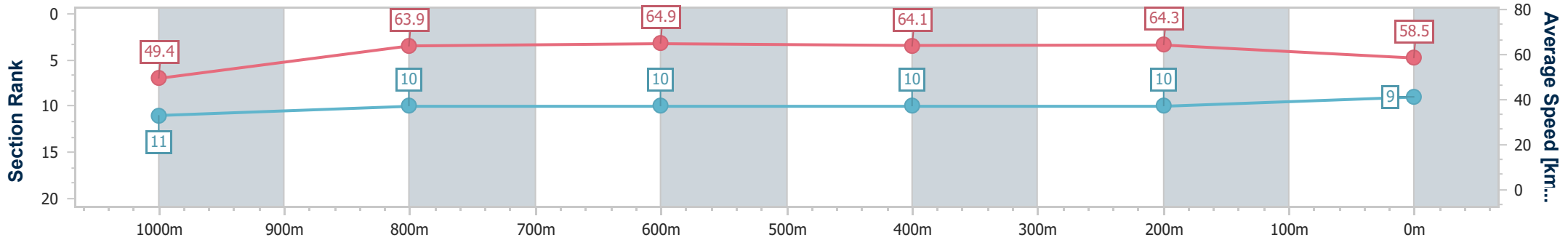


Eagle Farm QLD Professional
 Race 7: POOL TILE COMPANY BENCHMARK 65 Handicap - 1200m
 06 September 2023 - 16:05
 Track Rating: Good 4, Weather: Overcast, Rail Position: +9.5m
 Entire Course



BRISBANE
 RACING CLUB

Section	Overall	1000m	800m	600m	400m	200m
Section Times	1:11.97 [9] (0:14.60)	0:57.37 [11] (0:11.35)	0:46.02 [10] (0:11.16)	0:34.86 [10] (0:11.35)	0:23.51 [10] (0:11.20)	0:12.31 [10] (0:12.31)
Average Speed [km/h]	49.4	63.9	64.9	64.1	64.3	58.5
Top Speed [km/h]	63.4	66.4	66.9	64.6	65.8	62.9
Avg. Dist. to Rail [m]	3.0	1.6	1.5	2.1	2.9	1.2
Avg. Stride Freq. [Hz]	2.3	2.3	2.3	2.3	2.4	2.3
Avg. Stride Length [m]	6.7	7.6	7.8	7.6	7.3	7.0



- [] Ranking at each section and finish
- .-.- No data available at this section
- NA No data available



Horse/Jockey Name	Bold Hoi Ho
Final Rank	10
Fastest Section Time (Section)	0:11.15 (800m)
Top Speed [km/h] (Section)	66.1 (Overall)
Race State	Finished



Eagle Farm QLD Professional
Race 7: POOL TILE COMPANY BENCHMARK 65 Handicap - 1200m

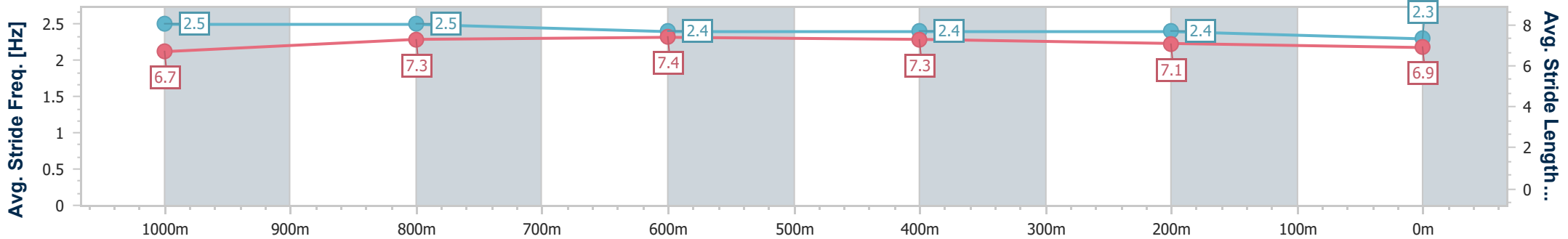
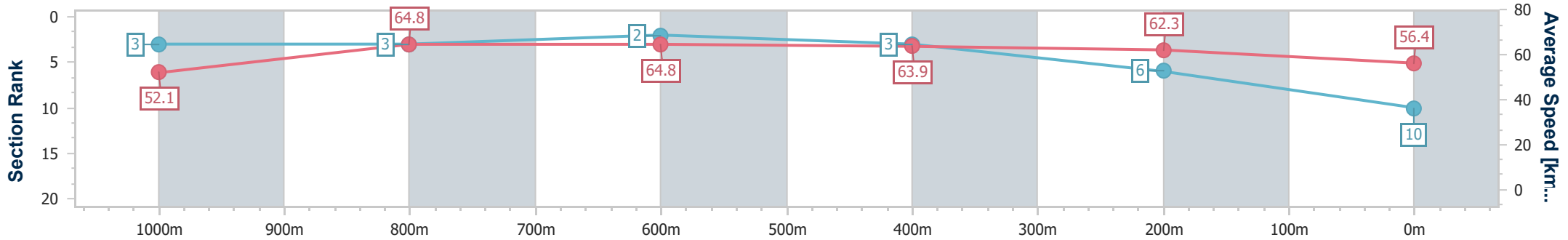


06 September 2023 - 16:05

Track Rating: Good 4, Weather: Overcast, Rail Position: +9.5m
Entire Course

BRISBANE RACING CLUB

Section	Overall	1000m	800m	600m	400m	200m
Section Times	1:12.02 [10] (0:13.88)	0:58.14 [3] (0:11.23)	0:46.91 [3] (0:11.15)	0:35.76 [2] (0:11.45)	0:24.31 [3] (0:11.54)	0:12.77 [6] (0:12.77)
Average Speed [km/h]	52.1	64.8	64.8	63.9	62.3	56.4
Top Speed [km/h]	66.1	65.8	66.0	64.5	64.0	60.7
Avg. Dist. to Rail [m]	4.3	2.3	0.8	3.3	4.2	2.7
Avg. Stride Freq. [Hz]	2.5	2.5	2.4	2.4	2.4	2.3
Avg. Stride Length [m]	6.7	7.3	7.4	7.3	7.1	6.9



- [] Ranking at each section and finish
- .-.- No data available at this section
- NA No data available



Horse/Jockey Name	Alpha Go
Final Rank	11
Fastest Section Time (Section)	0:11.18 (800m)
Top Speed [km/h] (Section)	66.0 (800m)
Race State	Finished



Eagle Farm QLD Professional
Race 7: POOL TILE COMPANY BENCHMARK 65 Handicap - 1200m

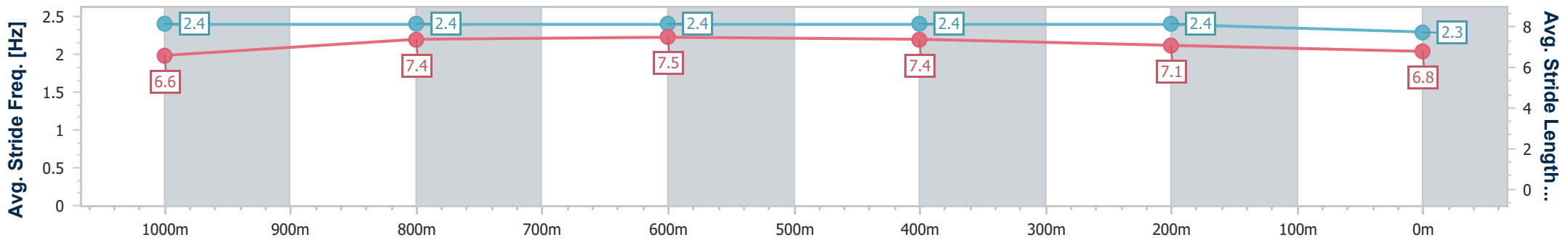
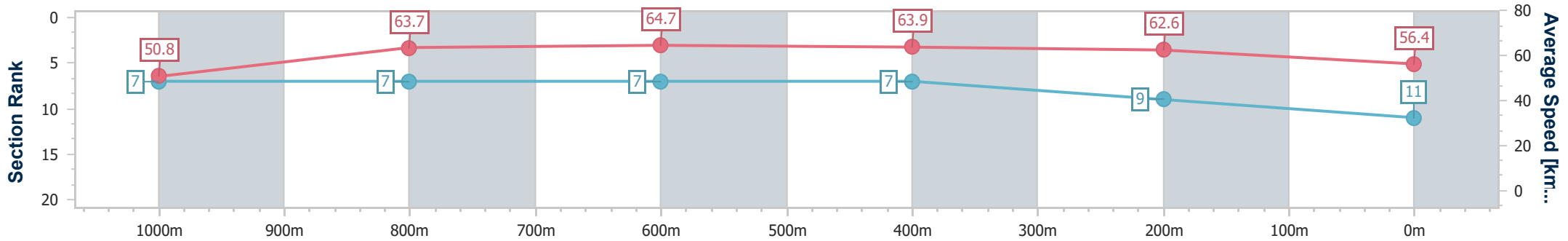


06 September 2023 - 16:05

Track Rating: Good 4, Weather: Overcast, Rail Position: +9.5m
Entire Course

BRISBANE RACING CLUB

Section	Overall	1000m	800m	600m	400m	200m
Section Times	1:12.32 [11] (0:14.20)	0:58.12 [7] (0:11.37)	0:46.75 [7] (0:11.18)	0:35.57 [7] (0:11.33)	0:24.24 [7] (0:11.47)	0:12.77 [9] (0:12.77)
Average Speed [km/h]	50.8	63.7	64.7	63.9	62.6	56.4
Top Speed [km/h]	63.8	65.6	66.0	64.4	64.6	60.5
Avg. Dist. to Rail [m]	1.7	1.3	0.6	1.2	5.8	3.6
Avg. Stride Freq. [Hz]	2.4	2.4	2.4	2.4	2.4	2.3
Avg. Stride Length [m]	6.6	7.4	7.5	7.4	7.1	6.8



- [] Ranking at each section and finish
- .-.- No data available at this section
- NA No data available