



# Eagle Farm QLD Professional

## Race 5: CENTURY POOLS BENCHMARK 68 Handicap - 1849m

06 September 2023 - 14:53



BRISBANE  
RACING CLUB

Track Rating: Good 4, Weather: Overcast, Rail Position: +9.5m Entire Course

Section														
Field Times	Overall	1600m	1400m	1200m	1000m	800m	600m	Last 600m						
	1:55.48 (0:17.19)	1:38.29 (0:11.98)	1:26.31 (0:12.67)	1:13.64 (0:12.81)	1:00.83 (0:13.07)	0:47.76 (0:12.54)	0:35.22 (0:11.56)	0:35.22						
Rank	TAB	Horse/Jockey	Barrier	Top Speed [km/h]	Fastest Section								Distance Travelled [m]	
1	7	KOKONOTSU James Orman	16	64.9 600m	0:11.45 400m	1:55.48 [1] (0:17.19)	1:38.29 [1] (0:11.98)	1:26.31 [1] (0:12.67)	1:13.64 [1] (0:12.82)	1:00.82 [2] (0:13.06)	0:47.76 [1] (0:12.54)	0:35.22 [1] (0:11.56)	0:35.22	
2	2	OSTERMEIER Cejay Graham	5	64.7 400m	0:11.36 400m	1:55.65 [2] (0:18.31)	1:37.34 [10] (0:12.16)	1:25.18 [8] (0:12.63)	1:12.55 [9] (0:12.54)	1:00.01 [8] (0:12.94)	0:47.07 [9] (0:12.62)	0:34.45 [11] (0:11.62)	0:34.45	+1
3	15	ESKY Damien Thornton	6	65.7 400m	0:11.26 400m	1:55.70 [3] (0:17.86)	1:37.84 [6] (0:12.37)	1:25.47 [7] (0:12.54)	1:12.93 [7] (0:12.55)	1:00.38 [6] (0:12.97)	0:47.41 [6] (0:12.44)	0:34.97 [5] (0:11.57)	0:34.97	+5
4	8	NORTHERN DECREE Ben Thompson	10	63.8 400m	0:11.55 400m	1:55.83 [4] (0:17.26)	1:38.57 [3] (0:12.31)	1:26.26 [3] (0:12.38)	1:13.88 [2] (0:12.70)	1:01.18 [1] (0:13.09)	0:48.09 [2] (0:12.53)	0:35.56 [2] (0:11.58)	0:35.56	+7
5	11	DECEMBER DIAMOND Jaden Lloyd	3	63.4 600m	0:11.54 400m	1:55.97 [5] (0:17.58)	1:38.39 [4] (0:12.24)	1:26.15 [4] (0:12.56)	1:13.59 [4] (0:12.73)	1:00.86 [5] (0:13.06)	0:47.80 [5] (0:12.59)	0:35.21 [6] (0:11.65)	0:35.21	+2
6	14	TIRITIRI Mark Du Plessis	8	65.6 400m	0:11.20 400m	1:56.00 [6] (0:18.39)	1:37.61 [11] (0:12.30)	1:25.31 [10] (0:12.67)	1:12.64 [10] (0:12.57)	1:00.07 [10] (0:12.95)	0:47.12 [11] (0:12.23)	0:34.89 [10] (0:11.54)	0:34.89	+5
7	10	ASWAAT Angela Jones	2	64.1 600m	0:11.38 400m	1:56.16 [7] (0:18.16)	1:38.00 [8] (0:12.32)	1:25.68 [9] (0:12.59)	1:13.09 [8] (0:12.58)	1:00.51 [9] (0:12.88)	0:47.63 [8] (0:12.31)	0:35.32 [7] (0:11.68)	0:35.32	+6
8	3	VITESSE FRANCAIS Kyle Wilson-Taylor	1	64.5 400m	0:11.44 400m	1:56.27 [8] (0:17.94)	1:38.33 [7] (0:12.11)	1:26.22 [6] (0:12.60)	1:13.62 [6] (0:12.68)	1:00.94 [7] (0:13.06)	0:47.88 [7] (0:12.64)	0:35.24 [9] (0:11.63)	0:35.24	+3
9	17	ENTERPRISE PHOENIX Michael Cahill	4	64.0 400m	0:11.61 400m	1:56.45 [9] (0:17.25)	1:39.20 [2] (0:12.09)	1:27.11 [2] (0:12.67)	1:14.44 [3] (0:12.82)	1:01.62 [3] (0:13.04)	0:48.58 [3] (0:12.67)	0:35.91 [3] (0:11.71)	0:35.91	+0
10	6	AGNELLI Michael Murphy	11	63.1 600m	0:11.67 400m	1:56.65 [10] (0:17.61)	1:39.04 [5] (0:12.27)	1:26.77 [5] (0:12.52)	1:14.25 [5] (0:12.62)	1:01.63 [4] (0:12.97)	0:48.66 [4] (0:12.55)	0:36.11 [4] (0:11.72)	0:36.11	+5

Scratched: Scarlet Tufty (#1), Kureder (#16), Yangari (#9), This is So (#13), Enterprise Lassie (#12), Dhakuri (#4)

[ ] Ranking at each section and finish  
 -:-:- No data available at this section  
 NA No data available

SCN Saddle cloth number  
 DNF Did not finish  
 DNT Did not track



# Eagle Farm QLD Professional

## Race 5: CENTURY POOLS BENCHMARK 68 Handicap - 1849m

06 September 2023 - 14:53



BRISBANE  
RACING CLUB

Track Rating: Good 4, Weather: Overcast, Rail Position: +9.5m Entire Course

Section	Overall	1600m	1400m	1200m	1000m	800m	600m	Last 600m						
Field Times	1:55.48 (0:17.19)	1:38.29 (0:11.98)	1:26.31 (0:12.67)	1:13.64 (0:12.81)	1:00.83 (0:13.07)	0:47.76 (0:12.54)	0:35.22 (0:11.56)	0:35.22						
Rank	TAB	Horse/Jockey	Barrier	Top Speed [km/h]	Fastest Section				Distance Travelled [m]					
11	5	UNDER THE CAP Andrew Mallyon	9	65.3 400m	0:11.52 400m	1:56.74 [11] (0:18.27)	1:38.47 [9] (0:12.54)	1:25.93 [11] (0:12.58)	1:13.35 [11] (0:12.61)	1:00.74 [11] (0:12.68)	0:48.06 [10] (0:12.33)	0:35.73 [8] (0:11.60)	0:35.73	+3

Scratched: Scarlet Tufty (#1), Kureder (#16), Yangari (#9), This is So (#13), Enterprise Lassie (#12), Dhakuri (#4)

[ ] Ranking at each section and finish  
 -:-:-:- No data available at this section  
 NA No data available

SCN Saddle cloth number  
 DNF Did not finish  
 DNT Did not track



# Eagle Farm QLD Professional

## Race 5: CENTURY POOLS BENCHMARK 68 Handicap - 1849m

06 September 2023 - 14:53



BRISBANE  
RACING CLUB

Track Rating: Good 4, Weather: Overcast, Rail Position: +9.5m Entire Course

Section							400m	200m			Last 600m
Field Times							0:23.66 (0:11.45)	0:12.21 (0:12.21)			0:35.22
Rank	TAB	Horse/Jockey	Barrier	Top Speed [km/h]	Fastest Section			Margin			Distance Travelled [m]
1	7	KOKONOTSU James Orman	16	64.9 600m	0:11.45 400m	0:23.66 [1] (0:11.45)	0:12.21 [1] (0:12.21)	1:55.48			0:35.22
2	2	OSTERMEIER Cejay Graham	5	64.7 400m	0:11.36 400m	0:22.83 [11] (0:11.36)	0:11.47 [11] (0:11.47)	1.02L			0:34.45 +1
3	15	ESKY Damien Thornton	6	65.7 400m	0:11.26 400m	0:23.40 [5] (0:11.26)	0:12.14 [3] (0:12.14)	1.33L			0:34.97 +5
4	8	NORTHERN DECREE Ben Thompson	10	63.8 400m	0:11.55 400m	0:23.98 [2] (0:11.55)	0:12.43 [2] (0:12.43)	2.07L			0:35.56 +7
5	11	DECEMBER DIAMOND Jaden Lloyd	3	63.4 600m	0:11.54 400m	0:23.56 [6] (0:11.54)	0:12.02 [8] (0:12.02)	2.89L			0:35.21 +2
6	14	TIRITIRI Mark Du Plessis	8	65.6 400m	0:11.20 400m	0:23.35 [9] (0:11.20)	0:12.15 [4] (0:12.15)	3.07L			0:34.89 +5
7	10	ASWAAT Angela Jones	2	64.1 600m	0:11.38 400m	0:23.64 [7] (0:11.38)	0:12.26 [6] (0:12.26)	4L			0:35.32 +6
8	3	VITESSE FRANCAIS Kyle Wilson-Taylor	1	64.5 400m	0:11.44 400m	0:23.61 [10] (0:11.44)	0:12.17 [9] (0:12.17)	4.64L			0:35.24 +3
9	17	ENTERPRISE PHOENIX Michael Cahill	4	64.0 400m	0:11.61 400m	0:24.20 [3] (0:11.61)	0:12.59 [5] (0:12.59)	5.71L			0:35.91 +0
10	6	AGNELLI Michael Murphy	11	63.1 600m	0:11.67 400m	0:24.39 [4] (0:11.67)	0:12.72 [7] (0:12.72)	6.93L			0:36.11 +5

Scratched: Scarlet Tufty (#1), Kureder (#16), Yangari (#9), This is So (#13), Enterprise Lassie (#12), Dhakuri (#4)

Report Created: Wed 6 September 2023 15:33 GM (Note: Timing is based on position data)

Page 3/15

[ ] Ranking at each section and finish  
 -:-:- No data available at this section  
 NA No data available

SCN Saddle cloth number  
 DNF Did not finish  
 DNT Did not track

data processed by  TRIPLES DATA



# Eagle Farm QLD Professional

## Race 5: CENTURY POOLS BENCHMARK 68 Handicap - 1849m

06 September 2023 - 14:53



BRISBANE  
RACING CLUB

Track Rating: Good 4, Weather: Overcast, Rail Position: +9.5m Entire Course

Section	400m		200m		Last 600m		
Field Times	0:23.66 (0:11.45)		0:12.21 (0:12.21)		0:35.22		
Rank	TAB	Horse/Jockey	Barrier	Top Speed [km/h]	Fastest Section	Margin	Distance Travelled [m]
11	5	UNDER THE CAP	9	65.3	0:11.52	0:24.13 [8] 0:12.61 [10] 7.45L	0:35.73 +3
		Andrew Mallyon		400m	400m	(0:11.52) (0:12.61)	

Scratched: Scarlet Tufty (#1), Kureder (#16), Yangari (#9), This is So (#13), Enterprise Lassie (#12), Dhakuri (#4)

[ ] Ranking at each section and finish  
 -:-:-:- No data available at this section  
 NA No data available

SCN Saddle cloth number  
 DNF Did not finish  
 DNT Did not track



Horse/Jockey Name	Kokonotsu
Final Rank	1
Fastest Section Time (Section)	0:11.45 (400m)
Top Speed [km/h] (Section)	64.9 (600m)
Race State	Finished



Eagle Farm QLD Professional

Race 5: CENTURY POOLS BENCHMARK 68 Handicap - 1849m

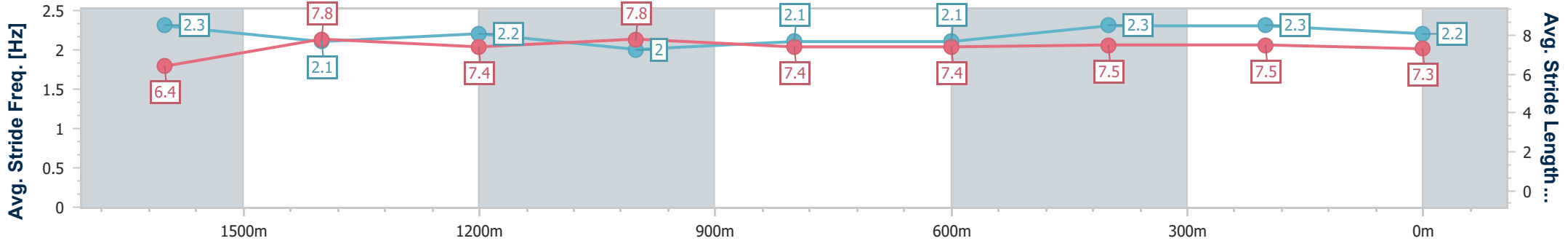
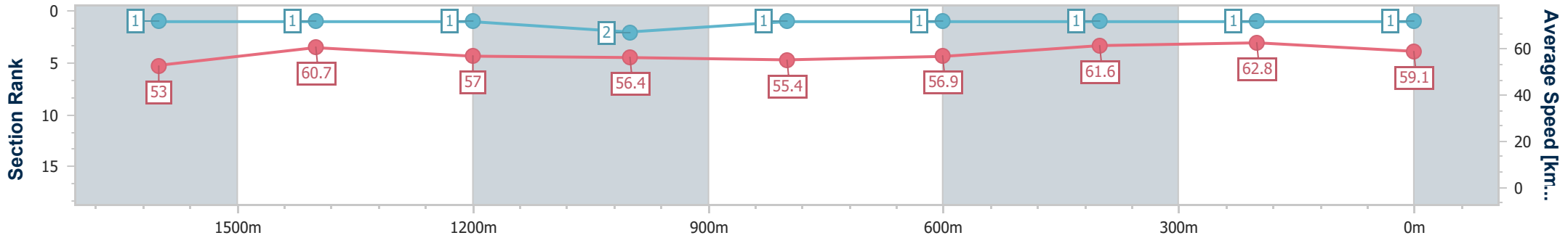
06 September 2023 - 14:53

Track Rating: Good 4, Weather: Overcast, Rail Position: +9.5m Entire Course



BRISBANE RACING CLUB

Section	Overall	1600m	1400m	1200m	1000m	800m	600m	400m	200m
Section Times	1:55.48 [1] (0:17.19)	1:38.29 [1] (0:11.98)	1:26.31 [1] (0:12.67)	1:13.64 [1] (0:12.82)	1:00.82 [2] (0:13.06)	0:47.76 [1] (0:12.54)	0:35.22 [1] (0:11.56)	0:23.66 [1] (0:11.45)	0:12.21 [1] (0:12.21)
Average Speed [km/h]	53.0	60.7	57.0	56.4	55.4	56.9	61.6	62.8	59.1
Top Speed [km/h]	62.9	62.7	59.0	57.5	56.7	59.2	64.9	64.9	61.7
Avg. Dist. to Rail [m]	6.7	3.9	2.7	2.2	1.0	1.7	2.0	1.4	1.4
Avg. Stride Freq. [Hz]	2.3	2.1	2.2	2.0	2.1	2.1	2.3	2.3	2.2
Avg. Stride Length [m]	6.4	7.8	7.4	7.8	7.4	7.4	7.5	7.5	7.3



- [ ] Ranking at each section and finish
- .-.- No data available at this section
- NA No data available



Horse/Jockey Name	Ostermeier
Final Rank	2
Fastest Section Time (Section)	0:11.36 (400m)
Top Speed [km/h] (Section)	64.7 (400m)
Race State	Finished



### Eagle Farm QLD Professional

Race 5: CENTURY POOLS BENCHMARK 68 Handicap - 1849m

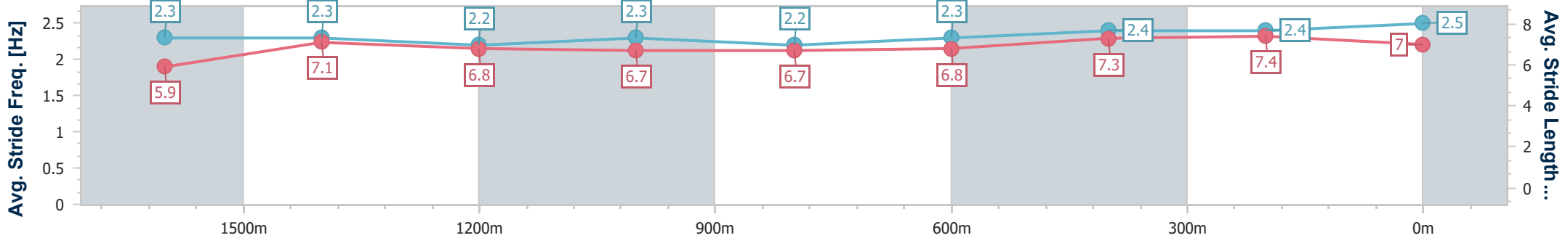
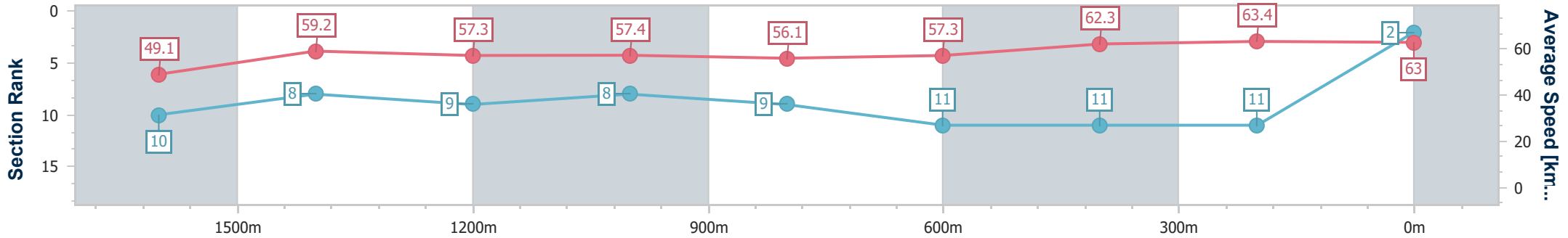
06 September 2023 - 14:53

Track Rating: Good 4, Weather: Overcast, Rail Position: +9.5m  
Entire Course



BRISBANE RACING CLUB

Section	Overall	1600m	1400m	1200m	1000m	800m	600m	400m	200m				
Section Times	1:55.65 [2] (0:18.31)	1:37.34 [10] (0:12.16)	1:25.18 [8] (0:12.63)	1:12.55 [9] (0:12.54)	1:00.01 [8] (0:12.94)	0:47.07 [9] (0:12.62)	0:34.45 [11] (0:11.62)	0:22.83 [11] (0:11.36)	0:11.47 [11] (0:11.47)				
Average Speed [km/h]	49.1	59.2	57.3	57.4	56.1	57.3	62.3	63.4	63.0				
Top Speed [km/h]	60.2	60.3	58.8	59.2	57.1	59.4	64.2	64.7	63.2				
Avg. Dist. to Rail [m]	2.4	0.7	1.8	2.1	1.6	0.8	1.2	5.3	7.0				
Avg. Stride Freq. [Hz]	2.3	2.3	2.2	2.3	2.2	2.3	2.4	2.4	2.5				
Avg. Stride Length [m]	5.9	7.1	6.8	6.7	6.7	6.8	7.3	7.4	7.0				



- [ ] Ranking at each section and finish
- .-.- No data available at this section
- NA No data available



Horse/Jockey Name	Esky
Final Rank	3
Fastest Section Time (Section)	0:11.26 (400m)
Top Speed [km/h] (Section)	65.7 (400m)
Race State	Finished



### Eagle Farm QLD Professional

Race 5: CENTURY POOLS BENCHMARK 68 Handicap - 1849m

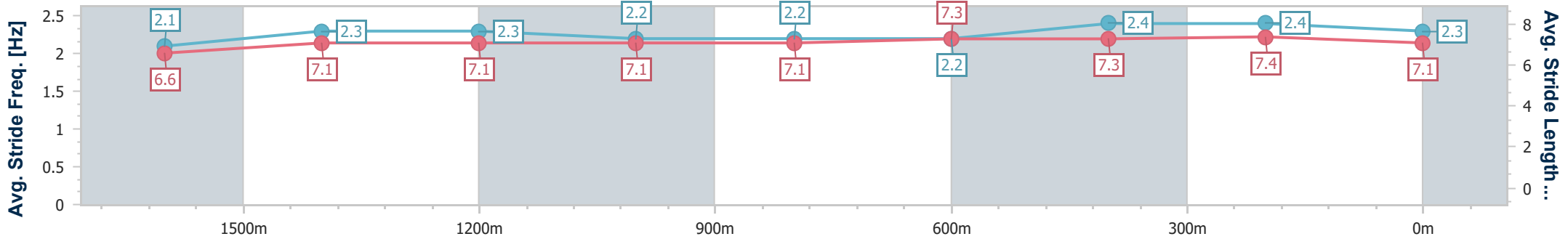
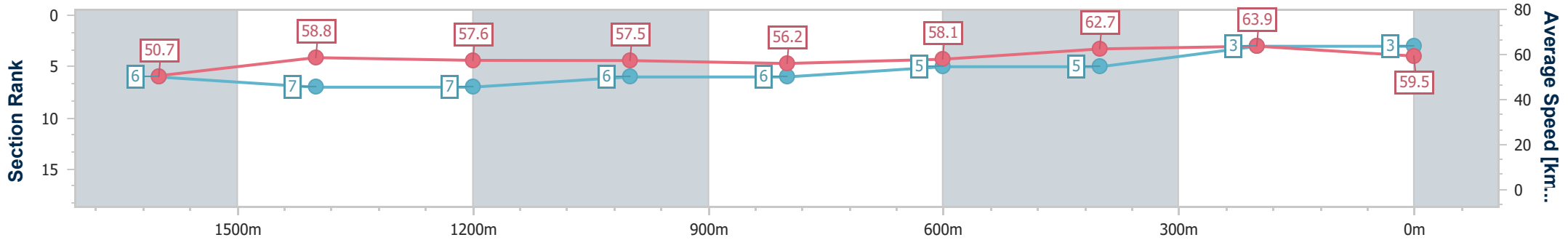
06 September 2023 - 14:53

Track Rating: Good 4, Weather: Overcast, Rail Position: +9.5m  
Entire Course



BRISBANE RACING CLUB

Section	Overall	1600m	1400m	1200m	1000m	800m	600m	400m	200m				
Section Times	1:55.70 [3] (0:17.86)	1:37.84 [6] (0:12.37)	1:25.47 [7] (0:12.54)	1:12.93 [7] (0:12.55)	1:00.38 [6] (0:12.97)	0:47.41 [6] (0:12.44)	0:34.97 [5] (0:11.57)	0:23.40 [5] (0:11.26)	0:12.14 [3] (0:12.14)				
Average Speed [km/h]	50.7	58.8	57.6	57.5	56.2	58.1	62.7	63.9	59.5				
Top Speed [km/h]	60.9	59.3	58.5	59.1	57.9	60.9	64.8	65.7	62.5				
Avg. Dist. to Rail [m]	3.9	3.2	2.9	2.7	2.2	1.1	1.2	2.3	2.4				
Avg. Stride Freq. [Hz]	2.1	2.3	2.3	2.2	2.2	2.2	2.4	2.4	2.3				
Avg. Stride Length [m]	6.6	7.1	7.1	7.1	7.1	7.3	7.3	7.4	7.1				



- [ ] Ranking at each section and finish
- .-.- No data available at this section
- NA No data available



Horse/Jockey Name	Northern Decree
Final Rank	4
Fastest Section Time (Section)	0:11.55 (400m)
Top Speed [km/h] (Section)	63.8 (400m)
Race State	Finished



### Eagle Farm QLD Professional

Race 5: CENTURY POOLS BENCHMARK 68 Handicap - 1849m

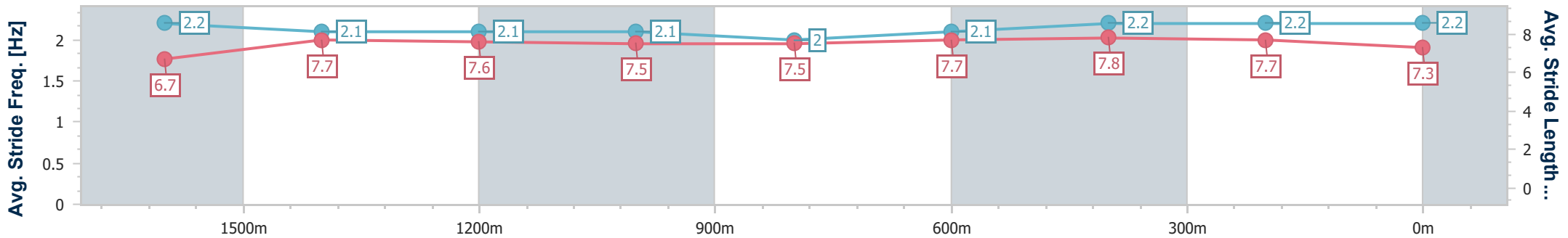
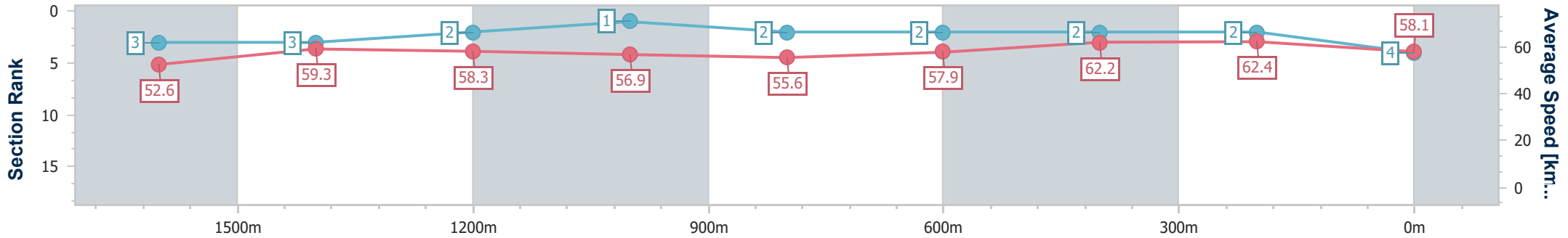
06 September 2023 - 14:53

Track Rating: Good 4, Weather: Overcast, Rail Position: +9.5m Entire Course



BRISBANE RACING CLUB

Section	Overall	1600m	1400m	1200m	1000m	800m	600m	400m	200m
Section Times	1:55.83 [4] (0:17.26)	1:38.57 [3] (0:12.31)	1:26.26 [3] (0:12.38)	1:13.88 [2] (0:12.70)	1:01.18 [1] (0:13.09)	0:48.09 [2] (0:12.53)	0:35.56 [2] (0:11.58)	0:23.98 [2] (0:11.55)	0:12.43 [2] (0:12.43)
Average Speed [km/h]	52.6	59.3	58.3	56.9	55.6	57.9	62.2	62.4	58.1
Top Speed [km/h]	61.0	59.7	59.5	58.7	56.6	59.8	63.8	63.8	61.3
Avg. Dist. to Rail [m]	5.2	4.2	3.6	3.1	2.4	1.3	0.8	1.1	1.1
Avg. Stride Freq. [Hz]	2.2	2.1	2.1	2.1	2.0	2.1	2.2	2.2	2.2
Avg. Stride Length [m]	6.7	7.7	7.6	7.5	7.5	7.7	7.8	7.7	7.3



- [ ] Ranking at each section and finish
- .-.- No data available at this section
- NA No data available





Horse/Jockey Name	December Diamond
Final Rank	5
Fastest Section Time (Section)	0:11.54 (400m)
Top Speed [km/h] (Section)	63.4 (600m)
Race State	Finished



### Eagle Farm QLD Professional

Race 5: CENTURY POOLS BENCHMARK 68 Handicap - 1849m

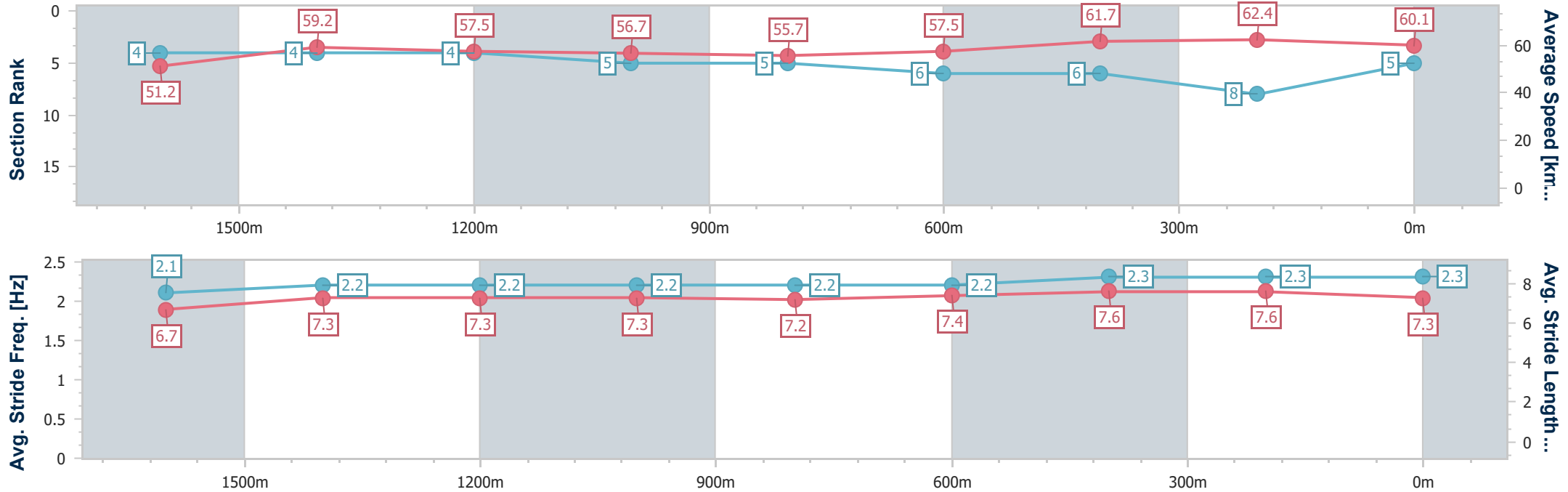
06 September 2023 - 14:53

Track Rating: Good 4, Weather: Overcast, Rail Position: +9.5m Entire Course



BRISBANE RACING CLUB

Section	Overall	1600m	1400m	1200m	1000m	800m	600m	400m	200m
Section Times	1:55.97 [5] (0:17.58)	1:38.39 [4] (0:12.24)	1:26.15 [4] (0:12.56)	1:13.59 [4] (0:12.73)	1:00.86 [5] (0:13.06)	0:47.80 [5] (0:12.59)	0:35.21 [6] (0:11.65)	0:23.56 [6] (0:11.54)	0:12.02 [8] (0:12.02)
Average Speed [km/h]	51.2	59.2	57.5	56.7	55.7	57.5	61.7	62.4	60.1
Top Speed [km/h]	61.0	60.8	58.9	57.5	56.5	59.7	63.4	62.9	62.3
Avg. Dist. to Rail [m]	1.9	2.3	3.0	3.1	2.3	1.0	0.3	1.1	1.2
Avg. Stride Freq. [Hz]	2.1	2.2	2.2	2.2	2.2	2.2	2.3	2.3	2.3
Avg. Stride Length [m]	6.7	7.3	7.3	7.3	7.2	7.4	7.6	7.6	7.3



- [ ] Ranking at each section and finish
- .-.- No data available at this section
- NA No data available



Horse/Jockey Name	Tiritiri
Final Rank	6
Fastest Section Time (Section)	0:11.20 (400m)
Top Speed [km/h] (Section)	65.6 (400m)
Race State	Finished



### Eagle Farm QLD Professional

Race 5: CENTURY POOLS BENCHMARK 68 Handicap - 1849m

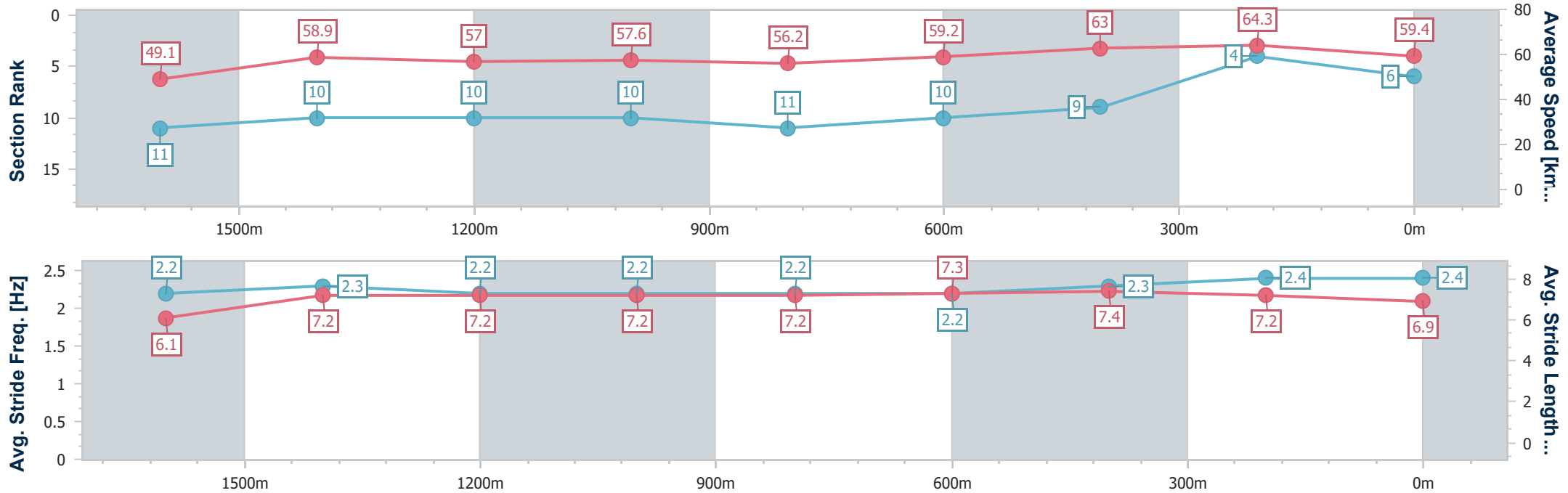
06 September 2023 - 14:53

Track Rating: Good 4, Weather: Overcast, Rail Position: +9.5m  
Entire Course



BRISBANE RACING CLUB

Section	Overall	1600m	1400m	1200m	1000m	800m	600m	400m	200m
Section Times	1:56.00 [6] (0:18.39)	1:37.61 [11] (0:12.30)	1:25.31 [10] (0:12.67)	1:12.64 [10] (0:12.57)	1:00.07 [10] (0:12.95)	0:47.12 [11] (0:12.23)	0:34.89 [10] (0:11.54)	0:23.35 [9] (0:11.20)	0:12.15 [4] (0:12.15)
Average Speed [km/h]	49.1	58.9	57.0	57.6	56.2	59.2	63.0	64.3	59.4
Top Speed [km/h]	60.7	59.7	58.4	59.5	58.2	61.7	64.8	65.6	62.2
Avg. Dist. to Rail [m]	4.0	2.6	3.7	3.6	2.7	0.7	2.3	4.9	5.1
Avg. Stride Freq. [Hz]	2.2	2.3	2.2	2.2	2.2	2.2	2.3	2.4	2.4
Avg. Stride Length [m]	6.1	7.2	7.2	7.2	7.2	7.3	7.4	7.2	6.9



- [ ] Ranking at each section and finish
- .-.- No data available at this section
- NA No data available



Horse/Jockey Name	Aswaat
Final Rank	7
Fastest Section Time (Section)	0:11.38 (400m)
Top Speed [km/h] (Section)	64.1 (600m)
Race State	Finished



### Eagle Farm QLD Professional

Race 5: CENTURY POOLS BENCHMARK 68 Handicap - 1849m

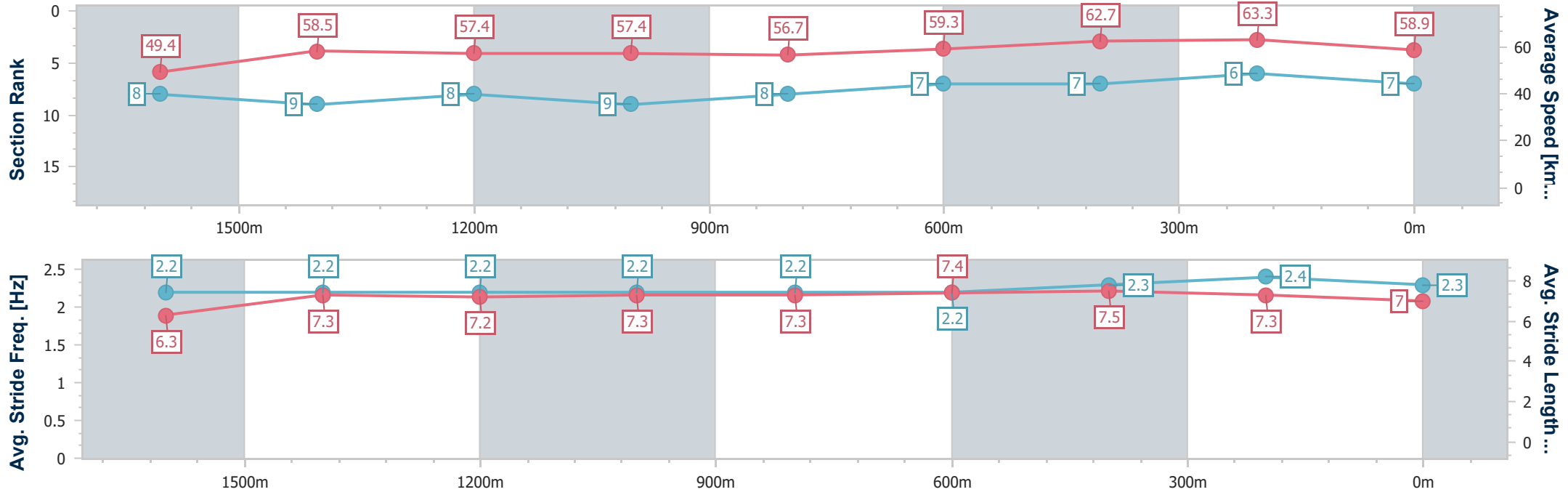
06 September 2023 - 14:53

Track Rating: Good 4, Weather: Overcast, Rail Position: +9.5m Entire Course



BRISBANE RACING CLUB

Section	Overall	1600m	1400m	1200m	1000m	800m	600m	400m	200m
Section Times	1:56.16 [7] (0:18.16)	1:38.00 [8] (0:12.32)	1:25.68 [9] (0:12.59)	1:13.09 [8] (0:12.58)	1:00.51 [9] (0:12.88)	0:47.63 [8] (0:12.31)	0:35.32 [7] (0:11.68)	0:23.64 [7] (0:11.38)	0:12.26 [6] (0:12.26)
Average Speed [km/h]	49.4	58.5	57.4	57.4	56.7	59.3	62.7	63.3	58.9
Top Speed [km/h]	59.0	59.4	58.6	59.2	58.5	62.6	64.1	64.0	62.2
Avg. Dist. to Rail [m]	1.2	1.0	2.4	2.9	3.0	3.2	3.8	5.3	5.2
Avg. Stride Freq. [Hz]	2.2	2.2	2.2	2.2	2.2	2.2	2.3	2.4	2.3
Avg. Stride Length [m]	6.3	7.3	7.2	7.3	7.3	7.4	7.5	7.3	7.0



- [ ] Ranking at each section and finish
- .-.- No data available at this section
- NA No data available



Horse/Jockey Name	Vitesse Francais
Final Rank	8
Fastest Section Time (Section)	0:11.44 (400m)
Top Speed [km/h] (Section)	64.5 (400m)
Race State	Finished



Eagle Farm QLD Professional

Race 5: CENTURY POOLS BENCHMARK 68 Handicap - 1849m

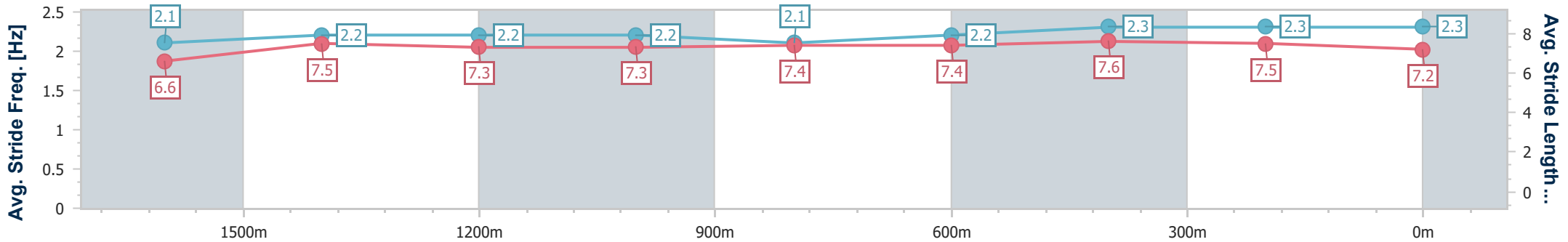
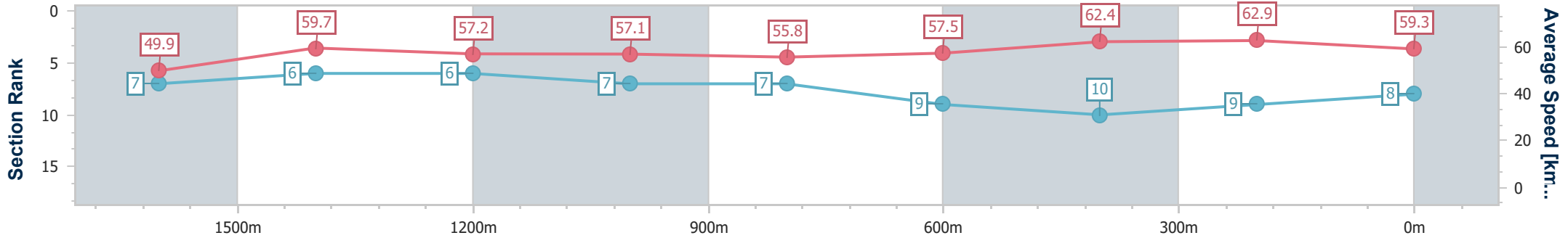
06 September 2023 - 14:53

Track Rating: Good 4, Weather: Overcast, Rail Position: +9.5m  
Entire Course



BRISBANE RACING CLUB

Section	Overall	1600m	1400m	1200m	1000m	800m	600m	400m	200m
Section Times	1:56.27 [8] (0:17.94)	1:38.33 [7] (0:12.11)	1:26.22 [6] (0:12.60)	1:13.62 [6] (0:12.68)	1:00.94 [7] (0:13.06)	0:47.88 [7] (0:12.64)	0:35.24 [9] (0:11.63)	0:23.61 [10] (0:11.44)	0:12.17 [9] (0:12.17)
Average Speed [km/h]	49.9	59.7	57.2	57.1	55.8	57.5	62.4	62.9	59.3
Top Speed [km/h]	60.7	60.5	58.4	58.4	57.6	59.6	63.9	64.5	61.5
Avg. Dist. to Rail [m]	1.1	1.4	1.7	2.7	2.9	2.2	1.6	2.8	1.6
Avg. Stride Freq. [Hz]	2.1	2.2	2.2	2.2	2.1	2.2	2.3	2.3	2.3
Avg. Stride Length [m]	6.6	7.5	7.3	7.3	7.4	7.4	7.6	7.5	7.2



- [ ] Ranking at each section and finish
- .-.- No data available at this section
- NA No data available



Horse/Jockey Name	Enterprise Phoenix
Final Rank	9
Fastest Section Time (Section)	0:11.61 (400m)
Top Speed [km/h] (Section)	64.0 (400m)
Race State	Finished



### Eagle Farm QLD Professional

Race 5: CENTURY POOLS BENCHMARK 68 Handicap - 1849m

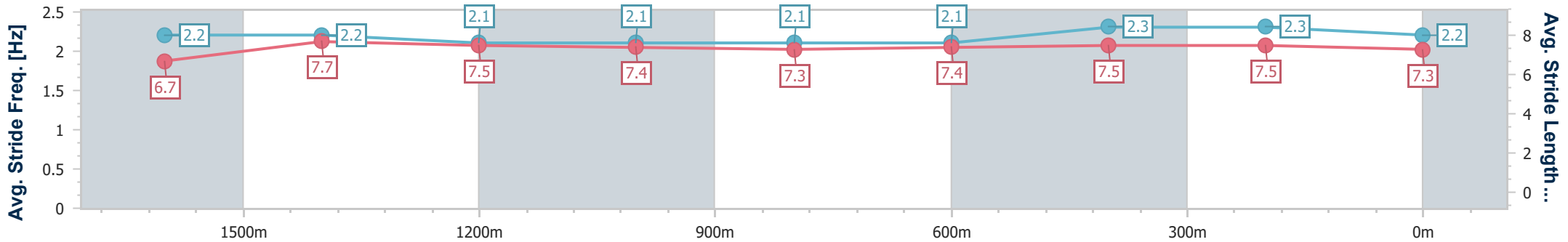
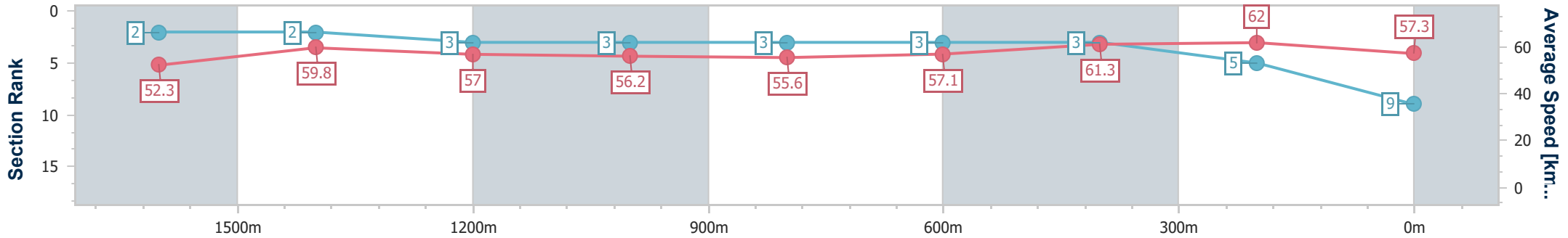
06 September 2023 - 14:53

Track Rating: Good 4, Weather: Overcast, Rail Position: +9.5m Entire Course



BRISBANE RACING CLUB

Section	Overall	1600m	1400m	1200m	1000m	800m	600m	400m	200m				
Section Times	1:56.45 [9] (0:17.25)	1:39.20 [2] (0:12.09)	1:27.11 [2] (0:12.67)	1:14.44 [3] (0:12.82)	1:01.62 [3] (0:13.04)	0:48.58 [3] (0:12.67)	0:35.91 [3] (0:11.71)	0:24.20 [3] (0:11.61)	0:12.59 [5] (0:12.59)				
Average Speed [km/h]	52.3	59.8	57.0	56.2	55.6	57.1	61.3	62.0	57.3				
Top Speed [km/h]	61.7	61.7	59.3	57.3	56.9	58.4	62.8	64.0	59.8				
Avg. Dist. to Rail [m]	2.7	1.8	2.5	2.4	1.4	0.9	0.7	0.3	1.0				
Avg. Stride Freq. [Hz]	2.2	2.2	2.1	2.1	2.1	2.1	2.3	2.3	2.2				
Avg. Stride Length [m]	6.7	7.7	7.5	7.4	7.3	7.4	7.5	7.5	7.3				



- [ ] Ranking at each section and finish
- .-.- No data available at this section
- NA No data available



Horse/Jockey Name	Agnelli
Final Rank	10
Fastest Section Time (Section)	0:11.67 (400m)
Top Speed [km/h] (Section)	63.1 (600m)
Race State	Finished



### Eagle Farm QLD Professional

Race 5: CENTURY POOLS BENCHMARK 68 Handicap - 1849m

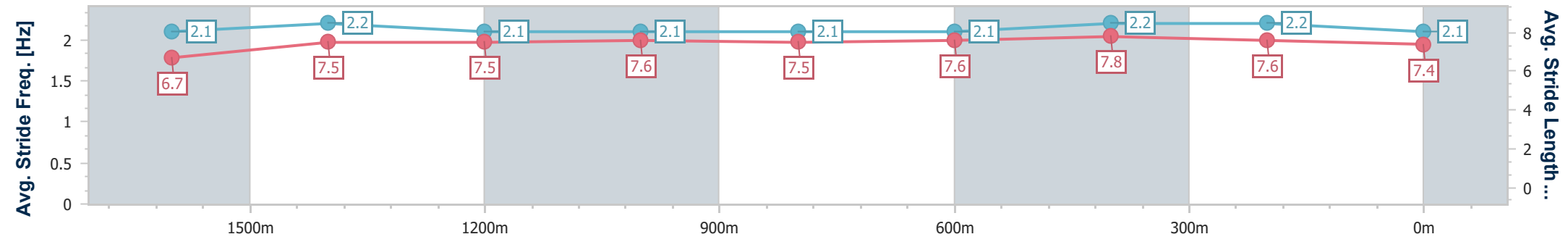
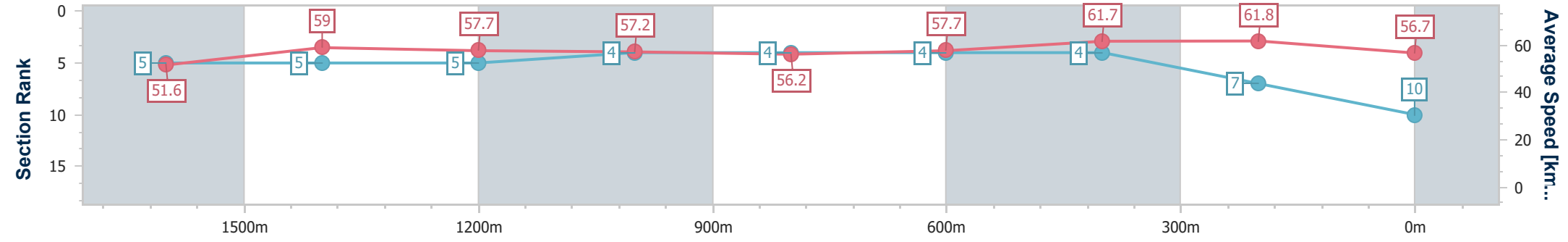
06 September 2023 - 14:53

Track Rating: Good 4, Weather: Overcast, Rail Position: +9.5m Entire Course



BRISBANE RACING CLUB

Section	Overall	1600m	1400m	1200m	1000m	800m	600m	400m	200m
Section Times	1:56.65 [10] (0:17.61)	1:39.04 [5] (0:12.27)	1:26.77 [5] (0:12.52)	1:14.25 [5] (0:12.62)	1:01.63 [4] (0:12.97)	0:48.66 [4] (0:12.55)	0:36.11 [4] (0:11.72)	0:24.39 [4] (0:11.67)	0:12.72 [7] (0:12.72)
Average Speed [km/h]	51.6	59.0	57.7	57.2	56.2	57.7	61.7	61.8	56.7
Top Speed [km/h]	61.1	60.7	58.6	58.0	57.0	59.7	63.1	63.0	59.6
Avg. Dist. to Rail [m]	5.6	1.8	2.8	3.1	2.3	1.5	1.1	1.8	1.4
Avg. Stride Freq. [Hz]	2.1	2.2	2.1	2.1	2.1	2.1	2.2	2.2	2.1
Avg. Stride Length [m]	6.7	7.5	7.5	7.6	7.5	7.6	7.8	7.6	7.4



- [ ] Ranking at each section and finish
- .-.- No data available at this section
- NA No data available



Horse/Jockey Name	Under The Cap
Final Rank	11
Fastest Section Time (Section)	0:11.52 (400m)
Top Speed [km/h] (Section)	65.3 (400m)
Race State	Finished



Eagle Farm QLD Professional

Race 5: CENTURY POOLS BENCHMARK 68 Handicap - 1849m

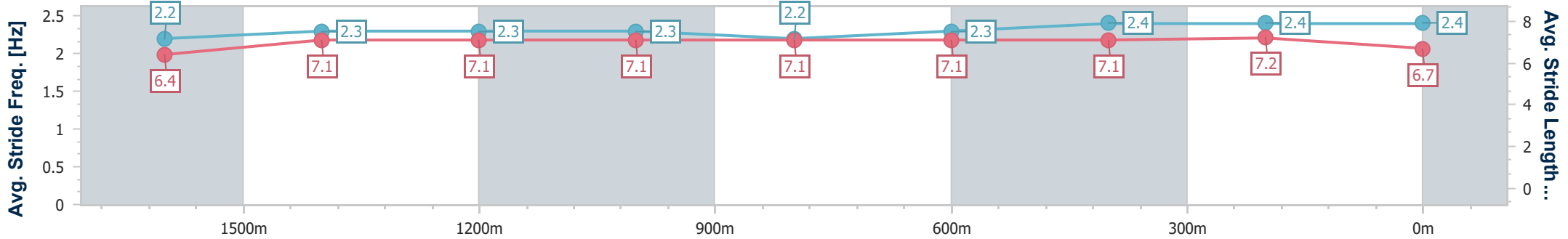
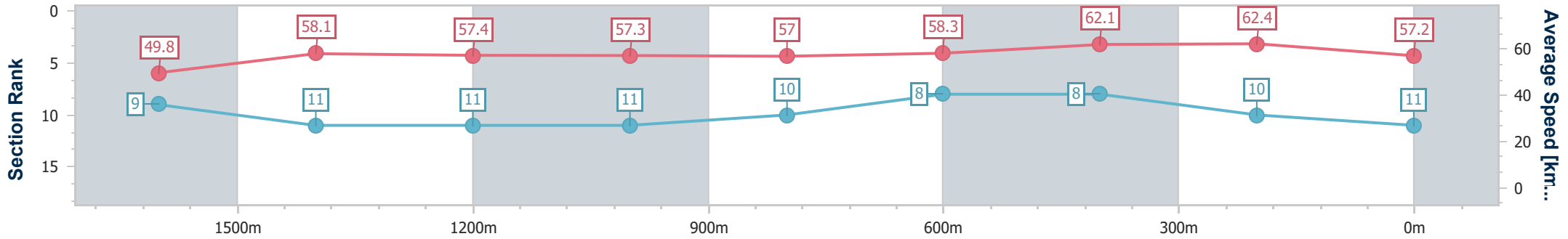
06 September 2023 - 14:53

Track Rating: Good 4, Weather: Overcast, Rail Position: +9.5m Entire Course



BRISBANE RACING CLUB

Section	Overall	1600m	1400m	1200m	1000m	800m	600m	400m	200m
Section Times	1:56.74 [11] (0:18.27)	1:38.47 [9] (0:12.54)	1:25.93 [11] (0:12.58)	1:13.35 [11] (0:12.61)	1:00.74 [11] (0:12.68)	0:48.06 [10] (0:12.33)	0:35.73 [8] (0:11.60)	0:24.13 [8] (0:11.52)	0:12.61 [10] (0:12.61)
Average Speed [km/h]	49.8	58.1	57.4	57.3	57.0	58.3	62.1	62.4	57.2
Top Speed [km/h]	59.8	60.7	58.2	58.9	58.2	60.4	63.4	65.3	59.8
Avg. Dist. to Rail [m]	5.6	3.5	3.1	3.2	1.1	0.3	0.5	2.4	3.8
Avg. Stride Freq. [Hz]	2.2	2.3	2.3	2.3	2.2	2.3	2.4	2.4	2.4
Avg. Stride Length [m]	6.4	7.1	7.1	7.1	7.1	7.1	7.1	7.2	6.7



- [ ] Ranking at each section and finish
- .-.- No data available at this section
- NA No data available