



Eagle Farm QLD Professional

Race 4: CENTURY POOLS Class 1 Plate - 1849m

06 September 2023 - 14:18



BRISBANE
RACING CLUB

Track Rating: Good 4, Weather: Overcast, Rail Position: +9.5m Entire Course

Section		Overall	1600m	1400m	1200m	1000m	800m	600m	Last 600m				
Field Times		1:54.56 (0:16.63)	1:37.93 (0:11.88)	1:26.05 (0:12.44)	1:13.61 (0:12.75)	1:00.86 (0:12.88)	0:47.98 (0:12.52)	0:35.46 (0:12.02)	0:35.46				
Rank	TAB Horse/Jockey	Barrier	Top Speed [km/h]	Fastest Section									Distance Travelled [m]
1	12 SACRED FEELING Ben Thompson	1	66.0 400m	0:11.15 400m	1:54.56 [1] (0:17.06)	1:37.50 [4] (0:11.88)	1:25.62 [4] (0:12.57)	1:13.05 [4] (0:12.85)	1:00.20 [5] (0:12.94)	0:47.26 [5] (0:12.31)	0:34.95 [5] (0:11.91)	0:34.95	
2	11 INTENTIONAL LASS Andrew Mallyon	3	64.2 400m	0:11.40 400m	1:54.95 [2] (0:17.07)	1:37.88 [5] (0:12.06)	1:25.82 [6] (0:12.51)	1:13.31 [5] (0:12.70)	1:00.61 [4] (0:12.87)	0:47.74 [4] (0:12.31)	0:35.43 [4] (0:11.81)	0:35.43	+2
3	9 VALANTINO ROC Mark Du Plessis	12	64.7 Overall	0:11.68 400m	1:55.24 [3] (0:16.81)	1:38.43 [2] (0:11.98)	1:26.45 [3] (0:12.45)	1:14.00 [3] (0:12.72)	1:01.28 [2] (0:12.83)	0:48.45 [2] (0:12.39)	0:36.06 [2] (0:11.94)	0:36.06	+7
4	6 KUREDER James Orman	9	67.4 400m	0:11.10 400m	1:55.30 [4] (0:17.92)	1:37.38 [11] (0:11.93)	1:25.45 [11] (0:12.60)	1:12.85 [11] (0:12.80)	1:00.05 [11] (0:13.13)	0:46.92 [11] (0:12.04)	0:34.88 [11] (0:11.78)	0:34.88	-3
5	2 ENUNCIATION Cejay Graham	11	65.6 400m	0:11.24 400m	1:55.37 [5] (0:17.83)	1:37.54 [10] (0:11.88)	1:25.66 [10] (0:12.70)	1:12.96 [10] (0:12.63)	1:00.33 [10] (0:12.95)	0:47.38 [10] (0:12.15)	0:35.23 [10] (0:12.00)	0:35.23	+3
6	14 PATTI WAGGIN Melea Castle	4	63.9 400m	0:11.56 400m	1:55.78 [6] (0:17.56)	1:38.22 [9] (0:11.92)	1:26.30 [8] (0:12.65)	1:13.65 [8] (0:12.79)	1:00.86 [9] (0:12.96)	0:47.90 [9] (0:12.02)	0:35.88 [9] (0:11.92)	0:35.88	-3
7	4 GOLDEELUCK Bailey Wheeler	5	64.0 400m	0:11.58 400m	1:55.79 [7] (0:17.55)	1:38.24 [8] (0:11.95)	1:26.29 [9] (0:12.69)	1:13.60 [9] (0:12.63)	1:00.97 [8] (0:12.85)	0:48.12 [8] (0:12.13)	0:35.99 [8] (0:11.97)	0:35.99	+4
8	13 NIGHT VISION Sean Cormack	6	63.6 600m	0:11.66 400m	1:55.93 [8] (0:17.23)	1:38.70 [7] (0:12.04)	1:26.66 [7] (0:12.54)	1:14.12 [7] (0:12.67)	1:01.45 [6] (0:12.97)	0:48.48 [6] (0:12.28)	0:36.20 [7] (0:11.90)	0:36.20	+7
9	1 BALTRAY Justin Stanley	7	63.0 400m	0:11.75 400m	1:56.19 [9] (0:16.63)	1:39.56 [1] (0:11.90)	1:27.66 [2] (0:12.70)	1:14.96 [2] (0:12.90)	1:02.06 [3] (0:12.80)	0:49.26 [3] (0:12.27)	0:36.99 [3] (0:12.11)	0:36.99	-4
10	5 ISOMETRIC Justin Huxtable	2	63.2 400m	0:11.75 400m	1:56.47 [10] (0:17.22)	1:39.25 [6] (0:11.90)	1:27.35 [5] (0:12.63)	1:14.72 [6] (0:12.84)	1:01.88 [7] (0:12.87)	0:49.01 [7] (0:12.23)	0:36.78 [6] (0:12.06)	0:36.78	-3

Scratched: Melanin (#7), Craiglea Karly (#16), Esky (#3), Hard Offer (#10), Tiritiri (#8)

[] Ranking at each section and finish
 -:-:- No data available at this section
 NA No data available

SCN Saddle cloth number
 DNF Did not finish
 DNT Did not track



Eagle Farm QLD Professional
Race 4: CENTURY POOLS Class 1 Plate - 1849m
06 September 2023 - 14:18



Track Rating: Good 4, Weather: Overcast, Rail Position: +9.5m Entire Course

Section	Overall	1600m	1400m	1200m	1000m	800m	600m	Last 600m
Field Times	1:54.56 (0:16.63)	1:37.93 (0:11.88)	1:26.05 (0:12.44)	1:13.61 (0:12.75)	1:00.86 (0:12.88)	0:47.98 (0:12.52)	0:35.46 (0:12.02)	0:35.46

Rank	TAB	Horse/Jockey	Barrier	Top Speed [km/h]	Fastest Section	Distance Travelled [m]
11	15	WILLNOTQUIT	13	64.8	0:11.69	+10
		Samantha Collett		Overall	1600m	

Scratched: Melanin (#7), Craiglea Karly (#16), Esky (#3), Hard Offer (#10), Tiritiri (#8)



Eagle Farm QLD Professional

Race 4: CENTURY POOLS Class 1 Plate - 1849m

06 September 2023 - 14:18



BRISBANE
RACING CLUB

Track Rating: Good 4, Weather: Overcast, Rail Position: +9.5m Entire Course

Section							400m	200m		
Field Times							0:23.44 (0:11.55)	0:11.89 (0:11.89)	Last 600m 0:35.46	
Rank	TAB	Horse/Jockey	Barrier	Top Speed [km/h]	Fastest Section	Margin		Distance Travelled [m]		
1	12	SACRED FEELING Ben Thompson	1	66.0 400m	0:11.15 400m	0:23.04 [5] (0:11.15)	0:11.89 [1] (0:11.89)	1:54.56	0:34.95	
2	11	INTENTIONAL LASS Andrew Mallyon	3	64.2 400m	0:11.40 400m	0:23.62 [3] (0:11.40)	0:12.22 [2] (0:12.22)	2.29L	0:35.43 +2	
3	9	VALANTINO ROC Mark Du Plessis	12	64.7 Overall	0:11.68 400m	0:24.12 [1] (0:11.68)	0:12.44 [3] (0:12.44)	4.04L	0:36.06 +7	
4	6	KUREDOR James Orman	9	67.4 400m	0:11.10 400m	0:23.10 [11] (0:11.10)	0:12.00 [6] (0:12.00)	4.37L	0:34.88 -3	
5	2	ENUNCIATION Cejay Graham	11	65.6 400m	0:11.24 400m	0:23.23 [10] (0:11.24)	0:11.99 [9] (0:11.99)	4.77L	0:35.23 +3	
6	14	PATTI WAGGIN Melea Castle	4	63.9 400m	0:11.56 400m	0:23.96 [9] (0:11.56)	0:12.40 [10] (0:12.40)	7.17L	0:35.88 -3	
7	4	GOLDEELUCK Bailey Wheeler	5	64.0 400m	0:11.58 400m	0:24.02 [8] (0:11.58)	0:12.44 [8] (0:12.44)	7.23L	0:35.99 +4	
8	13	NIGHT VISION Sean Cormack	6	63.6 600m	0:11.66 400m	0:24.30 [6] (0:11.66)	0:12.64 [5] (0:12.64)	8.06L	0:36.20 +7	
9	1	BALTRAY Justin Stanley	7	63.0 400m	0:11.75 400m	0:24.88 [2] (0:11.75)	0:13.13 [4] (0:13.13)	9.63L	0:36.99 -4	
10	5	ISOMETRIC Justin Huxtable	2	63.2 400m	0:11.75 400m	0:24.72 [7] (0:11.75)	0:12.97 [11] (0:12.97)	11.25L	0:36.78 -3	

Scratched: Melanin (#7), Craiglea Karly (#16), Esky (#3), Hard Offer (#10), Tiritiri (#8)

Report Created: Wed 6 September 2023 14:41 GM (Note: Timing is based on position data)

Page 3/15

[] Ranking at each section and finish
 -:-:- No data available at this section
 NA No data available

SCN Saddle cloth number
 DNF Did not finish
 DNT Did not track

data processed by TRIPLESDATA



Eagle Farm QLD Professional
Race 4: CENTURY POOLS Class 1 Plate - 1849m
06 September 2023 - 14:18



BRISBANE
RACING CLUB

Track Rating: Good 4, Weather: Overcast, Rail Position: +9.5m Entire Course

Section	400m		200m		Last 600m				
Field Times	0:23.44 (0:11.55)	0:11.89 (0:11.89)			0:35.46				
Rank	TAB Horse/Jockey	Barrier	Top Speed [km/h]	Fastest Section	Margin	Distance Travelled [m]			
11	15 WILLNOTQUIT Samantha Collett	13	64.8 Overall	0:11.69 1600m	0:25.35 [4] (0:11.93)	0:13.42 [7] (0:13.42)	12.79L	0:37.63	+10

Scratched: Melanin (#7), Craiglea Karly (#16), Esky (#3), Hard Offer (#10), Tiritiri (#8)

[] Ranking at each section and finish
 -:-:-:- No data available at this section
 NA No data available

SCN Saddle cloth number
 DNF Did not finish
 DNT Did not track



Horse/Jockey Name	Sacred Feeling
Final Rank	1
Fastest Section Time (Section)	0:11.15 (400m)
Top Speed [km/h] (Section)	66.0 (400m)
Race State	Finished



Eagle Farm QLD Professional

Race 4: CENTURY POOLS Class 1 Plate - 1849m

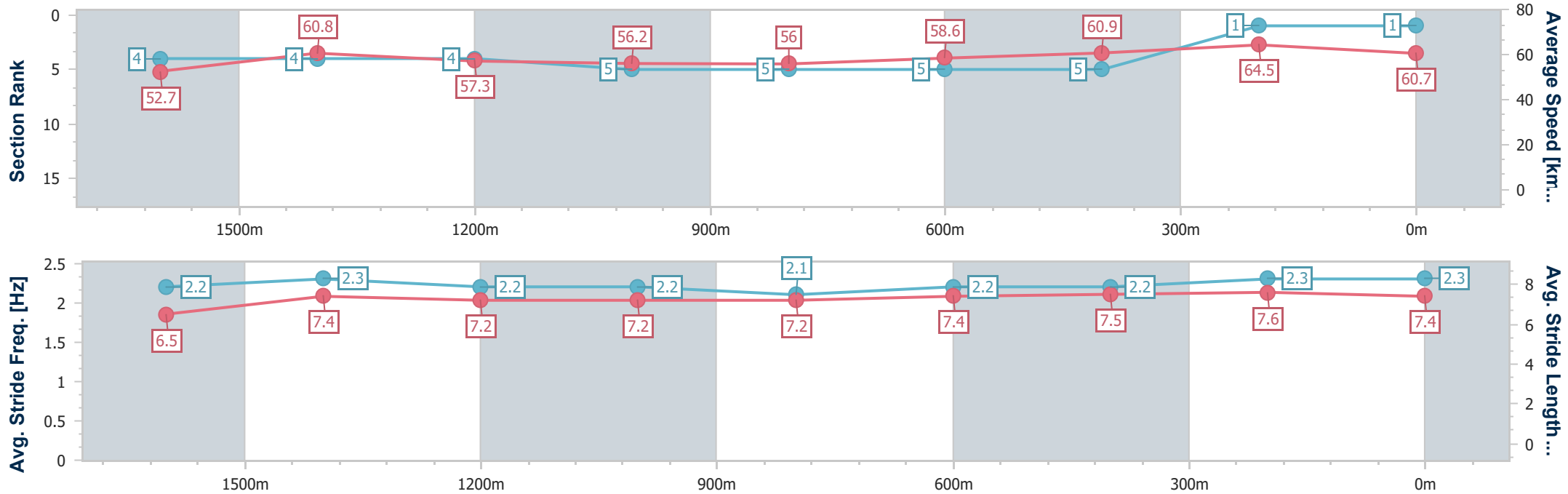
06 September 2023 - 14:18

Track Rating: Good 4, Weather: Overcast, Rail Position: +9.5m
Entire Course



BRISBANE RACING CLUB

Section	Overall	1600m	1400m	1200m	1000m	800m	600m	400m	200m
Section Times	1:54.56 [1] (0:17.06)	1:37.50 [4] (0:11.88)	1:25.62 [4] (0:12.57)	1:13.05 [4] (0:12.85)	1:00.20 [5] (0:12.94)	0:47.26 [5] (0:12.31)	0:34.95 [5] (0:11.91)	0:23.04 [5] (0:11.15)	0:11.89 [1] (0:11.89)
Average Speed [km/h]	52.7	60.8	57.3	56.2	56.0	58.6	60.9	64.5	60.7
Top Speed [km/h]	61.5	61.2	60.6	57.4	57.8	59.7	65.4	66.0	62.6
Avg. Dist. to Rail [m]	1.2	1.3	1.8	2.1	1.3	0.6	1.2	5.5	5.5
Avg. Stride Freq. [Hz]	2.2	2.3	2.2	2.2	2.1	2.2	2.2	2.3	2.3
Avg. Stride Length [m]	6.5	7.4	7.2	7.2	7.2	7.4	7.5	7.6	7.4



- [] Ranking at each section and finish
- .-.- No data available at this section
- NA No data available



Horse/Jockey Name	Intentional Lass
Final Rank	2
Fastest Section Time (Section)	0:11.40 (400m)
Top Speed [km/h] (Section)	64.2 (400m)
Race State	Finished



Eagle Farm QLD Professional

Race 4: CENTURY POOLS Class 1 Plate - 1849m

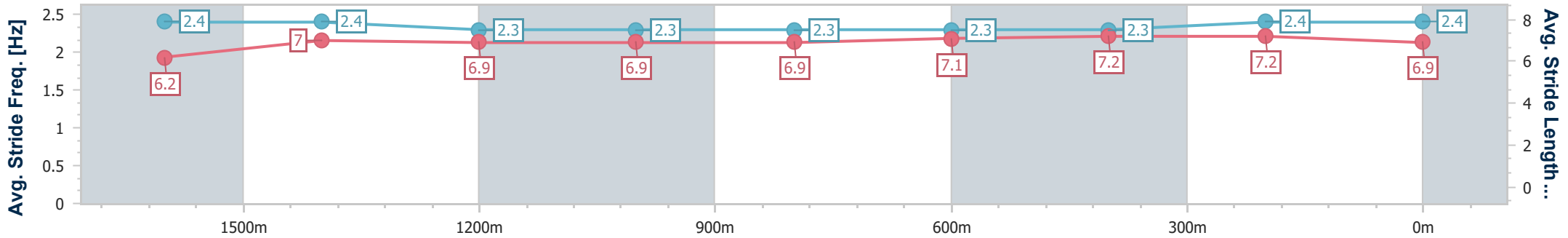
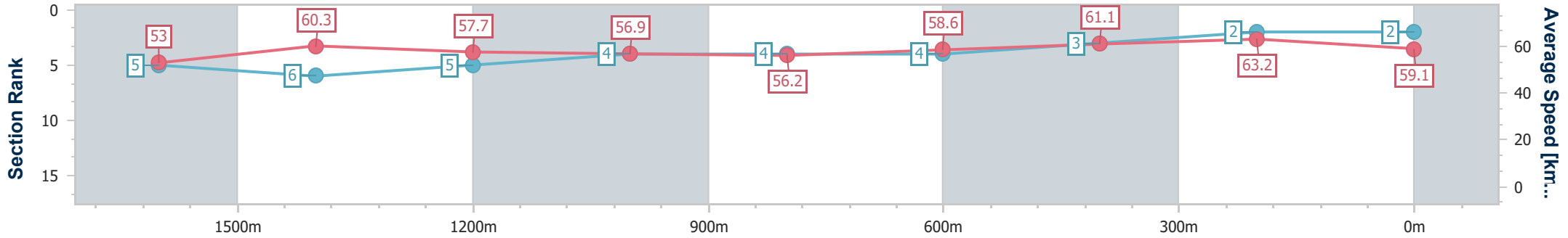
06 September 2023 - 14:18

Track Rating: Good 4, Weather: Overcast, Rail Position: +9.5m
Entire Course



BRISBANE RACING CLUB

Section	Overall	1600m	1400m	1200m	1000m	800m	600m	400m	200m
Section Times	1:54.95 [2] (0:17.07)	1:37.88 [5] (0:12.06)	1:25.82 [6] (0:12.51)	1:13.31 [5] (0:12.70)	1:00.61 [4] (0:12.87)	0:47.74 [4] (0:12.31)	0:35.43 [4] (0:11.81)	0:23.62 [3] (0:11.40)	0:12.22 [2] (0:12.22)
Average Speed [km/h]	53.0	60.3	57.7	56.9	56.2	58.6	61.1	63.2	59.1
Top Speed [km/h]	62.9	61.9	60.3	59.4	57.9	59.6	63.7	64.2	61.3
Avg. Dist. to Rail [m]	2.7	2.9	3.2	3.0	1.1	0.7	0.4	2.4	3.8
Avg. Stride Freq. [Hz]	2.4	2.4	2.3	2.3	2.3	2.3	2.3	2.4	2.4
Avg. Stride Length [m]	6.2	7.0	6.9	6.9	6.9	7.1	7.2	7.2	6.9



- [] Ranking at each section and finish
- .-.- No data available at this section
- NA No data available



Horse/Jockey Name	Valantino Roc
Final Rank	3
Fastest Section Time (Section)	0:11.68 (400m)
Top Speed [km/h] (Section)	64.7 (Overall)
Race State	Finished



Eagle Farm QLD Professional

Race 4: CENTURY POOLS Class 1 Plate - 1849m

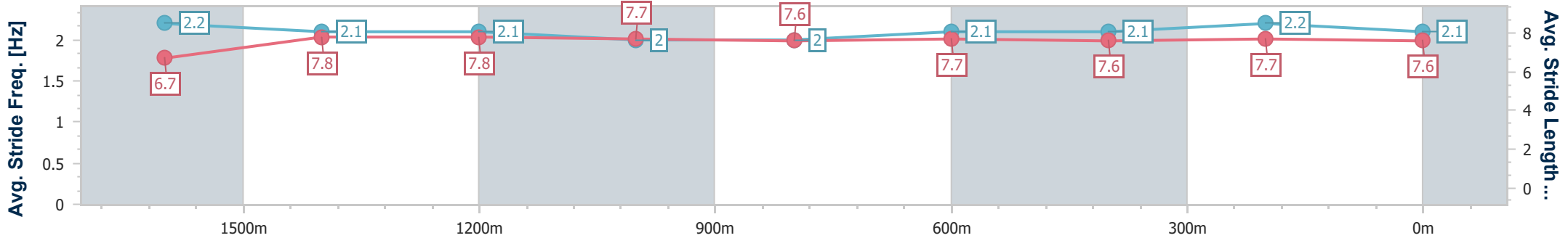
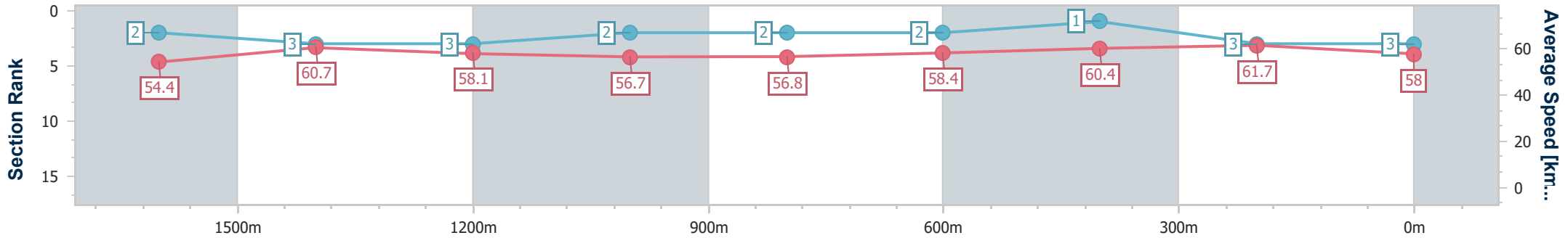
06 September 2023 - 14:18

Track Rating: Good 4, Weather: Overcast, Rail Position: +9.5m
Entire Course



BRISBANE RACING CLUB

Section	Overall	1600m	1400m	1200m	1000m	800m	600m	400m	200m
Section Times	1:55.24 [3] (0:16.81)	1:38.43 [2] (0:11.98)	1:26.45 [3] (0:12.45)	1:14.00 [3] (0:12.72)	1:01.28 [2] (0:12.83)	0:48.45 [2] (0:12.39)	0:36.06 [2] (0:11.94)	0:24.12 [1] (0:11.68)	0:12.44 [3] (0:12.44)
Average Speed [km/h]	54.4	60.7	58.1	56.7	56.8	58.4	60.4	61.7	58.0
Top Speed [km/h]	64.7	61.6	59.9	59.8	58.1	59.2	61.9	62.5	60.9
Avg. Dist. to Rail [m]	6.7	3.9	3.8	3.4	2.6	0.9	1.0	2.8	2.6
Avg. Stride Freq. [Hz]	2.2	2.1	2.1	2.0	2.0	2.1	2.1	2.2	2.1
Avg. Stride Length [m]	6.7	7.8	7.8	7.7	7.6	7.7	7.6	7.7	7.6



- [] Ranking at each section and finish
- .-.- No data available at this section
- NA No data available



Horse/Jockey Name	Kureder
Final Rank	4
Fastest Section Time (Section)	0:11.10 (400m)
Top Speed [km/h] (Section)	67.4 (400m)
Race State	Finished



Eagle Farm QLD Professional

Race 4: CENTURY POOLS Class 1 Plate - 1849m

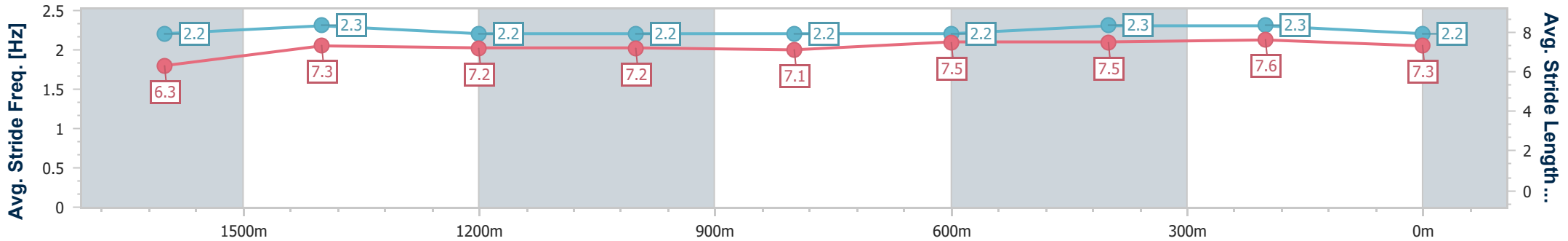
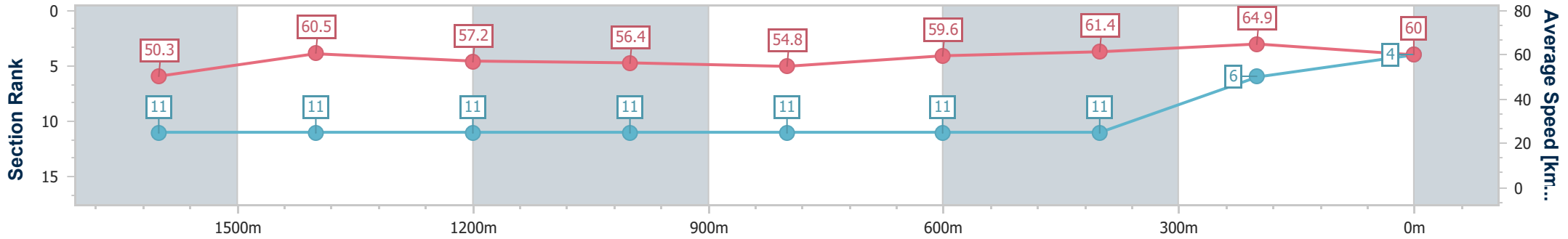
06 September 2023 - 14:18

Track Rating: Good 4, Weather: Overcast, Rail Position: +9.5m
Entire Course



BRISBANE RACING CLUB

Section	Overall	1600m	1400m	1200m	1000m	800m	600m	400m	200m
Section Times	1:55.30 [4] (0:17.92)	1:37.38 [11] (0:11.93)	1:25.45 [11] (0:12.60)	1:12.85 [11] (0:12.80)	1:00.05 [11] (0:13.13)	0:46.92 [11] (0:12.04)	0:34.88 [11] (0:11.78)	0:23.10 [11] (0:11.10)	0:12.00 [6] (0:12.00)
Average Speed [km/h]	50.3	60.5	57.2	56.4	54.8	59.6	61.4	64.9	60.0
Top Speed [km/h]	60.3	61.7	60.2	58.0	59.9	61.5	64.9	67.4	62.2
Avg. Dist. to Rail [m]	3.7	0.7	0.9	1.3	0.4	0.5	0.7	4.1	5.7
Avg. Stride Freq. [Hz]	2.2	2.3	2.2	2.2	2.2	2.2	2.3	2.3	2.2
Avg. Stride Length [m]	6.3	7.3	7.2	7.2	7.1	7.5	7.5	7.6	7.3



- [] Ranking at each section and finish
- .-.- No data available at this section
- NA No data available



Horse/Jockey Name	Enunciation
Final Rank	5
Fastest Section Time (Section)	0:11.24 (400m)
Top Speed [km/h] (Section)	65.6 (400m)
Race State	Finished



Eagle Farm QLD Professional

Race 4: CENTURY POOLS Class 1 Plate - 1849m

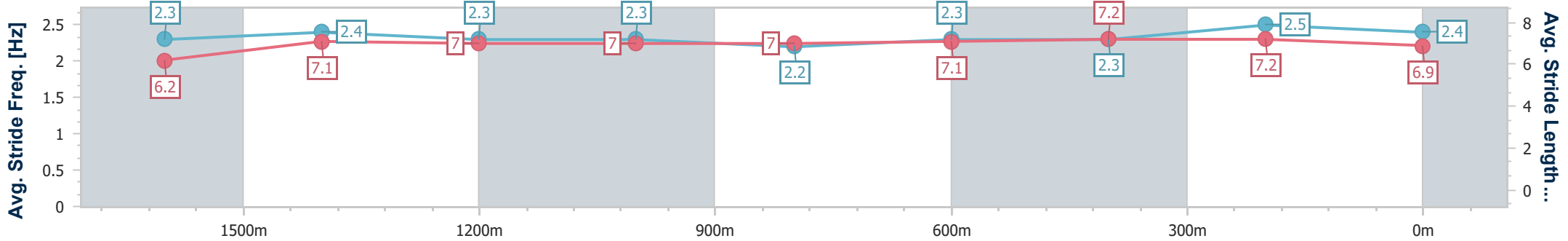
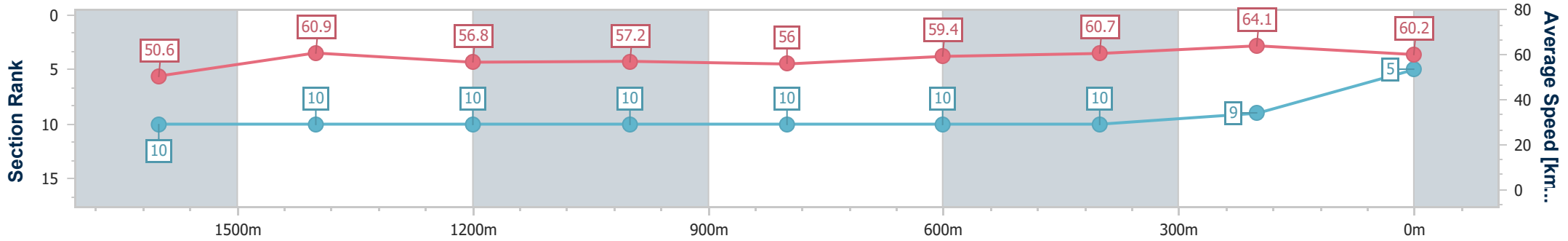
06 September 2023 - 14:18

Track Rating: Good 4, Weather: Overcast, Rail Position: +9.5m
Entire Course



BRISBANE RACING CLUB

Section	Overall	1600m	1400m	1200m	1000m	800m	600m	400m	200m
Section Times	1:55.37 [5] (0:17.83)	1:37.54 [10] (0:11.88)	1:25.66 [10] (0:12.70)	1:12.96 [10] (0:12.63)	1:00.33 [10] (0:12.95)	0:47.38 [10] (0:12.15)	0:35.23 [10] (0:12.00)	0:23.23 [10] (0:11.24)	0:11.99 [9] (0:11.99)
Average Speed [km/h]	50.6	60.9	56.8	57.2	56.0	59.4	60.7	64.1	60.2
Top Speed [km/h]	60.9	63.2	61.3	59.3	61.3	61.4	63.0	65.6	62.3
Avg. Dist. to Rail [m]	4.3	1.2	2.3	2.2	1.4	1.2	2.6	6.7	5.9
Avg. Stride Freq. [Hz]	2.3	2.4	2.3	2.3	2.2	2.3	2.3	2.5	2.4
Avg. Stride Length [m]	6.2	7.1	7.0	7.0	7.0	7.1	7.2	7.2	6.9



- [] Ranking at each section and finish
- .-.- No data available at this section
- NA No data available



Horse/Jockey Name	Patti Waggin
Final Rank	6
Fastest Section Time (Section)	0:11.56 (400m)
Top Speed [km/h] (Section)	63.9 (400m)
Race State	Finished



Eagle Farm QLD Professional

Race 4: CENTURY POOLS Class 1 Plate - 1849m

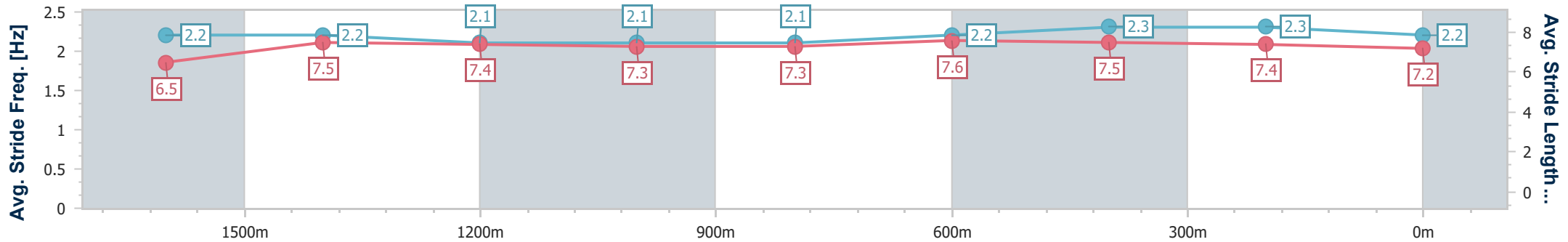
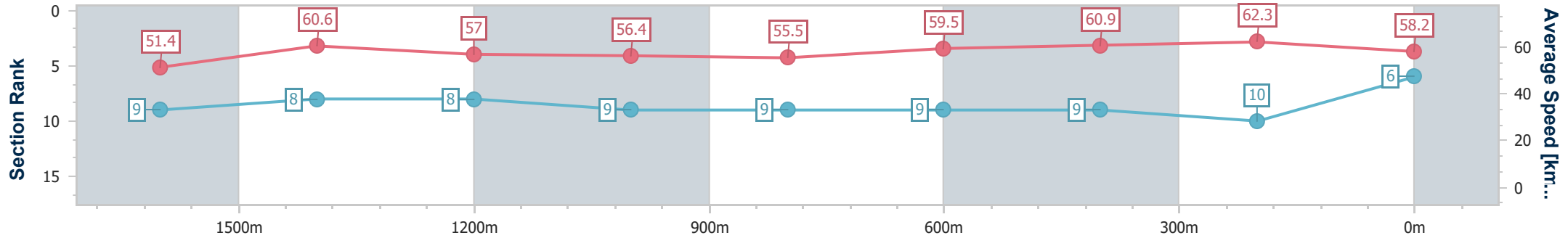
06 September 2023 - 14:18

Track Rating: Good 4, Weather: Overcast, Rail Position: +9.5m
Entire Course



BRISBANE RACING CLUB

Section	Overall	1600m	1400m	1200m	1000m	800m	600m	400m	200m
Section Times	1:55.78 [6] (0:17.56)	1:38.22 [9] (0:11.92)	1:26.30 [8] (0:12.65)	1:13.65 [8] (0:12.79)	1:00.86 [9] (0:12.96)	0:47.90 [9] (0:12.02)	0:35.88 [9] (0:11.92)	0:23.96 [9] (0:11.56)	0:12.40 [10] (0:12.40)
Average Speed [km/h]	51.4	60.6	57.0	56.4	55.5	59.5	60.9	62.3	58.2
Top Speed [km/h]	60.3	61.0	60.8	59.0	59.5	61.1	62.7	63.9	60.4
Avg. Dist. to Rail [m]	2.6	1.2	1.7	1.5	1.0	1.5	2.0	3.6	0.8
Avg. Stride Freq. [Hz]	2.2	2.2	2.1	2.1	2.1	2.2	2.3	2.3	2.2
Avg. Stride Length [m]	6.5	7.5	7.4	7.3	7.3	7.6	7.5	7.4	7.2



- [] Ranking at each section and finish
- .-.- No data available at this section
- NA No data available



Horse/Jockey Name	Goldeeluck
Final Rank	7
Fastest Section Time (Section)	0:11.58 (400m)
Top Speed [km/h] (Section)	64.0 (400m)
Race State	Finished



Eagle Farm QLD Professional

Race 4: CENTURY POOLS Class 1 Plate - 1849m

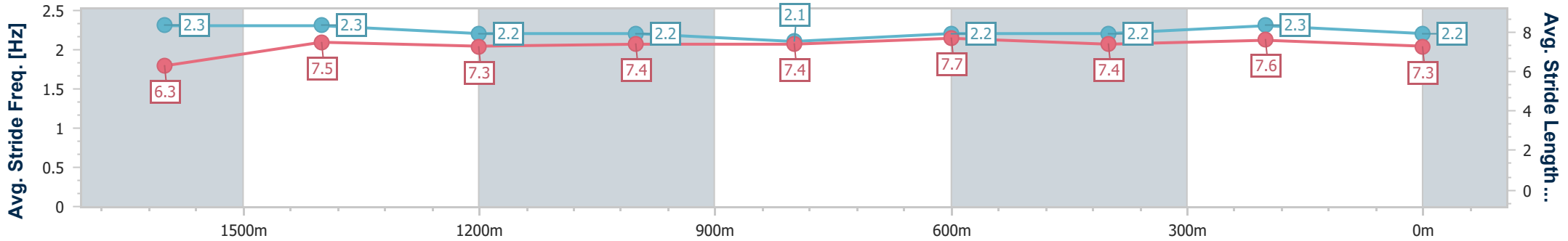
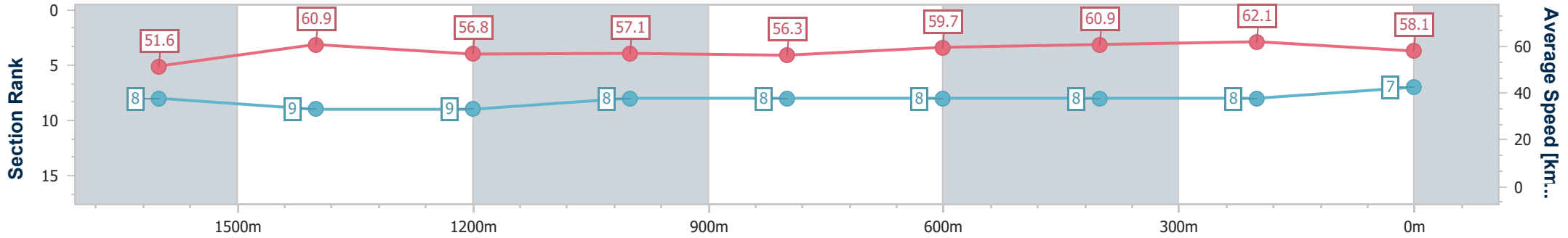
06 September 2023 - 14:18

Track Rating: Good 4, Weather: Overcast, Rail Position: +9.5m Entire Course



BRISBANE RACING CLUB

Section	Overall	1600m	1400m	1200m	1000m	800m	600m	400m	200m
Section Times	1:55.79 [7] (0:17.55)	1:38.24 [8] (0:11.95)	1:26.29 [9] (0:12.69)	1:13.60 [9] (0:12.63)	1:00.97 [8] (0:12.85)	0:48.12 [8] (0:12.13)	0:35.99 [8] (0:11.97)	0:24.02 [8] (0:11.58)	0:12.44 [8] (0:12.44)
Average Speed [km/h]	51.6	60.9	56.8	57.1	56.3	59.7	60.9	62.1	58.1
Top Speed [km/h]	62.1	62.0	59.9	58.6	60.1	61.0	63.8	64.0	60.1
Avg. Dist. to Rail [m]	3.4	3.3	2.6	1.9	0.8	1.2	2.4	5.5	5.5
Avg. Stride Freq. [Hz]	2.3	2.3	2.2	2.2	2.1	2.2	2.2	2.3	2.2
Avg. Stride Length [m]	6.3	7.5	7.3	7.4	7.4	7.7	7.4	7.6	7.3



- [] Ranking at each section and finish
- .-.- No data available at this section
- NA No data available



Horse/Jockey Name	Night Vision
Final Rank	8
Fastest Section Time (Section)	0:11.66 (400m)
Top Speed [km/h] (Section)	63.6 (600m)
Race State	Finished



Eagle Farm QLD Professional

Race 4: CENTURY POOLS Class 1 Plate - 1849m

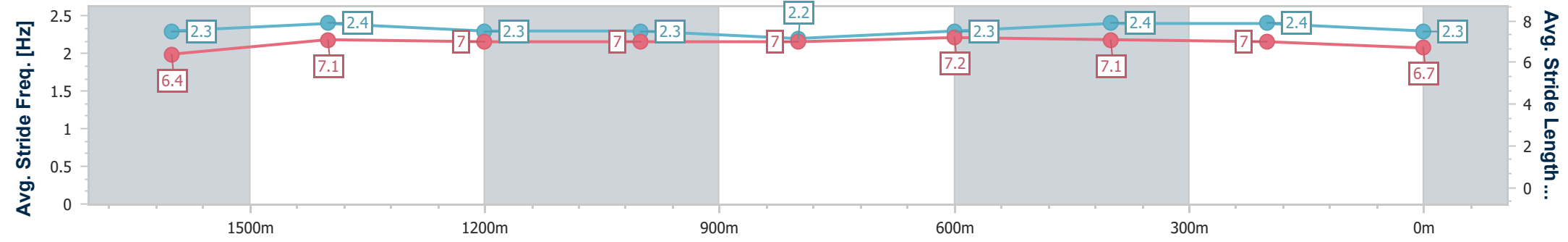
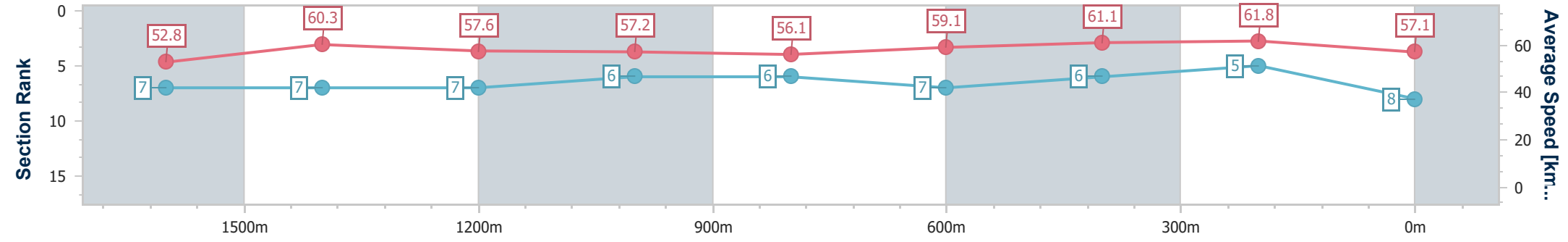
06 September 2023 - 14:18

Track Rating: Good 4, Weather: Overcast, Rail Position: +9.5m
Entire Course



BRISBANE RACING CLUB

Section	Overall	1600m	1400m	1200m	1000m	800m	600m	400m	200m
Section Times	1:55.93 [8] (0:17.23)	1:38.70 [7] (0:12.04)	1:26.66 [7] (0:12.54)	1:14.12 [7] (0:12.67)	1:01.45 [6] (0:12.97)	0:48.48 [6] (0:12.28)	0:36.20 [7] (0:11.90)	0:24.30 [6] (0:11.66)	0:12.64 [5] (0:12.64)
Average Speed [km/h]	52.8	60.3	57.6	57.2	56.1	59.1	61.1	61.8	57.1
Top Speed [km/h]	62.0	61.6	61.2	59.1	59.1	60.2	63.6	63.2	60.8
Avg. Dist. to Rail [m]	4.7	2.9	3.5	3.6	2.2	1.8	2.2	5.1	6.1
Avg. Stride Freq. [Hz]	2.3	2.4	2.3	2.3	2.2	2.3	2.4	2.4	2.3
Avg. Stride Length [m]	6.4	7.1	7.0	7.0	7.0	7.2	7.1	7.0	6.7



- [] Ranking at each section and finish
- .-.- No data available at this section
- NA No data available



Horse/Jockey Name	Baltray
Final Rank	9
Fastest Section Time (Section)	0:11.75 (400m)
Top Speed [km/h] (Section)	63.0 (400m)
Race State	Finished



Eagle Farm QLD Professional

Race 4: CENTURY POOLS Class 1 Plate - 1849m

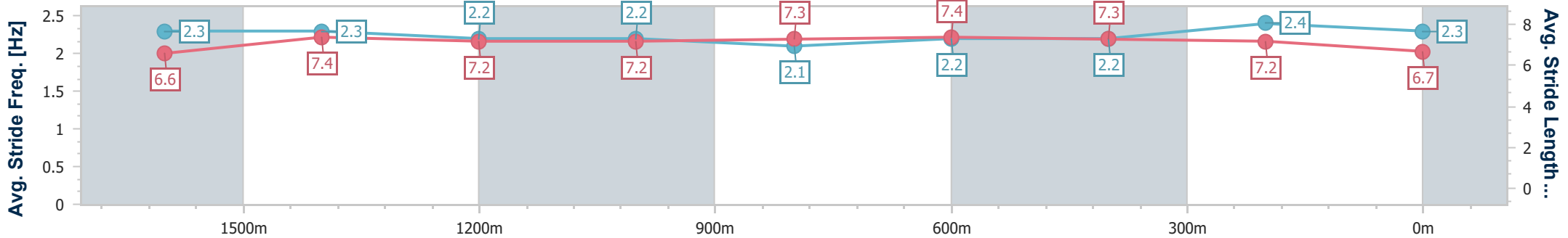
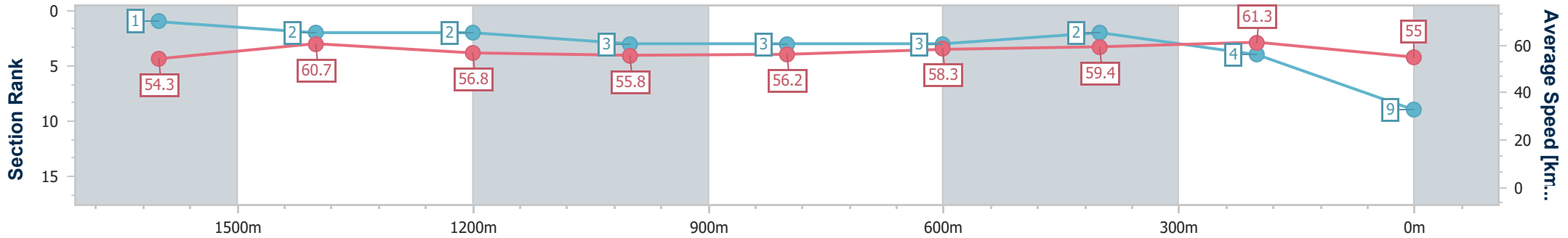
06 September 2023 - 14:18

Track Rating: Good 4, Weather: Overcast, Rail Position: +9.5m
Entire Course



BRISBANE RACING CLUB

Section	Overall	1600m	1400m	1200m	1000m	800m	600m	400m	200m
Section Times	1:56.19 [9] (0:16.63)	1:39.56 [1] (0:11.90)	1:27.66 [2] (0:12.70)	1:14.96 [2] (0:12.90)	1:02.06 [3] (0:12.80)	0:49.26 [3] (0:12.27)	0:36.99 [3] (0:12.11)	0:24.88 [2] (0:11.75)	0:13.13 [4] (0:13.13)
Average Speed [km/h]	54.3	60.7	56.8	55.8	56.2	58.3	59.4	61.3	55.0
Top Speed [km/h]	62.9	61.4	60.1	57.2	57.9	59.3	62.1	63.0	59.0
Avg. Dist. to Rail [m]	3.8	1.2	1.7	1.3	0.4	1.0	0.9	1.8	3.4
Avg. Stride Freq. [Hz]	2.3	2.3	2.2	2.2	2.1	2.2	2.2	2.4	2.3
Avg. Stride Length [m]	6.6	7.4	7.2	7.2	7.3	7.4	7.3	7.2	6.7



- [] Ranking at each section and finish
- .-.- No data available at this section
- NA No data available



Horse/Jockey Name	Isometric
Final Rank	10
Fastest Section Time (Section)	0:11.75 (400m)
Top Speed [km/h] (Section)	63.2 (400m)
Race State	Finished



Eagle Farm QLD Professional

Race 4: CENTURY POOLS Class 1 Plate - 1849m

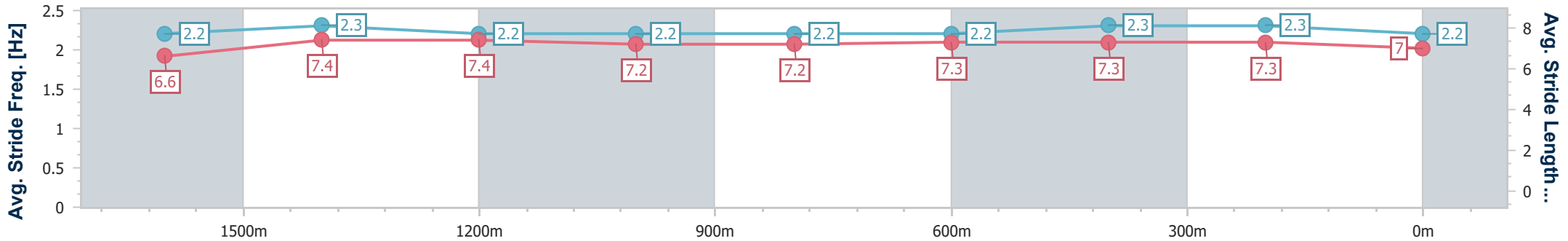
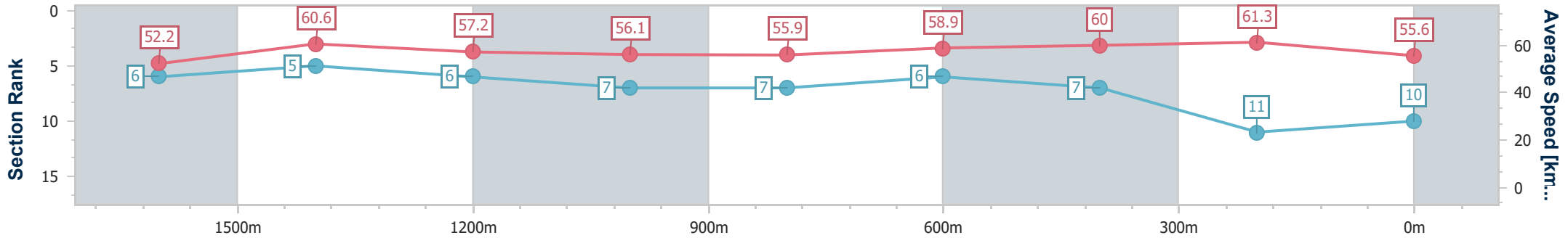
06 September 2023 - 14:18

Track Rating: Good 4, Weather: Overcast, Rail Position: +9.5m
Entire Course



BRISBANE RACING CLUB

Section	Overall	1600m	1400m	1200m	1000m	800m	600m	400m	200m
Section Times	1:56.47 [10] (0:17.22)	1:39.25 [6] (0:11.90)	1:27.35 [5] (0:12.63)	1:14.72 [6] (0:12.84)	1:01.88 [7] (0:12.87)	0:49.01 [7] (0:12.23)	0:36.78 [6] (0:12.06)	0:24.72 [7] (0:11.75)	0:12.97 [11] (0:12.97)
Average Speed [km/h]	52.2	60.6	57.2	56.1	55.9	58.9	60.0	61.3	55.6
Top Speed [km/h]	61.0	61.3	60.2	57.6	58.9	60.1	62.9	63.2	58.0
Avg. Dist. to Rail [m]	1.5	0.7	1.0	0.9	0.4	0.2	0.9	1.4	1.1
Avg. Stride Freq. [Hz]	2.2	2.3	2.2	2.2	2.2	2.2	2.3	2.3	2.2
Avg. Stride Length [m]	6.6	7.4	7.4	7.2	7.2	7.3	7.3	7.3	7.0



- [] Ranking at each section and finish
- .-.- No data available at this section
- NA No data available



Horse/Jockey Name	Willnotquit
Final Rank	11
Fastest Section Time (Section)	0:11.69 (1600m)
Top Speed [km/h] (Section)	64.8 (Overall)
Race State	Finished



Eagle Farm QLD Professional

Race 4: CENTURY POOLS Class 1 Plate - 1849m

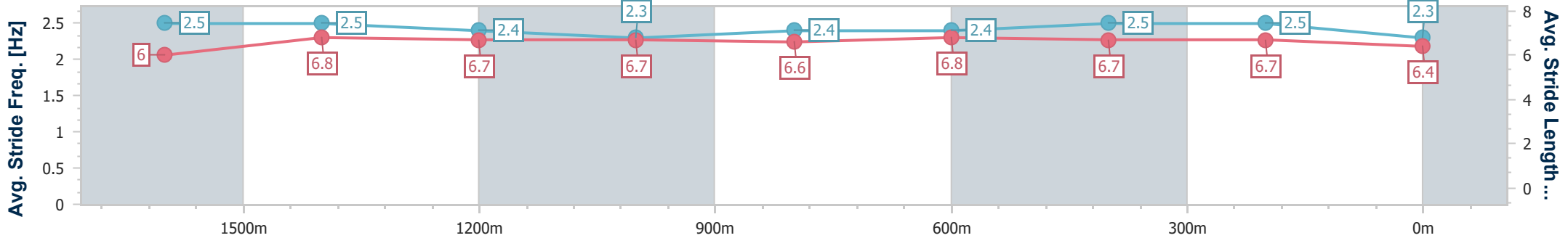
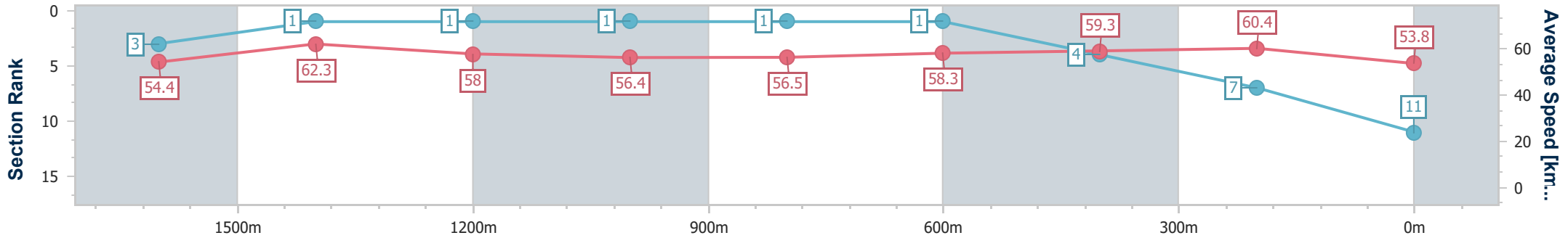
06 September 2023 - 14:18

Track Rating: Good 4, Weather: Overcast, Rail Position: +9.5m Entire Course



BRISBANE RACING CLUB

Section	Overall	1600m	1400m	1200m	1000m	800m	600m	400m	200m
Section Times	1:56.73 [11] (0:16.82)	1:39.91 [3] (0:11.69)	1:28.22 [1] (0:12.44)	1:15.78 [1] (0:12.75)	1:03.03 [1] (0:12.88)	0:50.15 [1] (0:12.52)	0:37.63 [1] (0:12.28)	0:25.35 [4] (0:11.93)	0:13.42 [7] (0:13.42)
Average Speed [km/h]	54.4	62.3	58.0	56.4	56.5	58.3	59.3	60.4	53.8
Top Speed [km/h]	64.8	63.9	61.1	58.3	59.1	60.7	63.0	63.1	57.3
Avg. Dist. to Rail [m]	7.5	3.7	3.0	0.8	2.0	2.8	2.5	0.4	1.1
Avg. Stride Freq. [Hz]	2.5	2.5	2.4	2.3	2.4	2.4	2.5	2.5	2.3
Avg. Stride Length [m]	6.0	6.8	6.7	6.7	6.6	6.8	6.7	6.7	6.4



- [] Ranking at each section and finish
- .-.- No data available at this section
- NA No data available