



Eagle Farm QLD Professional

Race 1: LADBROKES COMMUNITIES Maiden Plate - 1849m

06 September 2023 - 12:34



BRISBANE
RACING CLUB

Track Rating: Soft 5, Weather: Overcast, Rail Position: +9.5m Entire Course

Section														
Field Times	Overall	1600m	1400m	1200m	1000m	800m	600m	Last 600m						
	1:57.23 (0:18.27)	1:38.96 (0:12.98)	1:25.98 (0:12.57)	1:13.41 (0:12.92)	1:00.49 (0:12.95)	0:47.54 (0:12.39)	0:35.15 (0:11.70)	0:35.15						
Rank	TAB	Horse/Jockey	Barrier	Top Speed [km/h]	Fastest Section								Distance Travelled [m]	
1	11	I PREFER MINTIES Angela Jones	12	65.6 400m	0:11.13 400m	1:57.23 [1] (0:19.13)	1:38.10 [10] (0:13.13)	1:24.97 [11] (0:12.55)	1:12.42 [10] (0:12.80)	0:59.62 [9] (0:12.90)	0:46.72 [9] (0:12.23)	0:34.49 [8] (0:11.70)	0:34.49	
2	9	STATE A FACT Bailey Wheeler	7	64.4 400m	0:11.42 400m	1:57.38 [2] (0:18.27)	1:39.11 [1] (0:12.98)	1:26.13 [1] (0:12.57)	1:13.56 [1] (0:12.92)	1:00.64 [1] (0:12.95)	0:47.69 [1] (0:12.40)	0:35.29 [2] (0:11.69)	0:35.29	-5
3	10	BID FOR FAME Mark Du Plessis	4	66.9 400m	0:11.11 400m	1:57.40 [3] (0:18.83)	1:38.57 [7] (0:13.03)	1:25.54 [7] (0:12.67)	1:12.87 [8] (0:12.96)	0:59.91 [8] (0:12.98)	0:46.93 [8] (0:12.28)	0:34.65 [9] (0:11.66)	0:34.65	+6
4	1	ALIGN THE PLANETS James Orman	3	66.1 400m	0:11.05 400m	1:57.43 [4] (0:18.67)	1:38.76 [5] (0:12.97)	1:25.79 [5] (0:12.70)	1:13.09 [5] (0:13.00)	1:00.09 [7] (0:13.04)	0:47.05 [7] (0:12.28)	0:34.77 [7] (0:11.70)	0:34.77	+3
5	4	GOLDEN HONOUR Damien Thornton	8	64.4 400m	0:11.44 400m	1:57.95 [5] (0:18.56)	1:39.39 [3] (0:12.83)	1:26.56 [3] (0:12.43)	1:14.13 [2] (0:12.94)	1:01.19 [2] (0:12.94)	0:48.25 [2] (0:12.38)	0:35.87 [1] (0:11.78)	0:35.87	+4
6	8	SMELTER Dan McGillivray	10	64.2 600m	0:11.42 400m	1:58.21 [6] (0:19.07)	1:39.14 [9] (0:13.03)	1:26.11 [9] (0:12.68)	1:13.43 [9] (0:12.84)	1:00.59 [10] (0:13.12)	0:47.47 [10] (0:12.24)	0:35.23 [10] (0:11.61)	0:35.23	+6
7	2	AUSTRAL STREET Georgina Cartwright	1	62.4 400m	0:11.72 400m	1:58.59 [7] (0:18.87)	1:39.72 [8] (0:13.06)	1:26.66 [8] (0:12.56)	1:14.10 [7] (0:12.78)	1:01.32 [6] (0:12.92)	0:48.40 [6] (0:12.32)	0:36.08 [6] (0:11.94)	0:36.08	-4
8	7	SHAMISTER Dale Smith	2	63.9 400m	0:11.67 400m	1:58.60 [8] (0:18.64)	1:39.96 [4] (0:12.98)	1:26.98 [4] (0:12.58)	1:14.40 [4] (0:12.79)	1:01.61 [3] (0:12.93)	0:48.68 [4] (0:12.34)	0:36.34 [4] (0:11.79)	0:36.34	-5
9	6	READY ENABLE Noriyuki Masuda	9	62.8 600m	0:11.80 400m	1:58.72 [9] (0:18.34)	1:40.38 [2] (0:13.01)	1:27.37 [2] (0:12.72)	1:14.65 [3] (0:13.01)	1:01.64 [4] (0:12.93)	0:48.71 [5] (0:12.36)	0:36.35 [5] (0:11.89)	0:36.35	+2
10	3	BACK 'EM BLACK Nathan Fazackerley	6	63.3 400m	0:11.83 600m	1:58.97 [10] (0:18.81)	1:40.16 [6] (0:12.93)	1:27.23 [6] (0:12.61)	1:14.62 [6] (0:12.82)	1:01.80 [5] (0:12.72)	0:49.08 [3] (0:12.30)	0:36.78 [3] (0:11.83)	0:36.78	+2

Scratched: Nassau County (#5)

[] Ranking at each section and finish
 -:-:- No data available at this section
 NA No data available

SCN Saddle cloth number
 DNF Did not finish
 DNT Did not track



Eagle Farm QLD Professional

Race 1: LADBROKES COMMUNITIES Maiden Plate - 1849m

06 September 2023 - 12:34



BRISBANE
RACING CLUB

Track Rating: Soft 5, Weather: Overcast, Rail Position: +9.5m Entire Course

Section	Overall	1600m	1400m	1200m	1000m	800m	600m	Last 600m						
Field Times	1:57.23 (0:18.27)	1:38.96 (0:12.98)	1:25.98 (0:12.57)	1:13.41 (0:12.92)	1:00.49 (0:12.95)	0:47.54 (0:12.39)	0:35.15 (0:11.70)	0:35.15						
Rank	TAB	Horse/Jockey	Barrier	Top Speed [km/h]	Fastest Section				Distance Travelled [m]					
11	12	SEEYOU LATER Karl Zechner	11	61.1 600m	0:11.97 600m	2:01.12 [11] (0:19.18)	1:41.94 [11] (0:13.02)	1:28.92 [10] (0:12.65)	1:16.27 [11] (0:12.95)	1:03.32 [11] (0:12.94)	0:50.38 [11] (0:12.30)	0:38.08 [11] (0:11.97)	0:38.08	+0

Scratched: Nassau County (#5)

[] Ranking at each section and finish
 -:-:- No data available at this section
 NA No data available

SCN Saddle cloth number
 DNF Did not finish
 DNT Did not track



Eagle Farm QLD Professional

Race 1: LADBROKES COMMUNITIES Maiden Plate - 1849m

06 September 2023 - 12:34



BRISBANE
RACING CLUB

Track Rating: Soft 5, Weather: Overcast, Rail Position: +9.5m Entire Course

Section							400m	200m		
Field Times							0:23.45 (0:11.42)	0:12.03 (0:12.03)	Last 600m 0:35.15	
Rank	TAB	Horse/Jockey	Barrier	Top Speed [km/h]	Fastest Section		Margin			Distance Travelled [m]
1	11	I PREFER MINTIES Angela Jones	12	65.6 400m	0:11.13 400m	0:22.79 [8] (0:11.13)	0:11.66 [5] (0:11.66)	1:57.23		0:34.49
2	9	STATE A FACT Bailey Wheeler	7	64.4 400m	0:11.42 400m	0:23.60 [1] (0:11.42)	0:12.18 [1] (0:12.18)	0.89L		0:35.29 -5
3	10	BID FOR FAME Mark Du Plessis	4	66.9 400m	0:11.11 400m	0:22.99 [7] (0:11.11)	0:11.88 [4] (0:11.88)	0.98L		0:34.65 +6
4	1	ALIGN THE PLANETS James Orman	3	66.1 400m	0:11.05 400m	0:23.07 [6] (0:11.05)	0:12.02 [3] (0:12.02)	1.14L		0:34.77 +3
5	4	GOLDEN HONOUR Damien Thornton	8	64.4 400m	0:11.44 400m	0:24.09 [2] (0:11.44)	0:12.65 [2] (0:12.65)	4.21L		0:35.87 +4
6	8	SMELTER Dan McGillivray	10	64.2 600m	0:11.42 400m	0:23.62 [10] (0:11.42)	0:12.20 [8] (0:12.20)	5.77L		0:35.23 +6
7	2	AUSTRAL STREET Georgina Cartwright	1	62.4 400m	0:11.72 400m	0:24.14 [9] (0:11.72)	0:12.42 [10] (0:12.42)	7.96L		0:36.08 -4
8	7	SHAMISTER Dale Smith	2	63.9 400m	0:11.67 400m	0:24.55 [4] (0:11.67)	0:12.88 [6] (0:12.88)	8.06L		0:36.34 -5
9	6	READY ENABLE Noriyuki Masuda	9	62.8 600m	0:11.80 400m	0:24.46 [5] (0:11.80)	0:12.66 [9] (0:12.66)	8.75L		0:36.35 +2
10	3	BACK 'EM BLACK Nathan Fazackerley	6	63.3 400m	0:11.83 600m	0:24.95 [3] (0:11.83)	0:13.12 [7] (0:13.12)	10.21L		0:36.78 +2

Scratched: Nassau County (#5)

Report Created: Wed 6 September 2023 13:23 GM (Note: Timing is based on position data)

Page 3/15

[] Ranking at each section and finish
 -:-:- No data available at this section
 NA No data available

SCN Saddle cloth number
 DNF Did not finish
 DNT Did not track

data processed by TRIPLESDATA



Eagle Farm QLD Professional

Race 1: LADBROKES COMMUNITIES Maiden Plate - 1849m

06 September 2023 - 12:34



BRISBANE
RACING CLUB

Track Rating: Soft 5, Weather: Overcast, Rail Position: +9.5m Entire Course

Section		400m		200m				Last 600m		
Field Times		0:23.45 (0:11.42)		0:12.03 (0:12.03)				0:35.15		
Rank	TAB Horse/Jockey	Barrier	Top Speed [km/h]	Fastest Section	Margin				Distance Travelled [m]	
11	12 SEEYOU LATER	11	61.1	0:11.97	0:26.11 [11]	0:13.59 [11]	22.85L		0:38.08	+0
	Karl Zechner		600m	600m	(0:12.52)	(0:13.59)				

Scratched: Nassau County (#5)

[] Ranking at each section and finish
 -:-:- No data available at this section
 NA No data available

SCN Saddle cloth number
 DNF Did not finish
 DNT Did not track



Horse/Jockey Name	I Prefer Minties
Final Rank	1
Fastest Section Time (Section)	0:11.13 (400m)
Top Speed [km/h] (Section)	65.6 (400m)
Race State	Finished



Eagle Farm QLD Professional

Race 1: LADBROKES COMMUNITIES Maiden Plate - 1849m

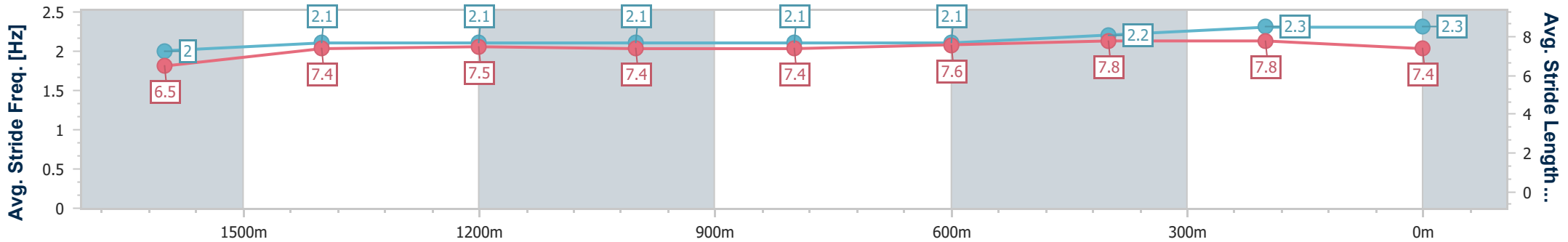
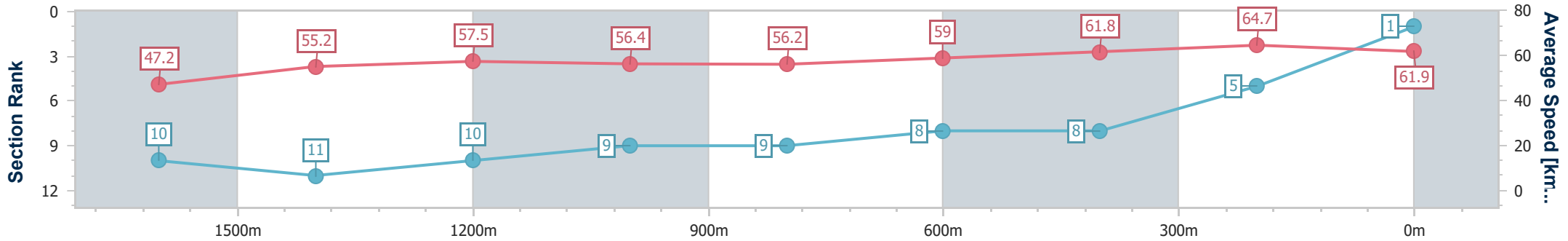
06 September 2023 - 12:34

Track Rating: Soft 5, Weather: Overcast, Rail Position: +9.5m Entire Course



BRISBANE RACING CLUB

Section	Overall	1600m	1400m	1200m	1000m	800m	600m	400m	200m
Section Times	1:57.23 [1] (0:19.13)	1:38.10 [10] (0:13.13)	1:24.97 [11] (0:12.55)	1:12.42 [10] (0:12.80)	0:59.62 [9] (0:12.90)	0:46.72 [9] (0:12.23)	0:34.49 [8] (0:11.70)	0:22.79 [8] (0:11.13)	0:11.66 [5] (0:11.66)
Average Speed [km/h]	47.2	55.2	57.5	56.4	56.2	59.0	61.8	64.7	61.9
Top Speed [km/h]	56.0	57.2	59.0	58.9	58.0	61.9	64.9	65.6	63.6
Avg. Dist. to Rail [m]	5.1	1.6	1.9	2.2	1.6	0.6	1.0	5.6	6.7
Avg. Stride Freq. [Hz]	2.0	2.1	2.1	2.1	2.1	2.1	2.2	2.3	2.3
Avg. Stride Length [m]	6.5	7.4	7.5	7.4	7.4	7.6	7.8	7.8	7.4



- [] Ranking at each section and finish
- .-.- No data available at this section
- NA No data available



Horse/Jockey Name	State A Fact
Final Rank	2
Fastest Section Time (Section)	0:11.42 (400m)
Top Speed [km/h] (Section)	64.4 (400m)
Race State	Finished



Eagle Farm QLD Professional

Race 1: LADBROKES COMMUNITIES Maiden Plate - 1849m

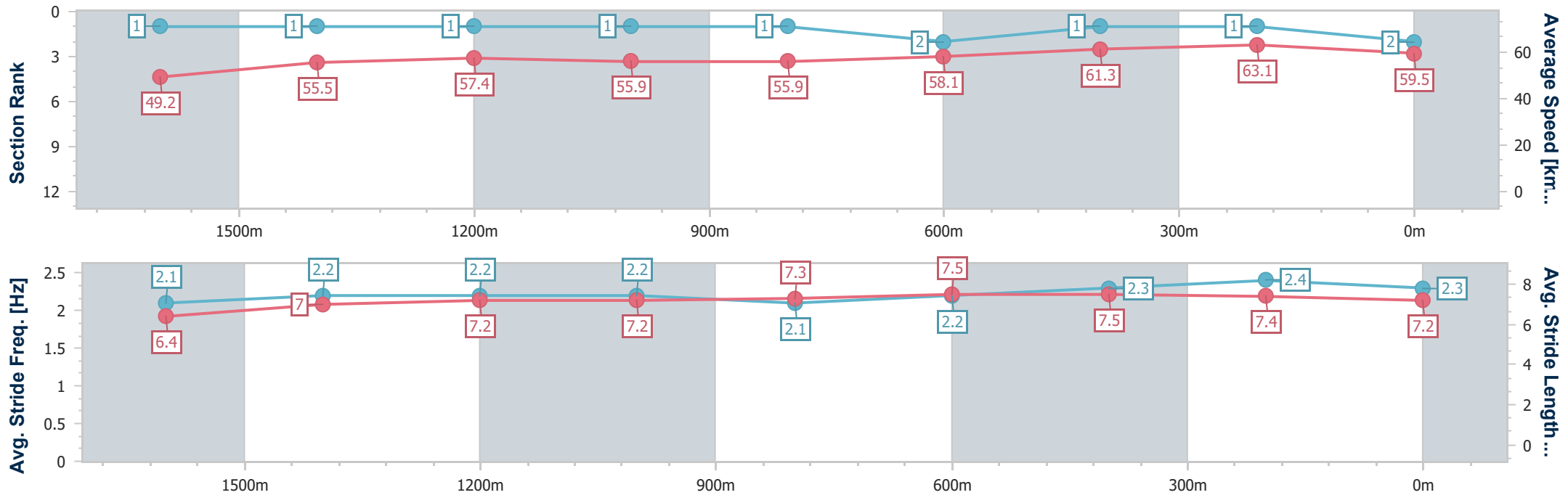
06 September 2023 - 12:34

Track Rating: Soft 5, Weather: Overcast, Rail Position: +9.5m Entire Course



BRISBANE RACING CLUB

Section	Overall	1600m	1400m	1200m	1000m	800m	600m	400m	200m
Section Times	1:57.38 [2] (0:18.27)	1:39.11 [1] (0:12.98)	1:26.13 [1] (0:12.57)	1:13.56 [1] (0:12.92)	1:00.64 [1] (0:12.95)	0:47.69 [1] (0:12.40)	0:35.29 [2] (0:11.69)	0:23.60 [1] (0:11.42)	0:12.18 [1] (0:12.18)
Average Speed [km/h]	49.2	55.5	57.4	55.9	55.9	58.1	61.3	63.1	59.5
Top Speed [km/h]	56.4	57.1	58.8	57.4	57.4	59.9	63.7	64.4	61.8
Avg. Dist. to Rail [m]	2.7	0.4	1.2	1.7	1.1	0.3	1.0	0.5	1.2
Avg. Stride Freq. [Hz]	2.1	2.2	2.2	2.2	2.1	2.2	2.3	2.4	2.3
Avg. Stride Length [m]	6.4	7.0	7.2	7.2	7.3	7.5	7.5	7.4	7.2



- [] Ranking at each section and finish
- .-.- No data available at this section
- NA No data available



Horse/Jockey Name	Bid For Fame
Final Rank	3
Fastest Section Time (Section)	0:11.11 (400m)
Top Speed [km/h] (Section)	66.9 (400m)
Race State	Finished



Eagle Farm QLD Professional

Race 1: LADBROKES COMMUNITIES Maiden Plate - 1849m

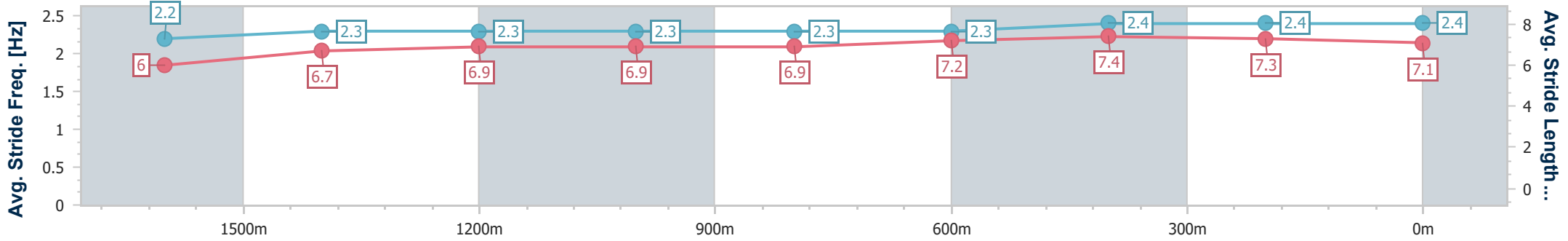
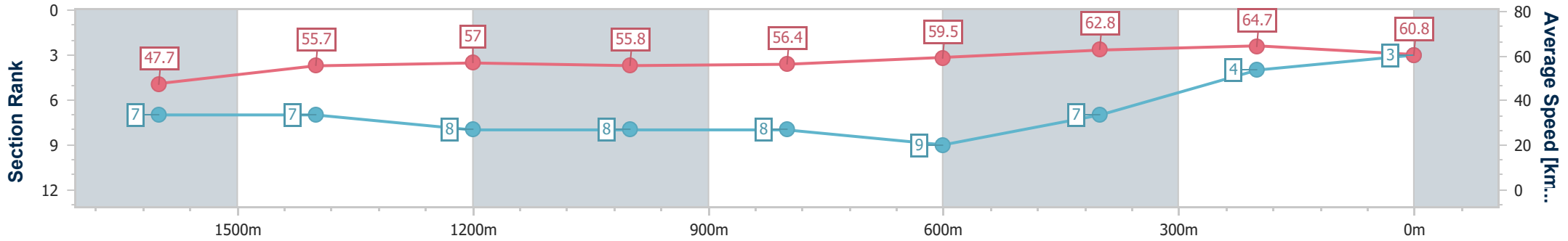
06 September 2023 - 12:34

Track Rating: Soft 5, Weather: Overcast, Rail Position: +9.5m Entire Course



BRISBANE RACING CLUB

Section	Overall	1600m	1400m	1200m	1000m	800m	600m	400m	200m				
Section Times	1:57.40 [3] (0:18.83)	1:38.57 [7] (0:13.03)	1:25.54 [7] (0:12.67)	1:12.87 [8] (0:12.96)	0:59.91 [8] (0:12.98)	0:46.93 [8] (0:12.28)	0:34.65 [9] (0:11.66)	0:22.99 [7] (0:11.11)	0:11.88 [4] (0:11.88)				
Average Speed [km/h]	47.7	55.7	57.0	55.8	56.4	59.5	62.8	64.7	60.8				
Top Speed [km/h]	56.5	58.5	58.5	57.1	58.4	62.7	65.8	66.9	62.8				
Avg. Dist. to Rail [m]	1.9	2.8	3.4	3.8	3.8	3.3	3.5	7.1	7.1				
Avg. Stride Freq. [Hz]	2.2	2.3	2.3	2.3	2.3	2.3	2.4	2.4	2.4				
Avg. Stride Length [m]	6.0	6.7	6.9	6.9	6.9	7.2	7.4	7.3	7.1				



- [] Ranking at each section and finish
- .-.- No data available at this section
- NA No data available



Horse/Jockey Name	Align The Planets
Final Rank	4
Fastest Section Time (Section)	0:11.05 (400m)
Top Speed [km/h] (Section)	66.1 (400m)
Race State	Finished



Eagle Farm QLD Professional

Race 1: LADBROKES COMMUNITIES Maiden Plate - 1849m

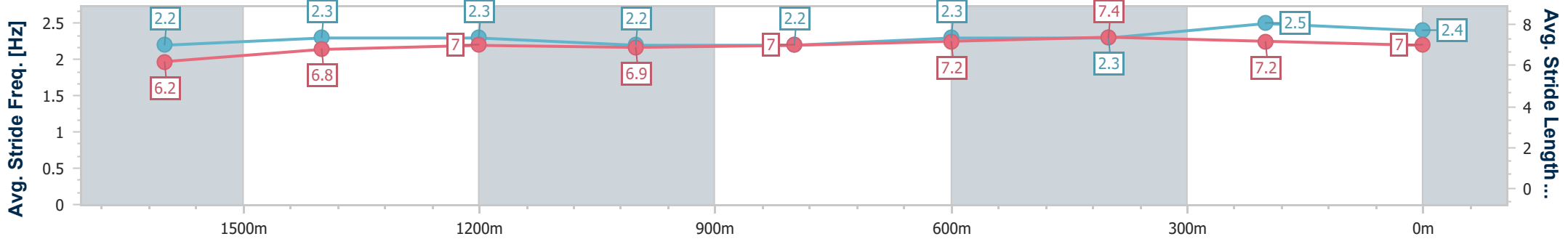
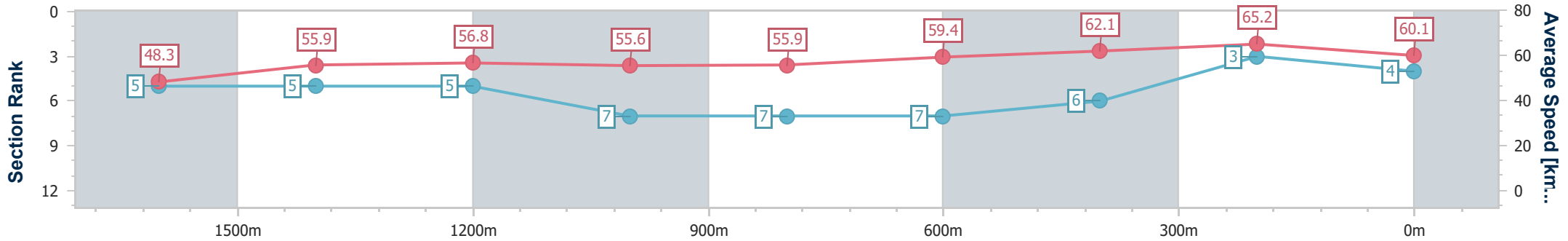
06 September 2023 - 12:34

Track Rating: Soft 5, Weather: Overcast, Rail Position: +9.5m Entire Course



BRISBANE RACING CLUB

Section	Overall	1600m	1400m	1200m	1000m	800m	600m	400m	200m			
Section Times	1:57.43 [4] (0:18.67)	1:38.76 [5] (0:12.97)	1:25.79 [5] (0:12.70)	1:13.09 [5] (0:13.00)	1:00.09 [7] (0:13.04)	0:47.05 [7] (0:12.28)	0:34.77 [7] (0:11.70)	0:23.07 [6] (0:11.05)	0:12.02 [3] (0:12.02)			
Average Speed [km/h]	48.3	55.9	56.8	55.6	55.9	59.4	62.1	65.2	60.1			
Top Speed [km/h]	55.3	57.9	57.2	56.7	58.3	62.3	65.5	66.1	62.7			
Avg. Dist. to Rail [m]	2.6	1.9	2.5	3.2	2.8	2.4	2.0	5.0	5.7			
Avg. Stride Freq. [Hz]	2.2	2.3	2.3	2.2	2.2	2.3	2.3	2.5	2.4			
Avg. Stride Length [m]	6.2	6.8	7.0	6.9	7.0	7.2	7.4	7.2	7.0			



- [] Ranking at each section and finish
- .-.- No data available at this section
- NA No data available



Horse/Jockey Name	Golden Honour
Final Rank	5
Fastest Section Time (Section)	0:11.44 (400m)
Top Speed [km/h] (Section)	64.4 (400m)
Race State	Finished



Eagle Farm QLD Professional

Race 1: LADBROKES COMMUNITIES Maiden Plate - 1849m

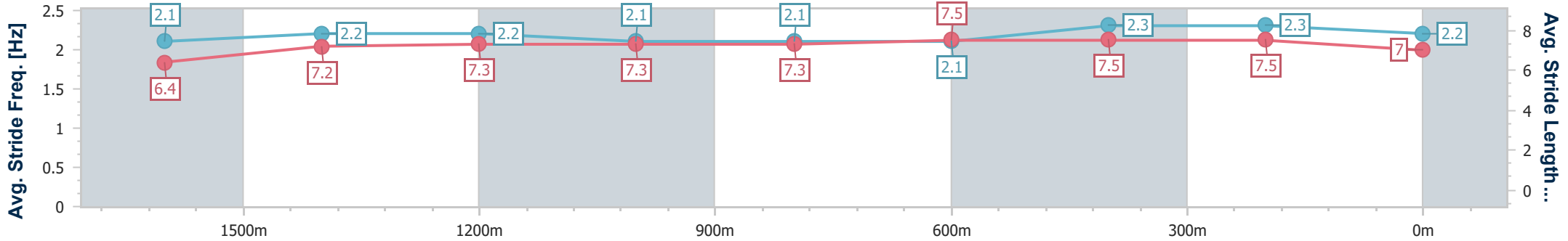
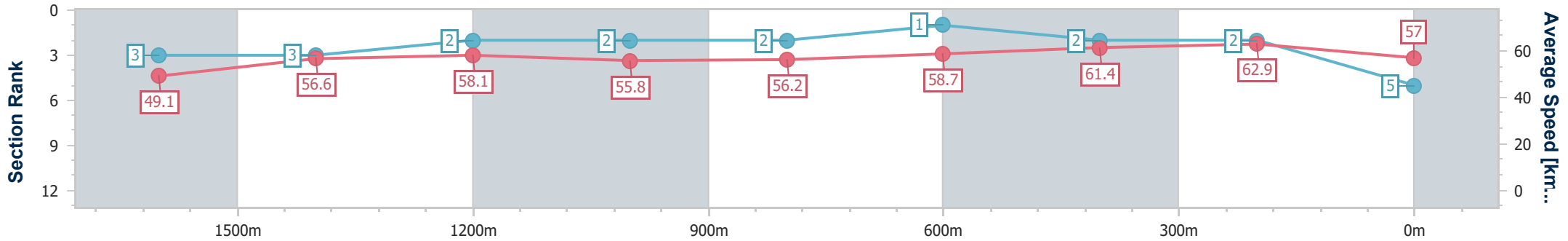
06 September 2023 - 12:34

Track Rating: Soft 5, Weather: Overcast, Rail Position: +9.5m Entire Course



BRISBANE RACING CLUB

Section	Overall	1600m	1400m	1200m	1000m	800m	600m	400m	200m
Section Times	1:57.95 [5] (0:18.56)	1:39.39 [3] (0:12.83)	1:26.56 [3] (0:12.43)	1:14.13 [2] (0:12.94)	1:01.19 [2] (0:12.94)	0:48.25 [2] (0:12.38)	0:35.87 [1] (0:11.78)	0:24.09 [2] (0:11.44)	0:12.65 [2] (0:12.65)
Average Speed [km/h]	49.1	56.6	58.1	55.8	56.2	58.7	61.4	62.9	57.0
Top Speed [km/h]	56.6	58.6	60.0	56.9	57.9	60.6	63.1	64.4	60.7
Avg. Dist. to Rail [m]	5.6	2.8	3.2	2.9	2.3	1.4	0.8	2.2	2.5
Avg. Stride Freq. [Hz]	2.1	2.2	2.2	2.1	2.1	2.1	2.3	2.3	2.2
Avg. Stride Length [m]	6.4	7.2	7.3	7.3	7.3	7.5	7.5	7.5	7.0



- [] Ranking at each section and finish
- .-.- No data available at this section
- NA No data available



Horse/Jockey Name	Smelter
Final Rank	6
Fastest Section Time (Section)	0:11.42 (400m)
Top Speed [km/h] (Section)	64.2 (600m)
Race State	Finished



Eagle Farm QLD Professional

Race 1: LADBROKES COMMUNITIES Maiden Plate - 1849m

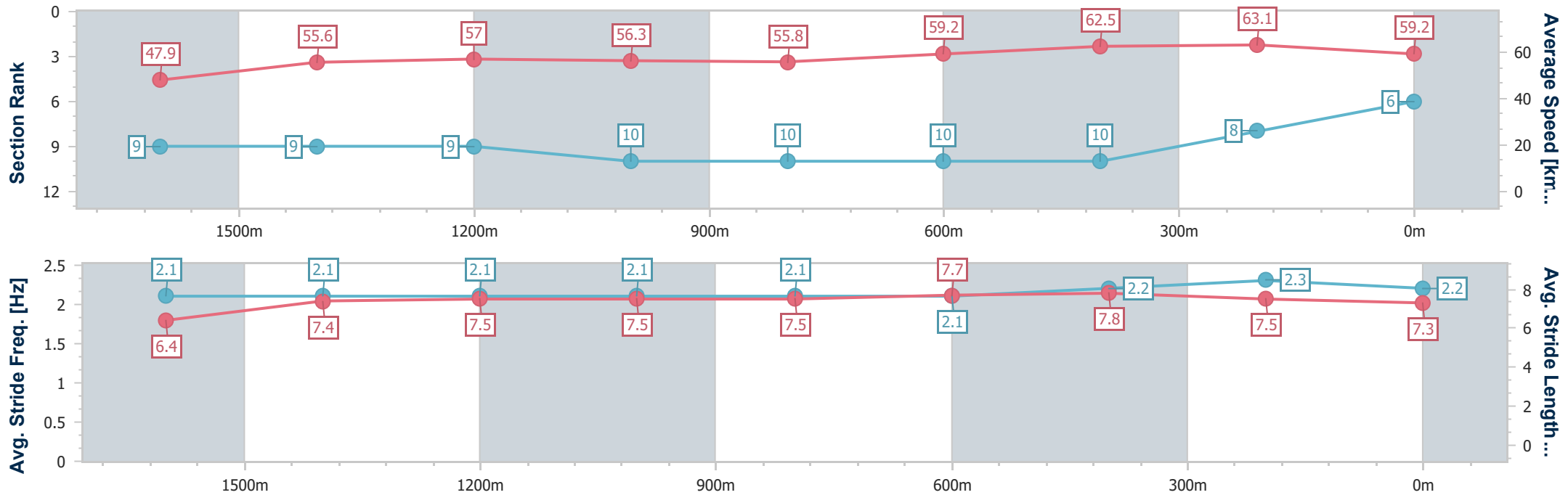
06 September 2023 - 12:34

Track Rating: Soft 5, Weather: Overcast, Rail Position: +9.5m Entire Course



BRISBANE RACING CLUB

Section	Overall	1600m	1400m	1200m	1000m	800m	600m	400m	200m
Section Times	1:58.21 [6] (0:19.07)	1:39.14 [9] (0:13.03)	1:26.11 [9] (0:12.68)	1:13.43 [9] (0:12.84)	1:00.59 [10] (0:13.12)	0:47.47 [10] (0:12.24)	0:35.23 [10] (0:11.61)	0:23.62 [10] (0:11.42)	0:12.20 [8] (0:12.20)
Average Speed [km/h]	47.9	55.6	57.0	56.3	55.8	59.2	62.5	63.1	59.2
Top Speed [km/h]	53.9	57.3	57.8	58.1	57.8	61.1	64.2	64.2	61.7
Avg. Dist. to Rail [m]	6.0	2.5	3.6	4.2	3.2	1.5	2.0	5.9	7.2
Avg. Stride Freq. [Hz]	2.1	2.1	2.1	2.1	2.1	2.1	2.2	2.3	2.2
Avg. Stride Length [m]	6.4	7.4	7.5	7.5	7.5	7.7	7.8	7.5	7.3



- [] Ranking at each section and finish
- .-.- No data available at this section
- NA No data available



Horse/Jockey Name	Austral Street
Final Rank	7
Fastest Section Time (Section)	0:11.72 (400m)
Top Speed [km/h] (Section)	62.4 (400m)
Race State	Finished



Eagle Farm QLD Professional

Race 1: LADBROKES COMMUNITIES Maiden Plate - 1849m

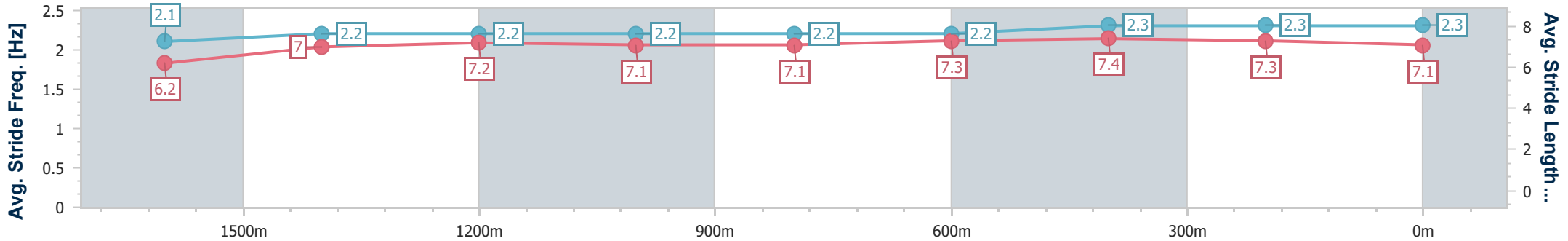
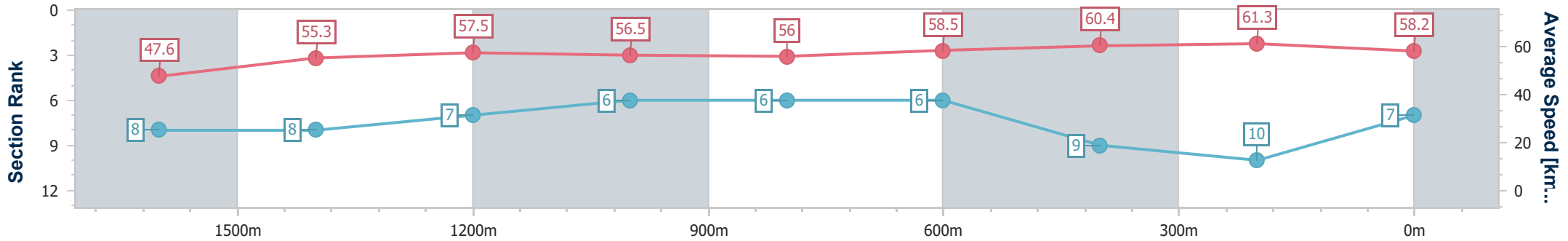
06 September 2023 - 12:34

Track Rating: Soft 5, Weather: Overcast, Rail Position: +9.5m Entire Course



BRISBANE RACING CLUB

Section	Overall	1600m	1400m	1200m	1000m	800m	600m	400m	200m
Section Times	1:58.59 [7] (0:18.87)	1:39.72 [8] (0:13.06)	1:26.66 [8] (0:12.56)	1:14.10 [7] (0:12.78)	1:01.32 [6] (0:12.92)	0:48.40 [6] (0:12.32)	0:36.08 [6] (0:11.94)	0:24.14 [9] (0:11.72)	0:12.42 [10] (0:12.42)
Average Speed [km/h]	47.6	55.3	57.5	56.5	56.0	58.5	60.4	61.3	58.2
Top Speed [km/h]	55.8	57.4	58.4	57.7	58.6	60.0	61.9	62.4	60.0
Avg. Dist. to Rail [m]	1.3	1.1	1.7	2.0	1.1	0.5	0.4	1.9	1.5
Avg. Stride Freq. [Hz]	2.1	2.2	2.2	2.2	2.2	2.2	2.3	2.3	2.3
Avg. Stride Length [m]	6.2	7.0	7.2	7.1	7.1	7.3	7.4	7.3	7.1



- [] Ranking at each section and finish
- .-.- No data available at this section
- NA No data available



Horse/Jockey Name	Shamister
Final Rank	8
Fastest Section Time (Section)	0:11.67 (400m)
Top Speed [km/h] (Section)	63.9 (400m)
Race State	Finished



Eagle Farm QLD Professional

Race 1: LADBROKES COMMUNITIES Maiden Plate - 1849m

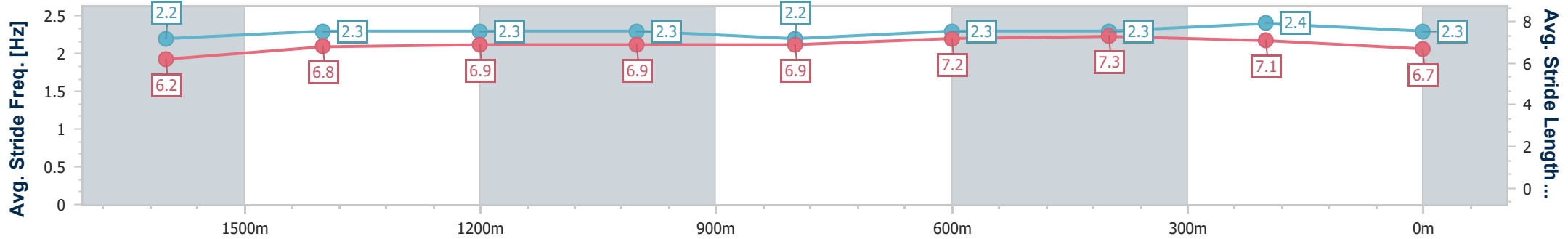
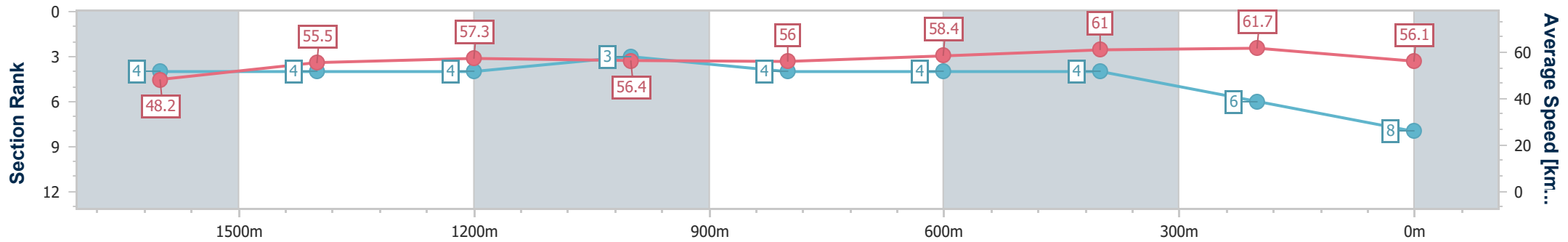
06 September 2023 - 12:34

Track Rating: Soft 5, Weather: Overcast, Rail Position: +9.5m Entire Course



BRISBANE RACING CLUB

Section	Overall	1600m	1400m	1200m	1000m	800m	600m	400m	200m
Section Times	1:58.60 [8] (0:18.64)	1:39.96 [4] (0:12.98)	1:26.98 [4] (0:12.58)	1:14.40 [4] (0:12.79)	1:01.61 [3] (0:12.93)	0:48.68 [4] (0:12.34)	0:36.34 [4] (0:11.79)	0:24.55 [4] (0:11.67)	0:12.88 [6] (0:12.88)
Average Speed [km/h]	48.2	55.5	57.3	56.4	56.0	58.4	61.0	61.7	56.1
Top Speed [km/h]	55.4	58.1	58.2	57.7	57.6	59.4	62.3	63.9	58.7
Avg. Dist. to Rail [m]	1.7	0.2	1.2	1.8	1.1	0.4	0.2	2.8	4.2
Avg. Stride Freq. [Hz]	2.2	2.3	2.3	2.3	2.2	2.3	2.3	2.4	2.3
Avg. Stride Length [m]	6.2	6.8	6.9	6.9	6.9	7.2	7.3	7.1	6.7



- [] Ranking at each section and finish
- .-.- No data available at this section
- NA No data available



Horse/Jockey Name	Ready Enable
Final Rank	9
Fastest Section Time (Section)	0:11.80 (400m)
Top Speed [km/h] (Section)	62.8 (600m)
Race State	Finished



Eagle Farm QLD Professional

Race 1: LADBROKES COMMUNITIES Maiden Plate - 1849m

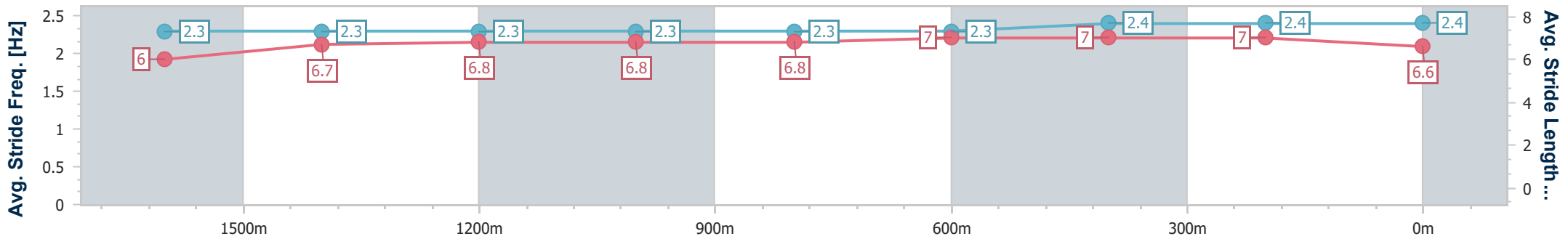
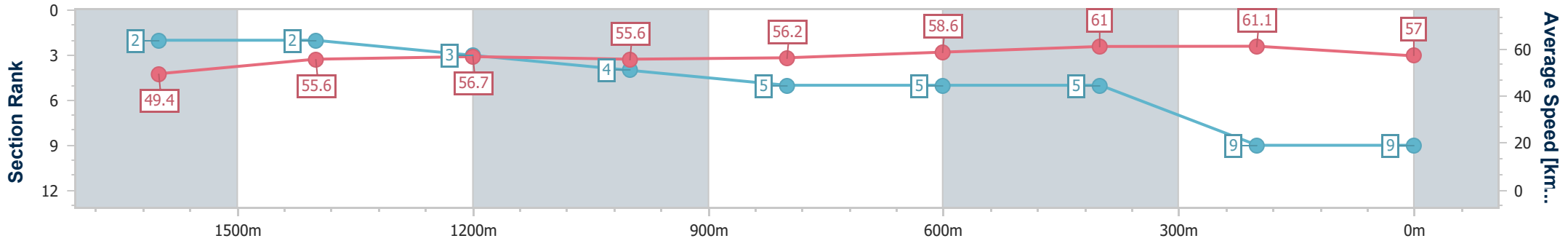
06 September 2023 - 12:34

Track Rating: Soft 5, Weather: Overcast, Rail Position: +9.5m Entire Course



BRISBANE RACING CLUB

Section	Overall	1600m	1400m	1200m	1000m	800m	600m	400m	200m
Section Times	1:58.72 [9] (0:18.34)	1:40.38 [2] (0:13.01)	1:27.37 [2] (0:12.72)	1:14.65 [3] (0:13.01)	1:01.64 [4] (0:12.93)	0:48.71 [5] (0:12.36)	0:36.35 [5] (0:11.89)	0:24.46 [5] (0:11.80)	0:12.66 [9] (0:12.66)
Average Speed [km/h]	49.4	55.6	56.7	55.6	56.2	58.6	61.0	61.1	57.0
Top Speed [km/h]	55.8	57.6	57.3	56.4	58.5	60.2	62.8	62.5	58.7
Avg. Dist. to Rail [m]	4.7	1.6	2.1	2.7	2.0	1.5	1.8	4.0	3.0
Avg. Stride Freq. [Hz]	2.3	2.3	2.3	2.3	2.3	2.3	2.4	2.4	2.4
Avg. Stride Length [m]	6.0	6.7	6.8	6.8	6.8	7.0	7.0	7.0	6.6



- [] Ranking at each section and finish
- .-.- No data available at this section
- NA No data available



Horse/Jockey Name	Back 'Em Black
Final Rank	10
Fastest Section Time (Section)	0:11.83 (600m)
Top Speed [km/h] (Section)	63.3 (400m)
Race State	Finished



Eagle Farm QLD Professional

Race 1: LADBROKES COMMUNITIES Maiden Plate - 1849m

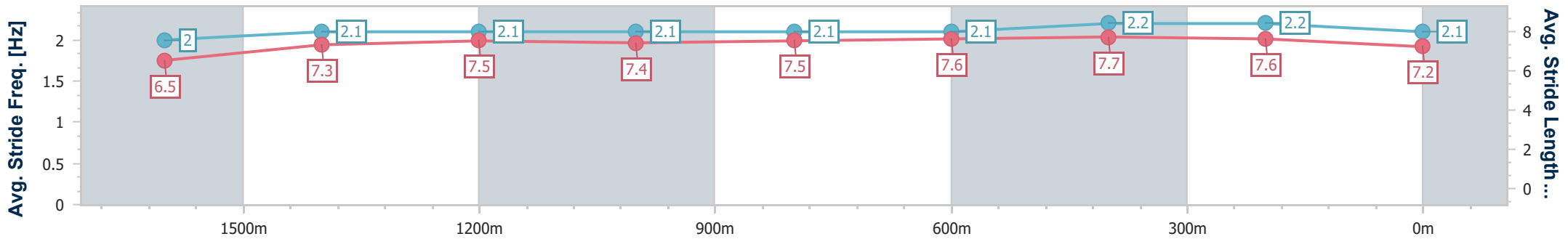
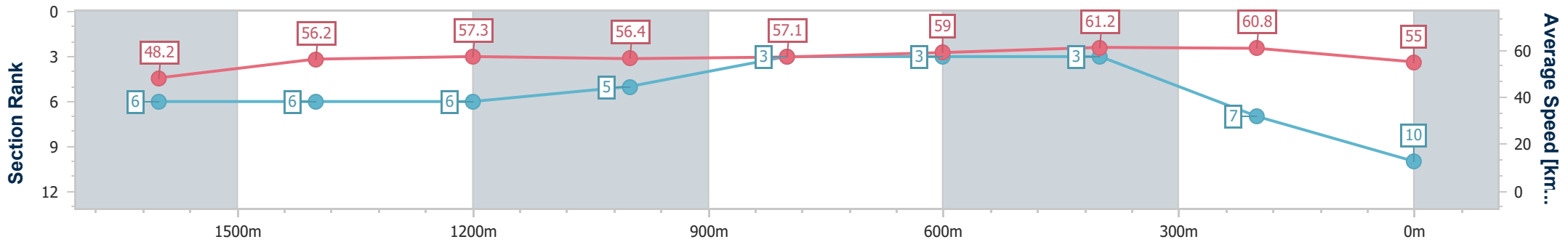
06 September 2023 - 12:34

Track Rating: Soft 5, Weather: Overcast, Rail Position: +9.5m Entire Course



BRISBANE RACING CLUB

Section	Overall	1600m	1400m	1200m	1000m	800m	600m	400m	200m
Section Times	1:58.97 [10] (0:18.81)	1:40.16 [6] (0:12.93)	1:27.23 [6] (0:12.61)	1:14.62 [6] (0:12.82)	1:01.80 [5] (0:12.72)	0:49.08 [3] (0:12.30)	0:36.78 [3] (0:11.83)	0:24.95 [3] (0:11.83)	0:13.12 [7] (0:13.12)
Average Speed [km/h]	48.2	56.2	57.3	56.4	57.1	59.0	61.2	60.8	55.0
Top Speed [km/h]	55.5	57.7	57.8	57.8	58.8	60.8	62.6	63.3	57.6
Avg. Dist. to Rail [m]	3.9	2.8	3.4	3.6	2.2	1.3	1.2	4.2	4.9
Avg. Stride Freq. [Hz]	2.0	2.1	2.1	2.1	2.1	2.1	2.2	2.2	2.1
Avg. Stride Length [m]	6.5	7.3	7.5	7.4	7.5	7.6	7.7	7.6	7.2



- [] Ranking at each section and finish
- .-.- No data available at this section
- NA No data available



Horse/Jockey Name	Seeyou Later
Final Rank	11
Fastest Section Time (Section)	0:11.97 (600m)
Top Speed [km/h] (Section)	61.1 (600m)
Race State	Finished



Eagle Farm QLD Professional

Race 1: LADBROKES COMMUNITIES Maiden Plate - 1849m

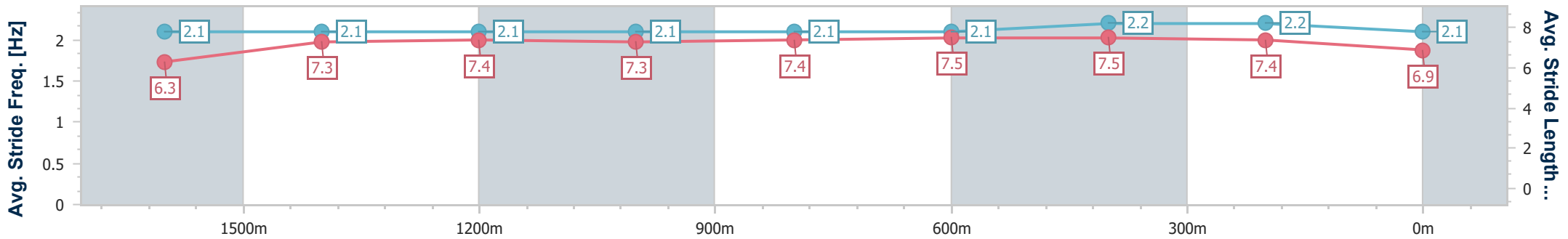
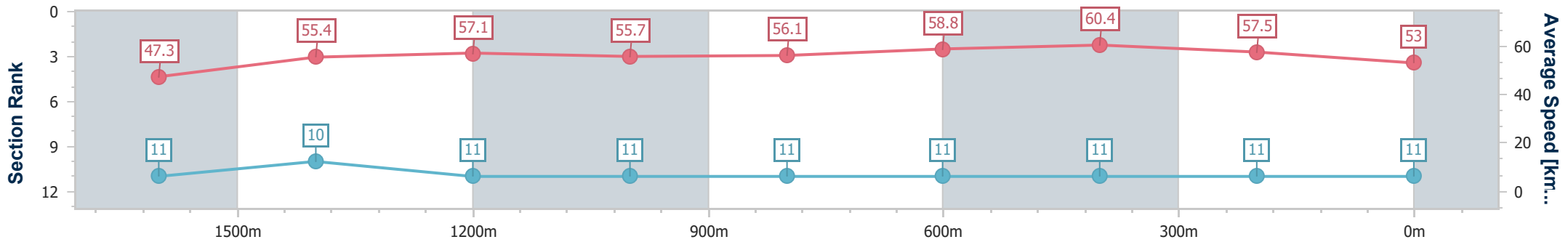
06 September 2023 - 12:34

Track Rating: Soft 5, Weather: Overcast, Rail Position: +9.5m Entire Course



BRISBANE RACING CLUB

Section	Overall	1600m	1400m	1200m	1000m	800m	600m	400m	200m
Section Times	2:01.12 [11] (0:19.18)	1:41.94 [11] (0:13.02)	1:28.92 [10] (0:12.65)	1:16.27 [11] (0:12.95)	1:03.32 [11] (0:12.94)	0:50.38 [11] (0:12.30)	0:38.08 [11] (0:11.97)	0:26.11 [11] (0:12.52)	0:13.59 [11] (0:13.59)
Average Speed [km/h]	47.3	55.4	57.1	55.7	56.1	58.8	60.4	57.5	53.0
Top Speed [km/h]	55.5	57.0	58.2	58.1	58.2	59.7	61.1	59.4	54.9
Avg. Dist. to Rail [m]	5.3	1.1	2.4	3.1	2.1	0.8	0.8	3.8	2.8
Avg. Stride Freq. [Hz]	2.1	2.1	2.1	2.1	2.1	2.1	2.2	2.2	2.1
Avg. Stride Length [m]	6.3	7.3	7.4	7.3	7.4	7.5	7.5	7.4	6.9



- [] Ranking at each section and finish
- .-.- No data available at this section
- NA No data available