



# Mackay QLD Professional

## Race 7: QCWA SARINA BRANCH MEMBERS 0 - 55 Handicap - 1560m



MACKAY TURF CLUB  
Ooralea Racecourse

05 September 2023 - 16:22

Track Rating: Good 4, Weather: Fine, Rail Position: +2m Entire

Section		Field Times												
Overall	1400m	1200m	1000m	800m	600m	400m	Last 600m							
1:34.50 (0:11.55)	1:22.95 (0:11.28)	1:11.67 (0:11.33)	1:00.34 (0:11.63)	0:48.71 (0:12.02)	0:36.69 (0:12.02)	0:24.67 (0:12.05)	0:36.69							
Rank	TAB	Horse/Jockey	Barrier	Top Speed [km/h]	Fastest Section								Distance Travelled [m]	
1	11	FROM THIS MOMENT Adam Sewell	11	65.4 1400m	0:11.28 1400m	1:34.50 [1] (0:11.55)	1:22.95 [1] (0:11.28)	1:11.67 [1] (0:11.33)	1:00.34 [1] (0:11.63)	0:48.71 [1] (0:12.02)	0:36.69 [1] (0:12.02)	0:24.67 [1] (0:12.05)	0:36.69	
2	8	DOOM DIVA Scott Sheargold	12	64.6 1200m	0:11.35 1200m	1:34.55 [2] (0:11.94)	1:22.61 [7] (0:11.44)	1:11.17 [7] (0:11.35)	0:59.82 [8] (0:11.69)	0:48.13 [7] (0:11.86)	0:36.27 [7] (0:11.93)	0:24.34 [4] (0:12.04)	0:36.27	+5
3	6	ANSELMO Warwick Satherley	5	64.5 1400m	0:11.36 1200m	1:34.87 [3] (0:12.13)	1:22.74 [11] (0:11.43)	1:11.31 [10] (0:11.36)	0:59.95 [10] (0:11.66)	0:48.29 [10] (0:11.86)	0:36.43 [10] (0:11.99)	0:24.44 [8] (0:11.98)	0:36.43	+8
4	12	IN YOUR ELEMENT Brooke Johnson	1	64.8 1400m	0:11.29 1400m	1:34.98 [4] (0:11.62)	1:23.36 [2] (0:11.29)	1:12.07 [2] (0:11.46)	1:00.61 [3] (0:11.77)	0:48.84 [3] (0:11.71)	0:37.13 [3] (0:12.19)	0:24.94 [2] (0:12.23)	0:37.13	-1
5	3	SIZZLING SAMURAI Justin Stanley	7	65.8 1200m	0:11.33 1400m	1:35.02 [5] (0:11.88)	1:23.14 [6] (0:11.33)	1:11.81 [5] (0:11.33)	1:00.48 [5] (0:11.78)	0:48.70 [5] (0:11.84)	0:36.86 [6] (0:12.09)	0:24.77 [5] (0:12.20)	0:36.86	+6
6	2	PLUCKERCARN Tessa Townsend	4	64.6 1400m	0:11.43 1000m	1:35.22 [6] (0:12.36)	1:22.86 [12] (0:11.67)	1:11.19 [12] (0:11.47)	0:59.72 [12] (0:11.43)	0:48.29 [12] (0:11.65)	0:36.64 [11] (0:12.10)	0:24.54 [11] (0:11.85)	0:36.64	+6
7	9	RUFFIN' IT Gabrielle Semmens	2	65.5 1400m	0:11.34 1200m	1:35.36 [7] (0:11.86)	1:23.50 [5] (0:11.45)	1:12.05 [6] (0:11.34)	1:00.71 [6] (0:11.70)	0:49.01 [6] (0:11.77)	0:37.24 [4] (0:12.19)	0:25.05 [6] (0:12.18)	0:37.24	+2
8	15	ELVIARE Tasha Chambers	13	65.2 1400m	0:11.36 1400m	1:35.65 [8] (0:11.77)	1:23.88 [4] (0:11.36)	1:12.52 [4] (0:11.39)	1:01.13 [4] (0:11.72)	0:49.41 [4] (0:11.89)	0:37.52 [5] (0:12.29)	0:25.23 [7] (0:12.29)	0:37.52	+12
9	1	BOLD ZIP Erin Molloy	10	66.1 1200m	0:11.25 1200m	1:35.70 [9] (0:12.05)	1:23.65 [9] (0:11.41)	1:12.24 [8] (0:11.25)	1:00.99 [7] (0:11.75)	0:49.24 [8] (0:11.93)	0:37.31 [9] (0:12.22)	0:25.09 [10] (0:12.16)	0:37.31	+15
10	4	NOT A FAT BOY Adam Spinks	3	64.3 1200m	0:11.32 1200m	1:35.70 [10] (0:12.10)	1:23.60 [10] (0:11.44)	1:12.16 [9] (0:11.32)	1:00.84 [9] (0:11.72)	0:49.12 [9] (0:11.75)	0:37.37 [8] (0:12.16)	0:25.21 [9] (0:12.19)	0:37.37	+3

Scratched: Lanova (#7), Telmesomethin'girl (#10), Redgum Rosie (#14), Hunua Hank (#16)

[ ] Ranking at each section and finish  
 -:-:- No data available at this section  
 NA No data available  
 SCN Saddle cloth number  
 DNF Did not finish  
 DNT Did not track



# Mackay QLD Professional

## Race 7: QCWA SARINA BRANCH MEMBERS 0 - 55 Handicap - 1560m

05 September 2023 - 16:22



MACKAY TURF CLUB  
Ooralea Racecourse

Track Rating: Good 4, Weather: Fine, Rail Position: +2m Entire

Section		Overall	1400m	1200m	1000m	800m	600m	400m	Last 600m
Field Times		1:34.50 (0:11.55)	1:22.95 (0:11.28)	1:11.67 (0:11.33)	1:00.34 (0:11.63)	0:48.71 (0:12.02)	0:36.69 (0:12.02)	0:24.67 (0:12.05)	0:36.69

Rank	TAB	Horse/Jockey	Barrier	Top Speed [km/h]	Fastest Section	Overall	1400m	1200m	1000m	800m	600m	400m	Last 600m	Distance Travelled [m]
11	5	PRETTY AS Ryan Wiggins	14	67.7 1400m	0:11.20 1200m	1:36.16 [11] (0:11.73)	1:24.43 [3] (0:11.32)	1:13.11 [3] (0:11.20)	1:01.91 [2] (0:11.75)	0:50.16 [2] (0:11.83)	0:38.33 [2] (0:12.24)	0:26.09 [3] (0:12.42)	0:38.33	+6
12	13	SAND AND OCEAN Tahlia Fenlon	16	64.1 1200m	0:11.44 1200m	1:39.19 [12] (0:11.98)	1:27.21 [8] (0:11.75)	1:15.46 [11] (0:11.44)	1:04.02 [11] (0:11.68)	0:52.34 [11] (0:11.76)	0:40.58 [12] (0:12.22)	0:28.36 [12] (0:12.52)	0:40.58	+12

Scratched: Lanova (#7), Telmesomethin'girl (#10), Redgum Rosie (#14), Hunua Hank (#16)

[ ] Ranking at each section and finish  
 -:-:-:- No data available at this section  
 NA No data available

SCN Saddle cloth number  
 DNF Did not finish  
 DNT Did not track



# Mackay QLD Professional

## Race 7: QCWA SARINA BRANCH MEMBERS 0 - 55 Handicap - 1560m

05 September 2023 - 16:22



MACKAY TURF CLUB  
Ooralea Racecourse

Track Rating: Good 4, Weather: Fine, Rail Position: +2m Entire

Section							200m			Last 600m
Field Times							0:12.62			0:36.69
Rank	TAB	Horse/Jockey	Barrier	Top Speed [km/h]	Fastest Section		Margin			Distance Travelled [m]
1	11	<b>FROM THIS MOMENT</b> Adam Sewell	11	65.4 1400m	0:11.28 1400m	0:12.62 [1] (0:12.62)	1:34.50		0:36.69	
2	8	<b>DOOM DIVA</b> Scott Sheargold	12	64.6 1200m	0:11.35 1200m	0:12.30 [2] (0:12.30)	0.2L		0:36.27	+5
3	6	<b>ANSELMO</b> Warwick Satherley	5	64.5 1400m	0:11.36 1200m	0:12.46 [4] (0:12.46)	2L		0:36.43	+8
4	12	<b>IN YOUR ELEMENT</b> Brooke Johnson	1	64.8 1400m	0:11.29 1400m	0:12.71 [3] (0:12.71)	2.5L		0:37.13	-1
5	3	<b>SIZZLING SAMURAI</b> Justin Stanley	7	65.8 1200m	0:11.33 1400m	0:12.57 [5] (0:12.57)	2.7L		0:36.86	+6
6	2	<b>PLUCKERCARN</b> Tessa Townsend	4	64.6 1400m	0:11.43 1000m	0:12.69 [8] (0:12.69)	3.7L		0:36.64	+6
7	9	<b>RUFFIN' IT</b> Gabrielle Semmens	2	65.5 1400m	0:11.34 1200m	0:12.87 [7] (0:12.87)	4.5L		0:37.24	+2
8	15	<b>ELVIARE</b> Tasha Chambers	13	65.2 1400m	0:11.36 1400m	0:12.94 [10] (0:12.94)	6L		0:37.52	+12
9	1	<b>BOLD ZIP</b> Erin Molloy	10	66.1 1200m	0:11.25 1200m	0:12.93 [11] (0:12.93)	6.2L		0:37.31	+15
10	4	<b>NOT A FAT BOY</b> Adam Spinks	3	64.3 1200m	0:11.32 1200m	0:13.02 [9] (0:13.02)	6.3L		0:37.37	+3

Scratched: Lanova (#7), Telmesomethin'girl (#10), Redgum Rosie (#14), Hunua Hank (#16)

Report Created: Tue 5 September 2023 16:59 GMT (Note: Timing is based on position data)

Page 3/16

[ ] Ranking at each section and finish  
-:--:-- No data available at this section  
NA No data available

SCN Saddle cloth number  
DNF Did not finish  
DNT Did not track

data processed by TRIPLESDATA



**Mackay QLD Professional**  
**Race 7: QCWA SARINA BRANCH MEMBERS 0 - 55 Handicap - 1560m**  
**05 September 2023 - 16:22**



MACKAY TURF CLUB  
 Ooralea Racecourse

Track Rating: Good 4, Weather: Fine, Rail Position: +2m Entire

Section				200m				Last 600m	
Field Times				0:12.62 (0:12.62)				0:36.69	
Rank	TAB	Horse/Jockey	Barrier	Top Speed [km/h]	Fastest Section	Margin			Distance Travelled [m]
11	5	PRETTY AS Ryan Wiggins	14	67.7 1400m	0:11.20 1200m	0:13.67 [6] (0:13.67)	8.8L		0:38.33 +6
12	13	SAND AND OCEAN Tahlia Fenlon	16	64.1 1200m	0:11.44 1200m	0:15.84 [12] (0:15.84)	26.6L		0:40.58 +12

Scratched: Lanova (#7), Telmesomethin'girl (#10), Redgum Rosie (#14), Hunua Hank (#16)

[ ] Ranking at each section and finish  
 -:-:- No data available at this section  
 NA No data available

SCN Saddle cloth number  
 DNF Did not finish  
 DNT Did not track



Horse/Jockey Name	From This Moment
Final Rank	1
Fastest Section Time (Section)	0:11.28 (1400m)
Top Speed [km/h] (Section)	65.4 (1400m)
Race State	Finished



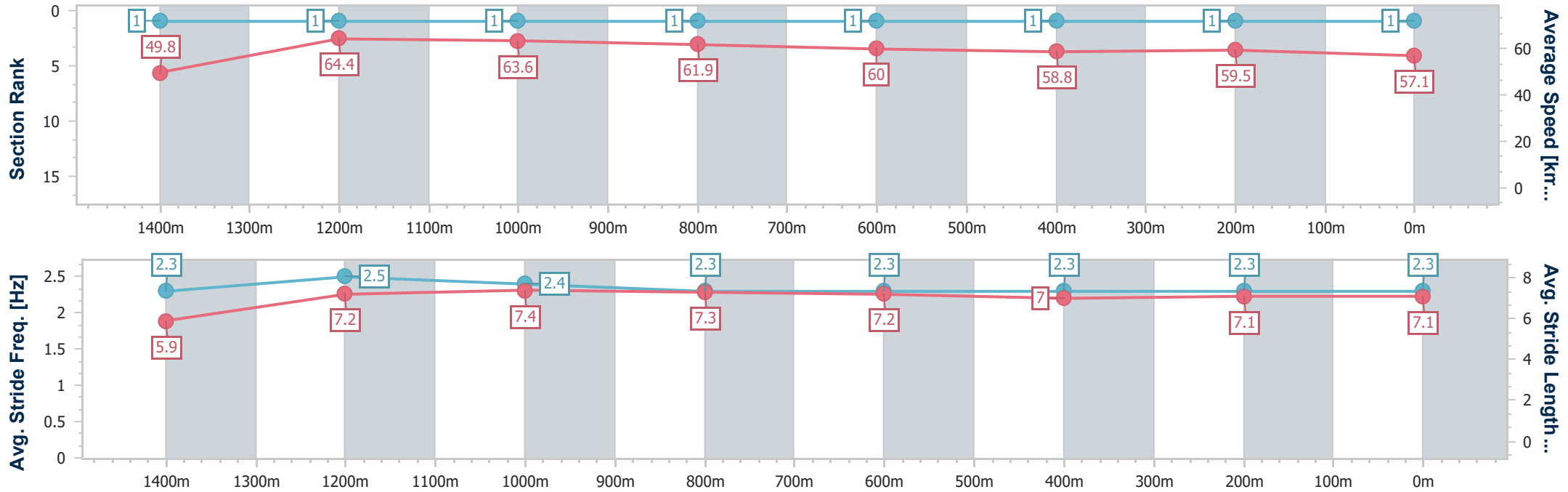
Mackay QLD Professional  
Race 7: QCWA SARINA BRANCH MEMBERS 0 - 55 Handicap - 1560m



05 September 2023 - 16:22

Track Rating: Good 4, Weather: Fine, Rail Position: +2m Entire

Section	Overall	1400m	1200m	1000m	800m	600m	400m	200m
Section Times	1:34.50 [1] (0:11.55)	1:22.95 [1] (0:11.28)	1:11.67 [1] (0:11.33)	1:00.34 [1] (0:11.63)	0:48.71 [1] (0:12.02)	0:36.69 [1] (0:12.02)	0:24.67 [1] (0:12.05)	0:12.62 [1] (0:12.62)
Average Speed [km/h]	49.8	64.4	63.6	61.9	60.0	58.8	59.5	57.1
Top Speed [km/h]	65.0	65.4	65.3	63.0	61.4	59.8	60.8	59.5
Avg. Dist. to Rail [m]	6.8	1.8	0.1	0.3	0.7	2.3	1.4	0.8
Avg. Stride Freq. [Hz]	2.3	2.5	2.4	2.3	2.3	2.3	2.3	2.3
Avg. Stride Length [m]	5.9	7.2	7.4	7.3	7.2	7.0	7.1	7.1



- [ ] Ranking at each section and finish
- .-.- No data available at this section
- NA No data available



Horse/Jockey Name	Doom Diva
Final Rank	2
Fastest Section Time (Section)	0:11.35 (1200m)
Top Speed [km/h] (Section)	64.6 (1200m)
Race State	Finished



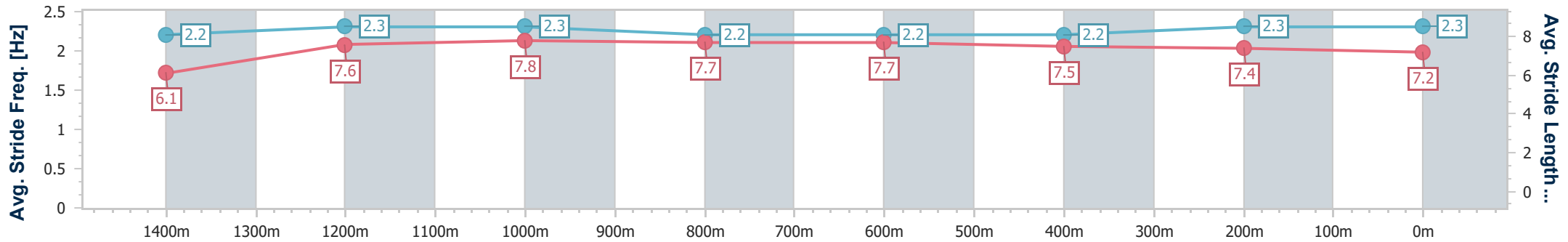
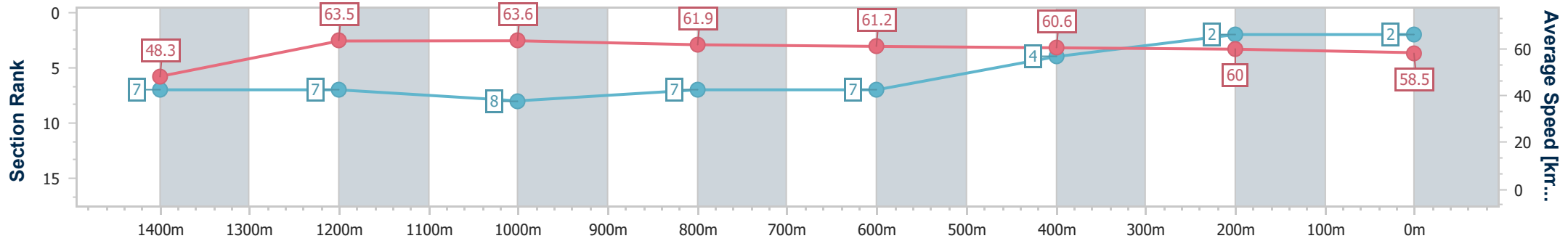
Mackay QLD Professional  
Race 7: QCWA SARINA BRANCH MEMBERS 0 - 55 Handicap - 1560m



05 September 2023 - 16:22

Track Rating: Good 4, Weather: Fine, Rail Position: +2m Entire

Section	Overall	1400m	1200m	1000m	800m	600m	400m	200m
Section Times	1:34.55 [2] (0:11.94)	1:22.61 [7] (0:11.44)	1:11.17 [7] (0:11.35)	0:59.82 [8] (0:11.69)	0:48.13 [7] (0:11.86)	0:36.27 [7] (0:11.93)	0:24.34 [4] (0:12.04)	0:12.30 [2] (0:12.30)
Average Speed [km/h]	48.3	63.5	63.6	61.9	61.2	60.6	60.0	58.5
Top Speed [km/h]	64.0	64.3	64.6	62.9	62.0	61.8	61.3	60.7
Avg. Dist. to Rail [m]	6.5	1.9	1.9	1.8	2.0	0.6	3.6	4.2
Avg. Stride Freq. [Hz]	2.2	2.3	2.3	2.2	2.2	2.2	2.3	2.3
Avg. Stride Length [m]	6.1	7.6	7.8	7.7	7.7	7.5	7.4	7.2



- [ ] Ranking at each section and finish
- .-.- No data available at this section
- NA No data available



Horse/Jockey Name	Anselmo
Final Rank	3
Fastest Section Time (Section)	0:11.36 (1200m)
Top Speed [km/h] (Section)	64.5 (1400m)
Race State	Finished



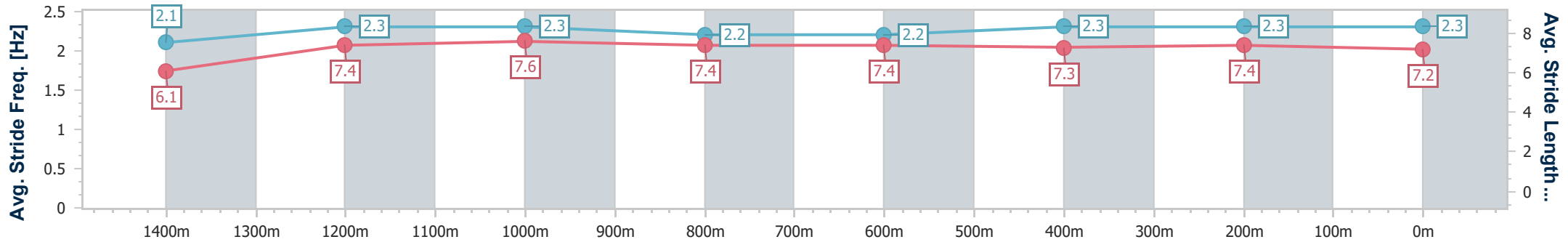
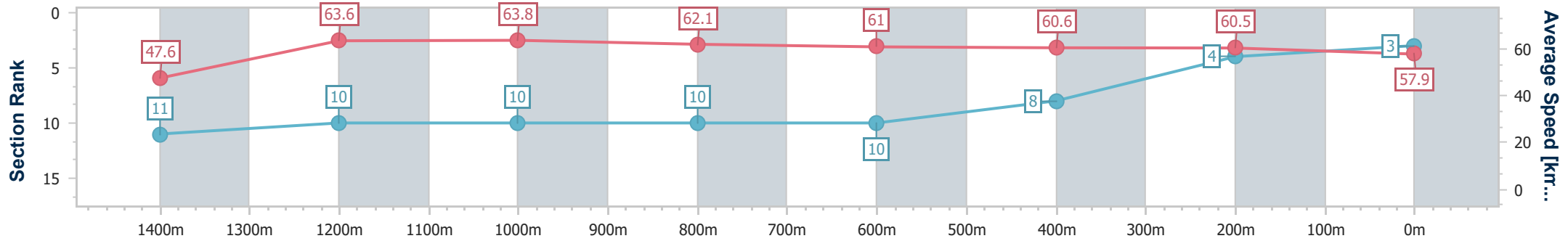
Mackay QLD Professional  
Race 7: QCWA SARINA BRANCH MEMBERS 0 - 55 Handicap - 1560m



05 September 2023 - 16:22

Track Rating: Good 4, Weather: Fine, Rail Position: +2m Entire

Section	Overall	1400m	1200m	1000m	800m	600m	400m	200m
Section Times	1:34.87 [3] (0:12.13)	1:22.74 [11] (0:11.43)	1:11.31 [10] (0:11.36)	0:59.95 [10] (0:11.66)	0:48.29 [10] (0:11.86)	0:36.43 [10] (0:11.99)	0:24.44 [8] (0:11.98)	0:12.46 [4] (0:12.46)
Average Speed [km/h]	47.6	63.6	63.8	62.1	61.0	60.6	60.5	57.9
Top Speed [km/h]	64.0	64.5	64.4	62.7	61.9	61.3	61.2	60.1
Avg. Dist. to Rail [m]	3.9	2.4	3.1	2.0	1.6	1.4	5.5	7.6
Avg. Stride Freq. [Hz]	2.1	2.3	2.3	2.2	2.2	2.3	2.3	2.3
Avg. Stride Length [m]	6.1	7.4	7.6	7.4	7.4	7.3	7.4	7.2



- [ ] Ranking at each section and finish
- .-.- No data available at this section
- NA No data available



Horse/Jockey Name	In Your Element
Final Rank	4
Fastest Section Time (Section)	0:11.29 (1400m)
Top Speed [km/h] (Section)	64.8 (1400m)
Race State	Finished



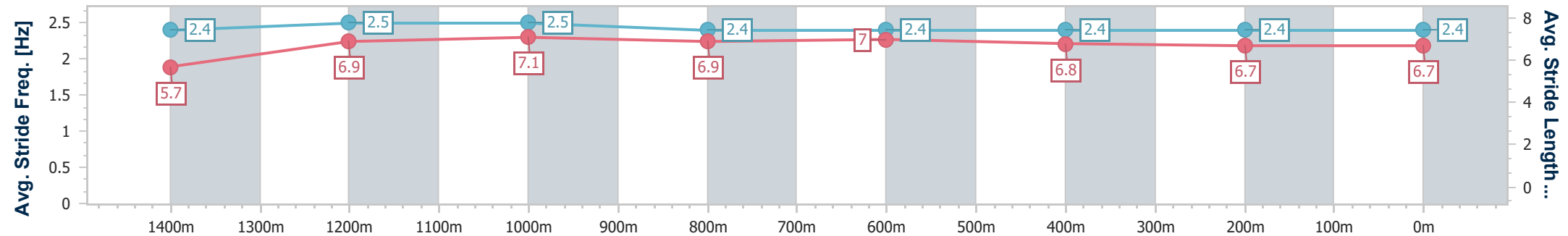
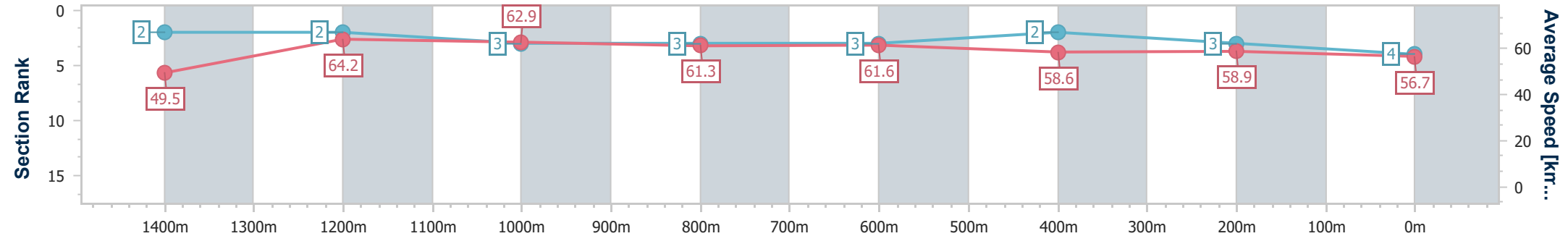
Mackay QLD Professional  
Race 7: QCWA SARINA BRANCH MEMBERS 0 - 55 Handicap - 1560m



05 September 2023 - 16:22

Track Rating: Good 4, Weather: Fine, Rail Position: +2m Entire

Section	Overall	1400m	1200m	1000m	800m	600m	400m	200m					
Section Times	1:34.98 [4] (0:11.62)	1:23.36 [2] (0:11.29)	1:12.07 [2] (0:11.46)	1:00.61 [3] (0:11.77)	0:48.84 [3] (0:11.71)	0:37.13 [3] (0:12.19)	0:24.94 [2] (0:12.23)	0:12.71 [3] (0:12.71)					
Average Speed [km/h]	49.5	64.2	62.9	61.3	61.6	58.6	58.9	56.7					
Top Speed [km/h]	63.8	64.8	64.6	62.8	62.9	59.3	59.9	59.5					
Avg. Dist. to Rail [m]	0.9	1.1	1.2	1.1	0.8	0.9	1.8	2.9					
Avg. Stride Freq. [Hz]	2.4	2.5	2.5	2.4	2.4	2.4	2.4	2.4					
Avg. Stride Length [m]	5.7	6.9	7.1	6.9	7.0	6.8	6.7	6.7					



- [ ] Ranking at each section and finish
- .-.- No data available at this section
- NA No data available





Horse/Jockey Name	Sizzling Samurai
Final Rank	5
Fastest Section Time (Section)	0:11.33 (1400m)
Top Speed [km/h] (Section)	65.8 (1200m)
Race State	Finished



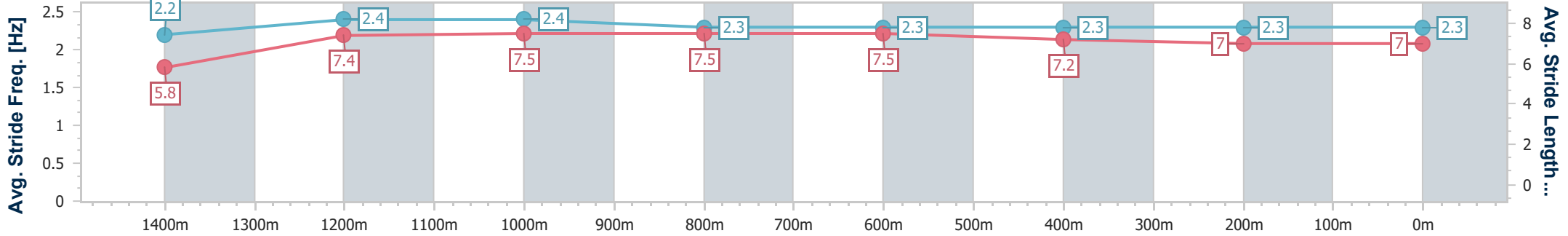
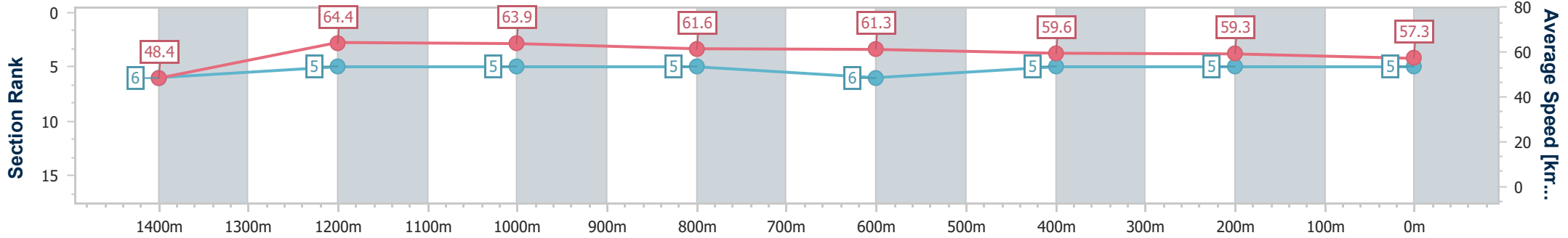
Mackay QLD Professional  
Race 7: QCWA SARINA BRANCH MEMBERS 0 - 55 Handicap - 1560m



05 September 2023 - 16:22

Track Rating: Good 4, Weather: Fine, Rail Position: +2m Entire

Section	Overall	1400m	1200m	1000m	800m	600m	400m	200m
Section Times	1:35.02 [5] (0:11.88)	1:23.14 [6] (0:11.33)	1:11.81 [5] (0:11.33)	1:00.48 [5] (0:11.78)	0:48.70 [5] (0:11.84)	0:36.86 [6] (0:12.09)	0:24.77 [5] (0:12.20)	0:12.57 [5] (0:12.57)
Average Speed [km/h]	48.4	64.4	63.9	61.6	61.3	59.6	59.3	57.3
Top Speed [km/h]	63.7	64.8	65.8	63.0	62.4	60.5	60.4	59.1
Avg. Dist. to Rail [m]	4.4	2.7	2.5	2.8	3.0	0.5	4.0	6.2
Avg. Stride Freq. [Hz]	2.2	2.4	2.4	2.3	2.3	2.3	2.3	2.3
Avg. Stride Length [m]	5.8	7.4	7.5	7.5	7.5	7.2	7.0	7.0



- [ ] Ranking at each section and finish
- .-.- No data available at this section
- NA No data available



Horse/Jockey Name	Pluckercarn
Final Rank	6
Fastest Section Time (Section)	0:11.43 (1000m)
Top Speed [km/h] (Section)	64.6 (1400m)
Race State	Finished



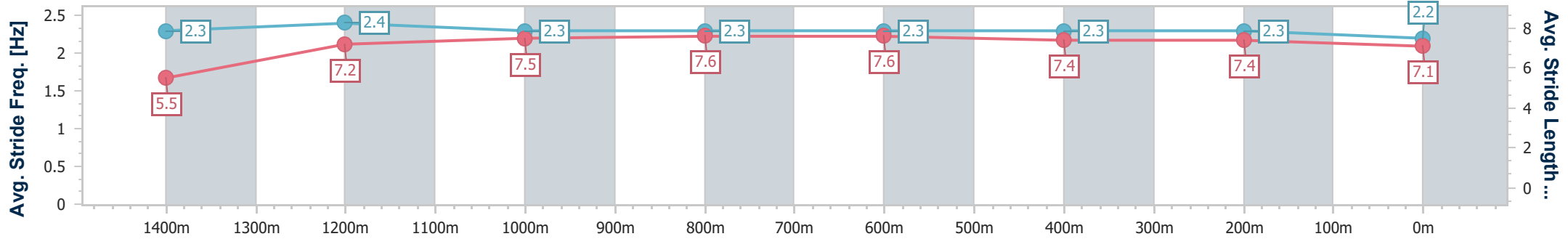
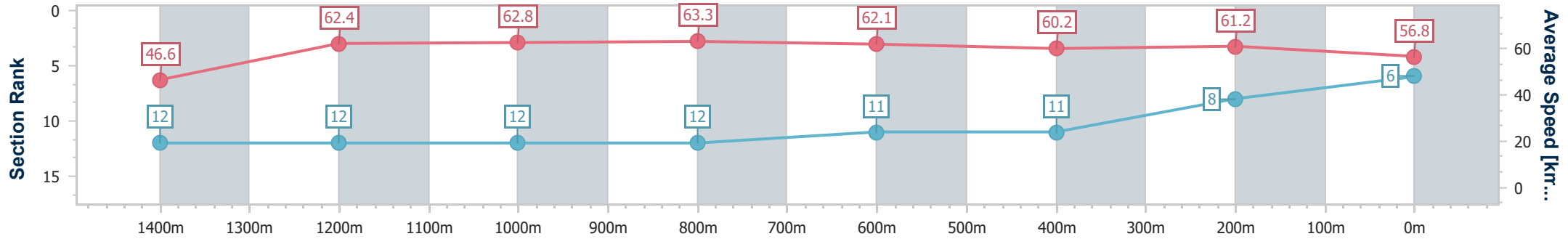
Mackay QLD Professional  
Race 7: QCWA SARINA BRANCH MEMBERS 0 - 55 Handicap - 1560m



05 September 2023 - 16:22

Track Rating: Good 4, Weather: Fine, Rail Position: +2m Entire

Section	Overall	1400m	1200m	1000m	800m	600m	400m	200m
Section Times	1:35.22 [6] (0:12.36)	1:22.86 [12] (0:11.67)	1:11.19 [12] (0:11.47)	0:59.72 [12] (0:11.43)	0:48.29 [12] (0:11.65)	0:36.64 [11] (0:12.10)	0:24.54 [11] (0:11.85)	0:12.69 [8] (0:12.69)
Average Speed [km/h]	46.6	62.4	62.8	63.3	62.1	60.2	61.2	56.8
Top Speed [km/h]	59.6	64.6	63.4	63.8	63.1	61.7	62.6	59.2
Avg. Dist. to Rail [m]	3.0	1.9	1.2	1.3	1.7	1.5	5.0	5.1
Avg. Stride Freq. [Hz]	2.3	2.4	2.3	2.3	2.3	2.3	2.3	2.2
Avg. Stride Length [m]	5.5	7.2	7.5	7.6	7.6	7.4	7.4	7.1



- [ ] Ranking at each section and finish
- .-.- No data available at this section
- NA No data available



Horse/Jockey Name	Ruffin' It
Final Rank	7
Fastest Section Time (Section)	0:11.34 (1200m)
Top Speed [km/h] (Section)	65.5 (1400m)
Race State	Finished



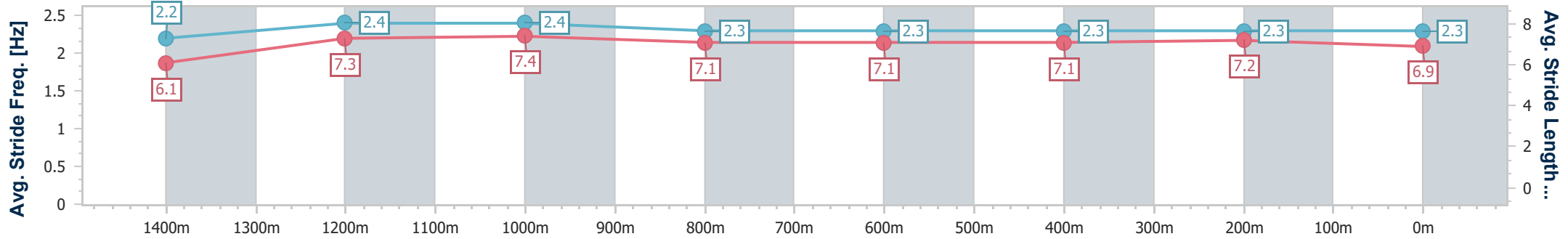
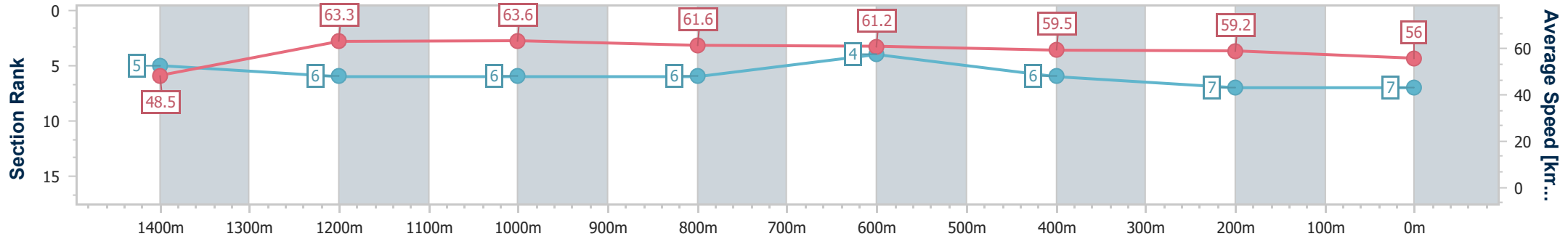
Mackay QLD Professional  
Race 7: QCWA SARINA BRANCH MEMBERS 0 - 55 Handicap - 1560m



05 September 2023 - 16:22

Track Rating: Good 4, Weather: Fine, Rail Position: +2m Entire

Section	Overall	1400m	1200m	1000m	800m	600m	400m	200m
Section Times	1:35.36 [7] (0:11.86)	1:23.50 [5] (0:11.45)	1:12.05 [6] (0:11.34)	1:00.71 [6] (0:11.70)	0:49.01 [6] (0:11.77)	0:37.24 [4] (0:12.19)	0:25.05 [6] (0:12.18)	0:12.87 [7] (0:12.87)
Average Speed [km/h]	48.5	63.3	63.6	61.6	61.2	59.5	59.2	56.0
Top Speed [km/h]	62.6	65.5	65.5	62.4	61.9	60.1	59.6	58.8
Avg. Dist. to Rail [m]	1.9	1.2	1.1	0.7	0.6	0.7	2.8	2.4
Avg. Stride Freq. [Hz]	2.2	2.4	2.4	2.3	2.3	2.3	2.3	2.3
Avg. Stride Length [m]	6.1	7.3	7.4	7.1	7.1	7.1	7.2	6.9



- [ ] Ranking at each section and finish
- .-.- No data available at this section
- NA No data available



Horse/Jockey Name	Elviare
Final Rank	8
Fastest Section Time (Section)	0:11.36 (1400m)
Top Speed [km/h] (Section)	65.2 (1400m)
Race State	Finished



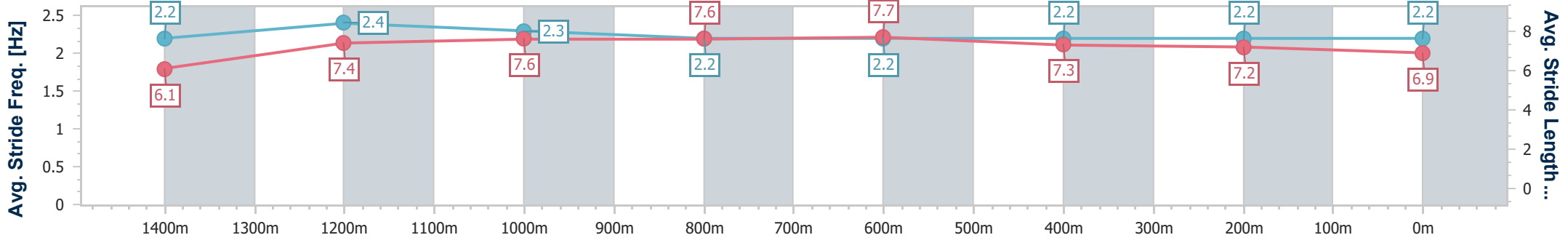
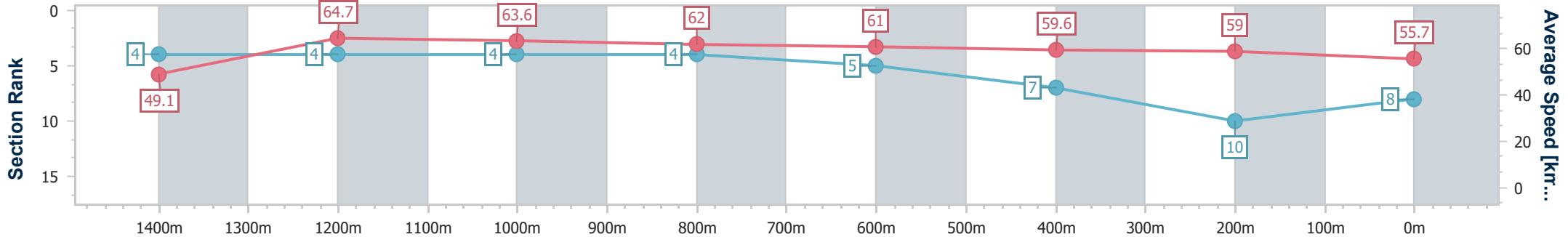
Mackay QLD Professional  
Race 7: QCWA SARINA BRANCH MEMBERS 0 - 55 Handicap - 1560m



05 September 2023 - 16:22

Track Rating: Good 4, Weather: Fine, Rail Position: +2m Entire

Section	Overall	1400m	1200m	1000m	800m	600m	400m	200m
Section Times	1:35.65 [8] (0:11.77)	1:23.88 [4] (0:11.36)	1:12.52 [4] (0:11.39)	1:01.13 [4] (0:11.72)	0:49.41 [4] (0:11.89)	0:37.52 [5] (0:12.29)	0:25.23 [7] (0:12.29)	0:12.94 [10] (0:12.94)
Average Speed [km/h]	49.1	64.7	63.6	62.0	61.0	59.6	59.0	55.7
Top Speed [km/h]	65.1	65.2	65.1	62.8	61.9	60.2	59.8	58.6
Avg. Dist. to Rail [m]	8.3	4.0	3.1	2.7	2.8	2.2	6.4	7.7
Avg. Stride Freq. [Hz]	2.2	2.4	2.3	2.2	2.2	2.2	2.2	2.2
Avg. Stride Length [m]	6.1	7.4	7.6	7.6	7.7	7.3	7.2	6.9



- [ ] Ranking at each section and finish
- .-.- No data available at this section
- NA No data available



Horse/Jockey Name	Bold Zip
Final Rank	9
Fastest Section Time (Section)	0:11.25 (1200m)
Top Speed [km/h] (Section)	66.1 (1200m)
Race State	Finished



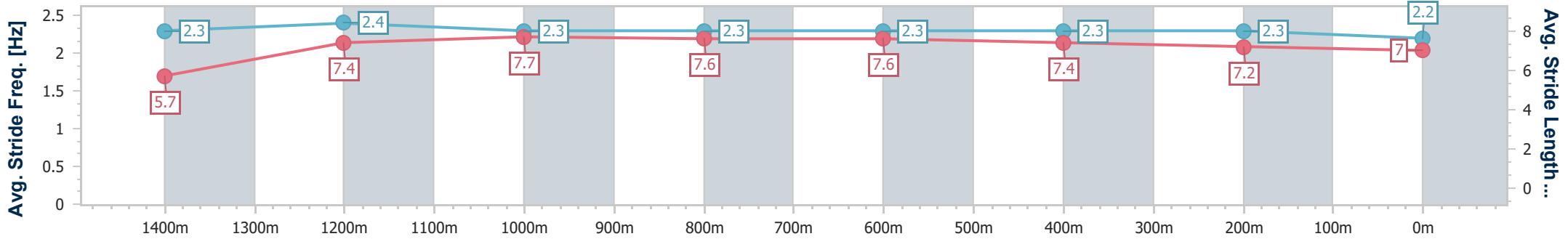
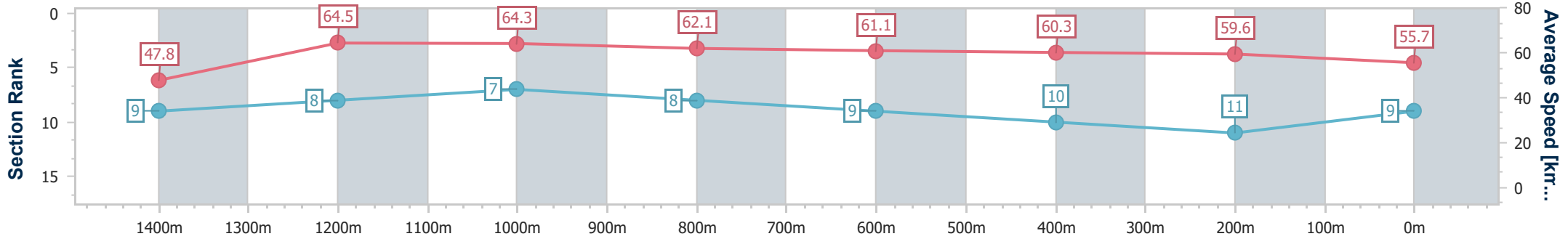
Mackay QLD Professional  
Race 7: QCWA SARINA BRANCH MEMBERS 0 - 55 Handicap - 1560m



05 September 2023 - 16:22

Track Rating: Good 4, Weather: Fine, Rail Position: +2m Entire

Section	Overall	1400m	1200m	1000m	800m	600m	400m	200m
Section Times	1:35.70 [9] (0:12.05)	1:23.65 [9] (0:11.41)	1:12.24 [8] (0:11.25)	1:00.99 [7] (0:11.75)	0:49.24 [8] (0:11.93)	0:37.31 [9] (0:12.22)	0:25.09 [10] (0:12.16)	0:12.93 [11] (0:12.93)
Average Speed [km/h]	47.8	64.5	64.3	62.1	61.1	60.3	59.6	55.7
Top Speed [km/h]	64.1	65.8	66.1	62.4	62.1	61.0	60.3	59.4
Avg. Dist. to Rail [m]	5.2	3.9	3.3	3.5	4.1	2.7	6.5	8.4
Avg. Stride Freq. [Hz]	2.3	2.4	2.3	2.3	2.3	2.3	2.3	2.2
Avg. Stride Length [m]	5.7	7.4	7.7	7.6	7.6	7.4	7.2	7.0



- [ ] Ranking at each section and finish
- .-.- No data available at this section
- NA No data available



Horse/Jockey Name	Not A Fat Boy
Final Rank	10
Fastest Section Time (Section)	0:11.32 (1200m)
Top Speed [km/h] (Section)	64.3 (1200m)
Race State	Finished



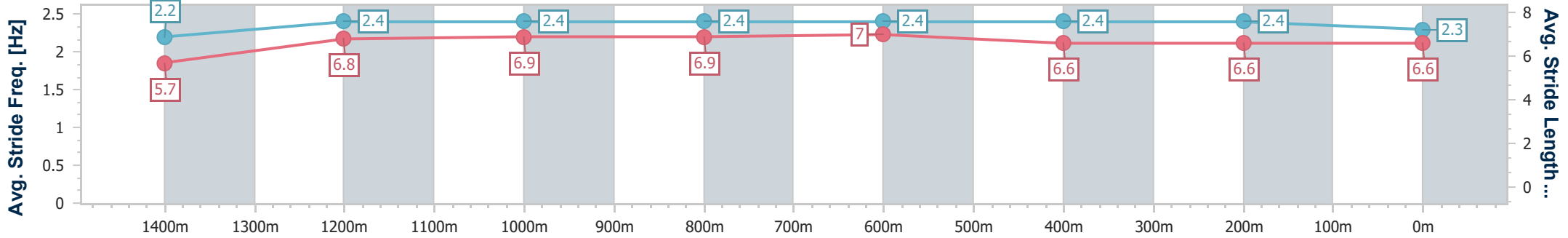
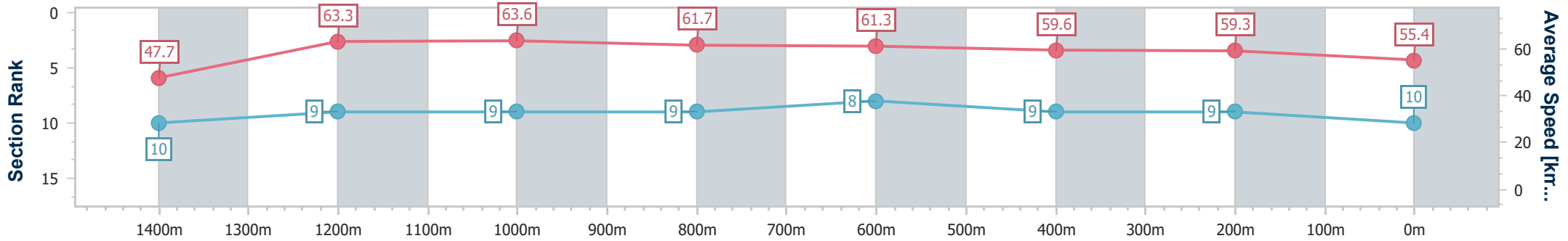
Mackay QLD Professional  
Race 7: QCWA SARINA BRANCH MEMBERS 0 - 55 Handicap - 1560m



05 September 2023 - 16:22

Track Rating: Good 4, Weather: Fine, Rail Position: +2m Entire

Section	Overall	1400m	1200m	1000m	800m	600m	400m	200m
Section Times	1:35.70 [10] (0:12.10)	1:23.60 [10] (0:11.44)	1:12.16 [9] (0:11.32)	1:00.84 [9] (0:11.72)	0:49.12 [9] (0:11.75)	0:37.37 [8] (0:12.16)	0:25.21 [9] (0:12.19)	0:13.02 [9] (0:13.02)
Average Speed [km/h]	47.7	63.3	63.6	61.7	61.3	59.6	59.3	55.4
Top Speed [km/h]	63.6	64.1	64.3	62.4	62.2	61.0	60.0	58.6
Avg. Dist. to Rail [m]	1.8	1.3	1.0	0.9	0.6	0.9	3.6	4.9
Avg. Stride Freq. [Hz]	2.2	2.4	2.4	2.4	2.4	2.4	2.4	2.3
Avg. Stride Length [m]	5.7	6.8	6.9	6.9	7.0	6.6	6.6	6.6



- [ ] Ranking at each section and finish
- .-.- No data available at this section
- NA No data available



Horse/Jockey Name	Pretty As
Final Rank	11
Fastest Section Time (Section)	0:11.20 (1200m)
Top Speed [km/h] (Section)	67.7 (1400m)
Race State	Finished



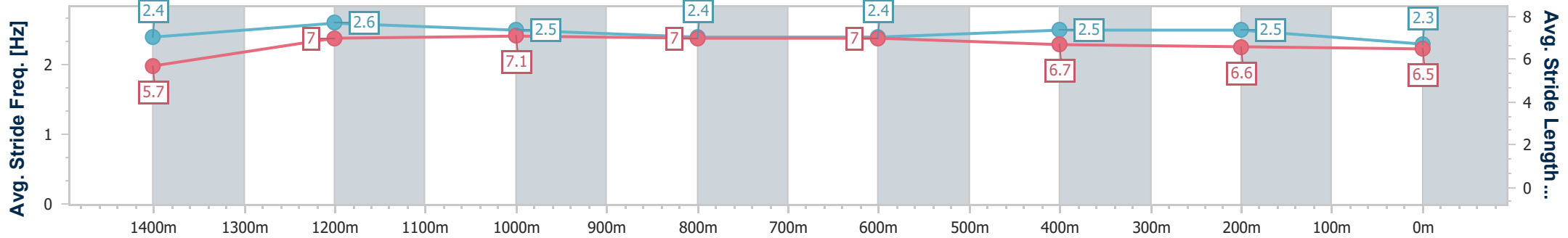
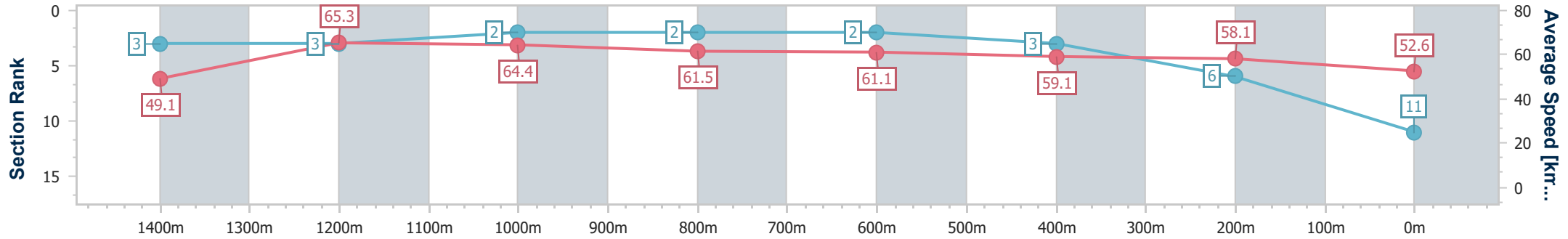
Mackay QLD Professional  
Race 7: QCWA SARINA BRANCH MEMBERS 0 - 55 Handicap - 1560m



05 September 2023 - 16:22

Track Rating: Good 4, Weather: Fine, Rail Position: +2m Entire

Section	Overall	1400m	1200m	1000m	800m	600m	400m	200m
Section Times	1:36.16 [11] (0:11.73)	1:24.43 [3] (0:11.32)	1:13.11 [3] (0:11.20)	1:01.91 [2] (0:11.75)	0:50.16 [2] (0:11.83)	0:38.33 [2] (0:12.24)	0:26.09 [3] (0:12.42)	0:13.67 [6] (0:13.67)
Average Speed [km/h]	49.1	65.3	64.4	61.5	61.1	59.1	58.1	52.6
Top Speed [km/h]	67.7	67.7	67.1	62.5	62.4	60.5	59.4	57.2
Avg. Dist. to Rail [m]	9.1	4.9	1.3	1.4	0.9	0.8	1.9	3.6
Avg. Stride Freq. [Hz]	2.4	2.6	2.5	2.4	2.4	2.5	2.5	2.3
Avg. Stride Length [m]	5.7	7.0	7.1	7.0	7.0	6.7	6.6	6.5



- [ ] Ranking at each section and finish
- .-.- No data available at this section
- NA No data available



Horse/Jockey Name	Sand And Ocean
Final Rank	12
Fastest Section Time (Section)	0:11.44 (1200m)
Top Speed [km/h] (Section)	64.1 (1200m)
Race State	Finished



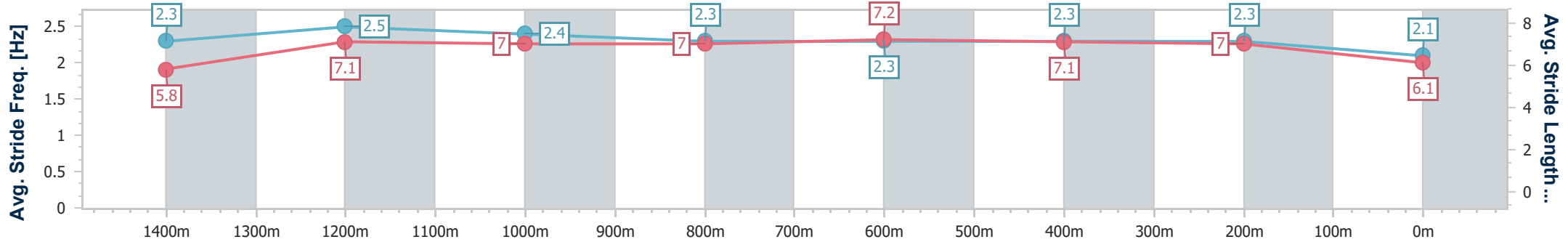
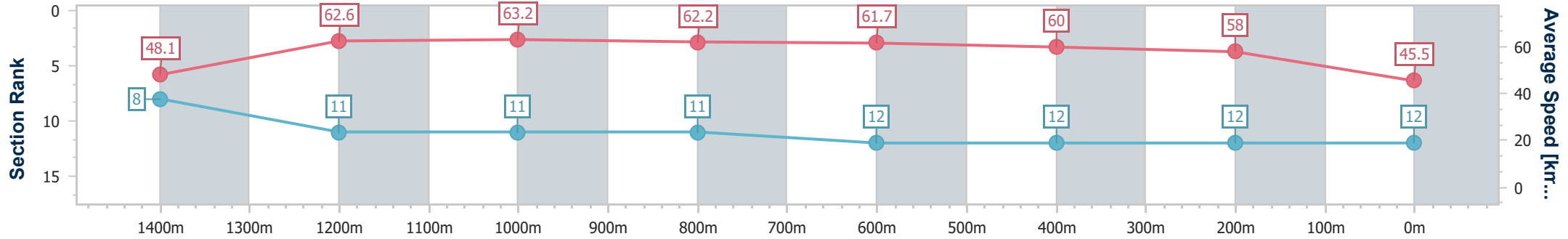
Mackay QLD Professional  
Race 7: QCWA SARINA BRANCH MEMBERS 0 - 55 Handicap - 1560m



05 September 2023 - 16:22

Track Rating: Good 4, Weather: Fine, Rail Position: +2m Entire

Section	Overall	1400m	1200m	1000m	800m	600m	400m	200m
Section Times	1:39.19 [12] (0:11.98)	1:27.21 [8] (0:11.75)	1:15.46 [11] (0:11.44)	1:04.02 [11] (0:11.68)	0:52.34 [11] (0:11.76)	0:40.58 [12] (0:12.22)	0:28.36 [12] (0:12.52)	0:15.84 [12] (0:15.84)
Average Speed [km/h]	48.1	62.6	63.2	62.2	61.7	60.0	58.0	45.5
Top Speed [km/h]	62.0	63.4	64.1	63.4	62.6	61.3	59.2	55.5
Avg. Dist. to Rail [m]	10.0	4.1	2.5	2.5	2.4	2.3	5.8	3.8
Avg. Stride Freq. [Hz]	2.3	2.5	2.4	2.3	2.3	2.3	2.3	2.1
Avg. Stride Length [m]	5.8	7.1	7.0	7.0	7.2	7.1	7.0	6.1



- [ ] Ranking at each section and finish
- .-.- No data available at this section
- NA No data available