



# Mackay QLD Professional

## Race 6: QCWA PRESIDENTS CUP BM70 Handicap - 1560m



MACKAY TURF CLUB  
Ooralea Racecourse

05 September 2023 - 15:45

Track Rating: Good 4, Weather: Fine, Rail Position: +2m Entire

Section	Field Times	Overall	1400m	1200m	1000m	800m	600m	400m	Last 600m				
		1:35.07 (0:11.86)	1:23.21 (0:12.45)	1:10.76 (0:12.50)	0:58.26 (0:12.06)	0:46.20 (0:11.48)	0:34.72 (0:11.72)	0:23.00 (0:11.28)	0:34.72				
Rank	TAB Horse/Jockey	Barrier	Top Speed [km/h]	Fastest Section					Distance Travelled [m]				
1	5 CLASS OF ROYALTY Ryan Wiggins	6	65.8 400m	0:11.21 400m	1:35.07 [1] (0:11.94)	1:23.13 [2] (0:12.50)	1:10.63 [2] (0:12.50)	0:58.13 [2] (0:12.05)	0:46.08 [2] (0:11.47)	0:34.61 [2] (0:11.74)	0:22.87 [2] (0:11.21)	0:34.61	
2	1 SVINDAL Brooke Johnson	7	66.5 400m	0:11.28 400m	1:35.09 [2] (0:12.25)	1:22.84 [5] (0:12.66)	1:10.18 [5] (0:12.14)	0:58.04 [3] (0:11.82)	0:46.22 [1] (0:11.48)	0:34.74 [1] (0:11.72)	0:23.02 [1] (0:11.28)	0:34.74	-3
3	6 STARHATTAN Justin Stanley	5	65.7 400m	0:11.21 400m	1:35.28 [3] (0:12.06)	1:23.22 [3] (0:12.65)	1:10.57 [3] (0:12.48)	0:58.09 [4] (0:12.16)	0:45.93 [4] (0:11.49)	0:34.44 [4] (0:11.56)	0:22.88 [4] (0:11.21)	0:34.44	-3
4	7 ZOUY'S COMET Adam Sewell	4	66.3 400m	0:11.18 400m	1:35.44 [4] (0:12.23)	1:23.21 [4] (0:12.55)	1:10.66 [4] (0:12.47)	0:58.19 [5] (0:12.19)	0:46.00 [5] (0:11.51)	0:34.49 [5] (0:11.64)	0:22.85 [6] (0:11.18)	0:34.49	-8
5	8 SHADOW GODDESS Warwick Satherley	2	67.1 400m	0:11.05 400m	1:35.51 [5] (0:12.48)	1:23.03 [7] (0:12.60)	1:10.43 [6] (0:12.43)	0:58.00 [7] (0:12.14)	0:45.86 [8] (0:11.54)	0:34.32 [8] (0:11.54)	0:22.78 [7] (0:11.05)	0:34.32	-5
6	4 SUCH A WHIT Tahlia Fenlon	8	66.5 400m	0:11.18 400m	1:35.77 [6] (0:12.42)	1:23.35 [6] (0:12.67)	1:10.68 [7] (0:12.29)	0:58.39 [6] (0:12.10)	0:46.29 [6] (0:11.48)	0:34.81 [6] (0:11.59)	0:23.22 [5] (0:11.18)	0:34.81	+2
7	3 SRINI Chris Whiteley	1	64.9 400m	0:11.39 400m	1:35.85 [7] (0:11.86)	1:23.99 [1] (0:12.45)	1:11.54 [1] (0:12.50)	0:59.04 [1] (0:12.21)	0:46.83 [3] (0:11.62)	0:35.21 [3] (0:11.66)	0:23.55 [3] (0:11.39)	0:35.21	-9
8	2 ROCK 'N' SOL Erin Molloy	10	66.3 400m	0:11.14 400m	1:35.87 [8] (0:12.87)	1:23.00 [9] (0:12.59)	1:10.41 [9] (0:12.40)	0:58.01 [9] (0:12.10)	0:45.91 [9] (0:11.47)	0:34.44 [9] (0:11.68)	0:22.76 [9] (0:11.14)	0:34.44	-1
9	10 HUNUA HANK Tessa Townsend	3	64.2 400m	0:11.56 400m	1:36.75 [9] (0:12.60)	1:24.15 [8] (0:12.62)	1:11.53 [8] (0:12.32)	0:59.21 [8] (0:11.99)	0:47.22 [7] (0:11.61)	0:35.61 [7] (0:11.92)	0:23.69 [8] (0:11.56)	0:35.61	-2

Scratched: In Your Element (#9)

[ ] Ranking at each section and finish  
-:--:-- No data available at this section  
NA No data available

SCN Saddle cloth number  
DNF Did not finish  
DNT Did not track



# Mackay QLD Professional

## Race 6: QCWA PRESIDENTS CUP BM70 Handicap - 1560m



MACKAY TURF CLUB  
Ooralea Racecourse

05 September 2023 - 15:45

Track Rating: Good 4, Weather: Fine, Rail Position: +2m Entire

Section				200m				Last 600m	
Field Times				0:11.72 (0:11.72)				0:34.72	
Rank	TAB	Horse/Jockey	Barrier	Top Speed [km/h]	Fastest Section	Margin			Distance Travelled [m]
1	5	<b>CLASS OF ROYALTY</b> Ryan Wiggins	6	65.8 400m	0:11.21 400m	0:11.66 [2] (0:11.66)	1:35.07		0:34.61
2	1	<b>SVINDAL</b> Brooke Johnson	7	66.5 400m	0:11.28 400m	0:11.74 [1] (0:11.74)	0.1L		0:34.74 -3
3	6	<b>STARHATTAN</b> Justin Stanley	5	65.7 400m	0:11.21 400m	0:11.67 [3] (0:11.67)	1.4L		0:34.44 -3
4	7	<b>ZOUY'S COMET</b> Adam Sewell	4	66.3 400m	0:11.18 400m	0:11.67 [6] (0:11.67)	2.2L		0:34.49 -8
5	8	<b>SHADOW GODDESS</b> Warwick Satherley	2	67.1 400m	0:11.05 400m	0:11.73 [7] (0:11.73)	2.5L		0:34.32 -5
6	4	<b>SUCH A WHIT</b> Tahlia Fenlon	8	66.5 400m	0:11.18 400m	0:12.04 [5] (0:12.04)	4L		0:34.81 +2
7	3	<b>SRINI</b> Chris Whiteley	1	64.9 400m	0:11.39 400m	0:12.16 [4] (0:12.16)	4.4L		0:35.21 -9
8	2	<b>ROCK 'N' SOL</b> Erin Molloy	10	66.3 400m	0:11.14 400m	0:11.62 [8] (0:11.62)	4.5L		0:34.44 -1
9	10	<b>HUNUA HANK</b> Tessa Townsend	3	64.2 400m	0:11.56 400m	0:12.13 [9] (0:12.13)	9.5L		0:35.61 -2

Scratched: In Your Element (#9)



Horse/Jockey Name	Class Of Royalty
Final Rank	1
Fastest Section Time (Section)	0:11.21 (400m)
Top Speed [km/h] (Section)	65.8 (400m)
Race State	Finished



### Mackay QLD Professional

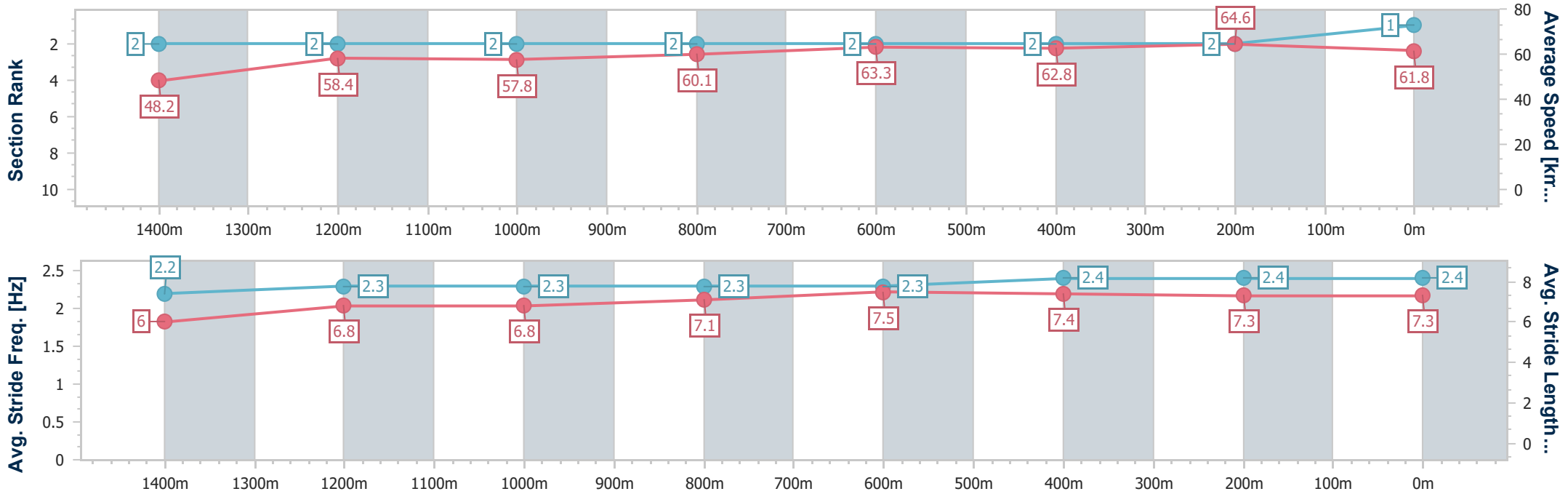
Race 6: QCWA PRESIDENTS CUP BM70 Handicap - 1560m

05 September 2023 - 15:45

Track Rating: Good 4, Weather: Fine, Rail Position: +2m Entire



Section	Overall	1400m	1200m	1000m	800m	600m	400m	200m
Section Times	1:35.07 [1] (0:11.94)	1:23.13 [2] (0:12.50)	1:10.63 [2] (0:12.50)	0:58.13 [2] (0:12.05)	0:46.08 [2] (0:11.47)	0:34.61 [2] (0:11.74)	0:22.87 [2] (0:11.21)	0:11.66 [2] (0:11.66)
Average Speed [km/h]	48.2	58.4	57.8	60.1	63.3	62.8	64.6	61.8
Top Speed [km/h]	60.1	60.4	58.6	62.0	65.3	65.4	65.8	65.1
Avg. Dist. to Rail [m]	6.0	2.6	2.0	2.0	2.0	3.4	3.3	3.9
Avg. Stride Freq. [Hz]	2.2	2.3	2.3	2.3	2.3	2.4	2.4	2.4
Avg. Stride Length [m]	6.0	6.8	6.8	7.1	7.5	7.4	7.3	7.3



- [ ] Ranking at each section and finish
- .-.-.- No data available at this section
- NA No data available



Horse/Jockey Name	Svindal
Final Rank	2
Fastest Section Time (Section)	0:11.28 (400m)
Top Speed [km/h] (Section)	66.5 (400m)
Race State	Finished



### Mackay QLD Professional

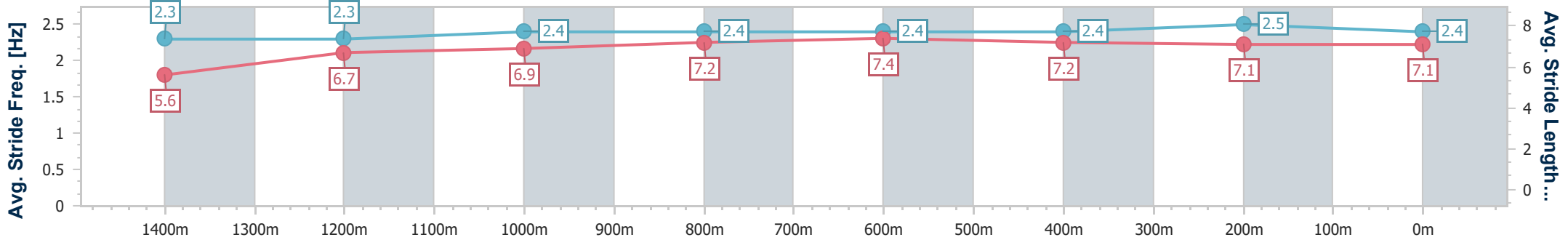
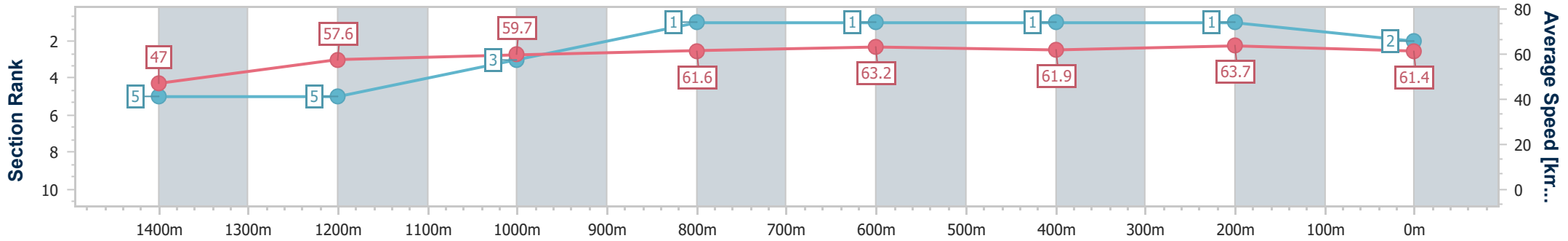
Race 6: QCWA PRESIDENTS CUP BM70 Handicap - 1560m

05 September 2023 - 15:45

Track Rating: Good 4, Weather: Fine, Rail Position: +2m Entire



Section	Overall	1400m	1200m	1000m	800m	600m	400m	200m
Section Times	1:35.09 [2] (0:12.25)	1:22.84 [5] (0:12.66)	1:10.18 [5] (0:12.14)	0:58.04 [3] (0:11.82)	0:46.22 [1] (0:11.48)	0:34.74 [1] (0:11.72)	0:23.02 [1] (0:11.28)	0:11.74 [1] (0:11.74)
Average Speed [km/h]	47.0	57.6	59.7	61.6	63.2	61.9	63.7	61.4
Top Speed [km/h]	59.2	58.9	60.9	63.8	64.4	63.0	66.5	64.3
Avg. Dist. to Rail [m]	5.9	2.5	2.9	3.5	3.0	0.9	1.0	2.1
Avg. Stride Freq. [Hz]	2.3	2.3	2.4	2.4	2.4	2.4	2.5	2.4
Avg. Stride Length [m]	5.6	6.7	6.9	7.2	7.4	7.2	7.1	7.1



- [ ] Ranking at each section and finish
- .-.-.- No data available at this section
- NA No data available



Horse/Jockey Name	Starhattan
Final Rank	3
Fastest Section Time (Section)	0:11.21 (400m)
Top Speed [km/h] (Section)	65.7 (400m)
Race State	Finished



### Mackay QLD Professional

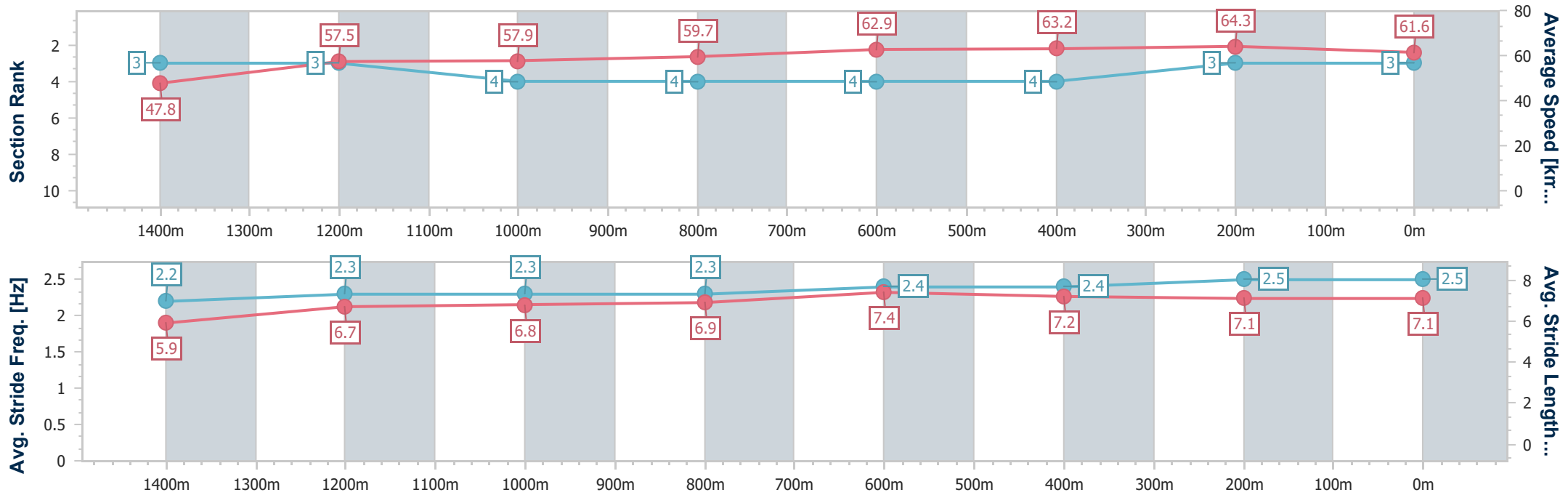
Race 6: QCWA PRESIDENTS CUP BM70 Handicap - 1560m

05 September 2023 - 15:45

Track Rating: Good 4, Weather: Fine, Rail Position: +2m Entire



Section	Overall	1400m	1200m	1000m	800m	600m	400m	200m
Section Times	1:35.28 [3] (0:12.06)	1:23.22 [3] (0:12.65)	1:10.57 [3] (0:12.48)	0:58.09 [4] (0:12.16)	0:45.93 [4] (0:11.49)	0:34.44 [4] (0:11.56)	0:22.88 [4] (0:11.21)	0:11.67 [3] (0:11.67)
Average Speed [km/h]	47.8	57.5	57.9	59.7	62.9	63.2	64.3	61.6
Top Speed [km/h]	58.3	58.7	59.4	61.7	65.1	64.3	65.7	65.2
Avg. Dist. to Rail [m]	4.4	2.4	2.2	1.8	2.2	1.8	1.7	4.2
Avg. Stride Freq. [Hz]	2.2	2.3	2.3	2.3	2.4	2.4	2.5	2.5
Avg. Stride Length [m]	5.9	6.7	6.8	6.9	7.4	7.2	7.1	7.1



- [ ] Ranking at each section and finish
- .-.-.- No data available at this section
- NA No data available



Horse/Jockey Name	Zouy's Comet
Final Rank	4
Fastest Section Time (Section)	0:11.18 (400m)
Top Speed [km/h] (Section)	66.3 (400m)
Race State	Finished



### Mackay QLD Professional

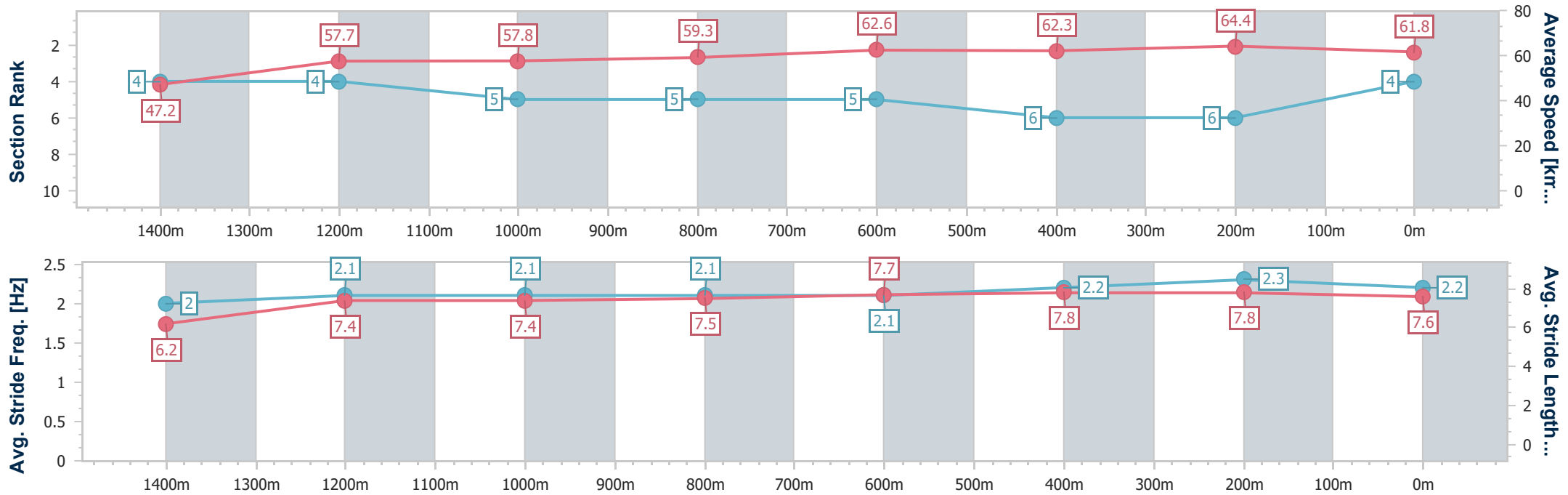
Race 6: QCWA PRESIDENTS CUP BM70 Handicap - 1560m

05 September 2023 - 15:45

Track Rating: Good 4, Weather: Fine, Rail Position: +2m Entire



Section	Overall	1400m	1200m	1000m	800m	600m	400m	200m
Section Times	1:35.44 [4] (0:12.23)	1:23.21 [4] (0:12.55)	1:10.66 [4] (0:12.47)	0:58.19 [5] (0:12.19)	0:46.00 [5] (0:11.51)	0:34.49 [5] (0:11.64)	0:22.85 [6] (0:11.18)	0:11.67 [6] (0:11.67)
Average Speed [km/h]	47.2	57.7	57.8	59.3	62.6	62.3	64.4	61.8
Top Speed [km/h]	58.6	58.7	59.1	61.7	63.4	63.6	66.3	66.2
Avg. Dist. to Rail [m]	3.2	1.1	0.9	0.7	0.6	0.8	3.2	5.8
Avg. Stride Freq. [Hz]	2.0	2.1	2.1	2.1	2.1	2.2	2.3	2.2
Avg. Stride Length [m]	6.2	7.4	7.4	7.5	7.7	7.8	7.8	7.6



- [ ] Ranking at each section and finish
- .-.-.- No data available at this section
- NA No data available



Horse/Jockey Name	Shadow Goddess
Final Rank	5
Fastest Section Time (Section)	0:11.05 (400m)
Top Speed [km/h] (Section)	67.1 (400m)
Race State	Finished



### Mackay QLD Professional

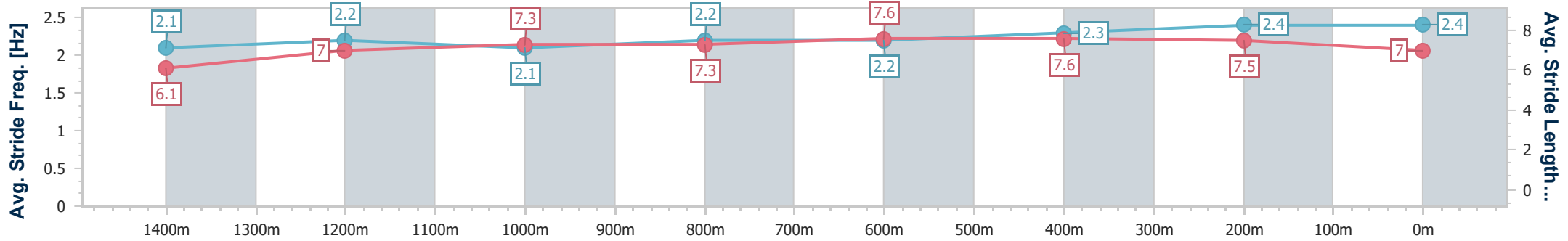
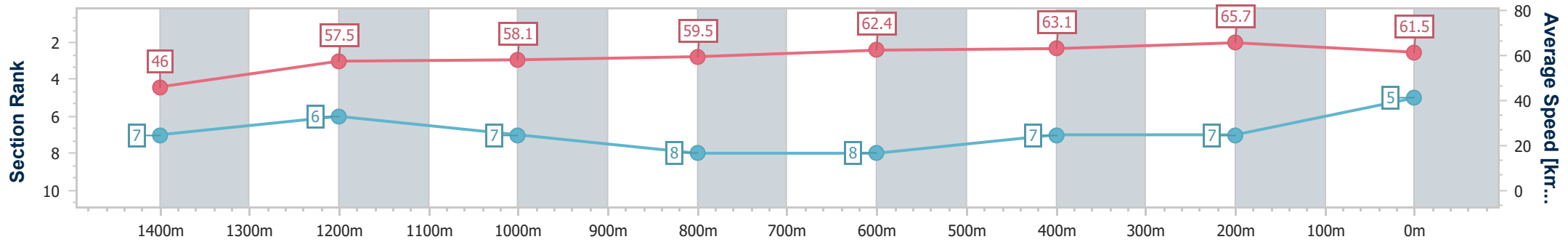
Race 6: QCWA PRESIDENTS CUP BM70 Handicap - 1560m

05 September 2023 - 15:45

Track Rating: Good 4, Weather: Fine, Rail Position: +2m Entire



Section	Overall	1400m	1200m	1000m	800m	600m	400m	200m
Section Times	1:35.51 [5] (0:12.48)	1:23.03 [7] (0:12.60)	1:10.43 [6] (0:12.43)	0:58.00 [7] (0:12.14)	0:45.86 [8] (0:11.54)	0:34.32 [8] (0:11.54)	0:22.78 [7] (0:11.05)	0:11.73 [7] (0:11.73)
Average Speed [km/h]	46.0	57.5	58.1	59.5	62.4	63.1	65.7	61.5
Top Speed [km/h]	58.9	58.8	59.4	61.3	63.5	64.8	67.1	65.0
Avg. Dist. to Rail [m]	1.9	1.4	1.4	1.0	0.6	1.3	5.7	7.9
Avg. Stride Freq. [Hz]	2.1	2.2	2.1	2.2	2.2	2.3	2.4	2.4
Avg. Stride Length [m]	6.1	7.0	7.3	7.3	7.6	7.6	7.5	7.0



- [ ] Ranking at each section and finish
- .-.- No data available at this section
- NA No data available



Horse/Jockey Name	Such A Whit
Final Rank	6
Fastest Section Time (Section)	0:11.18 (400m)
Top Speed [km/h] (Section)	66.5 (400m)
Race State	Finished



Mackay QLD Professional

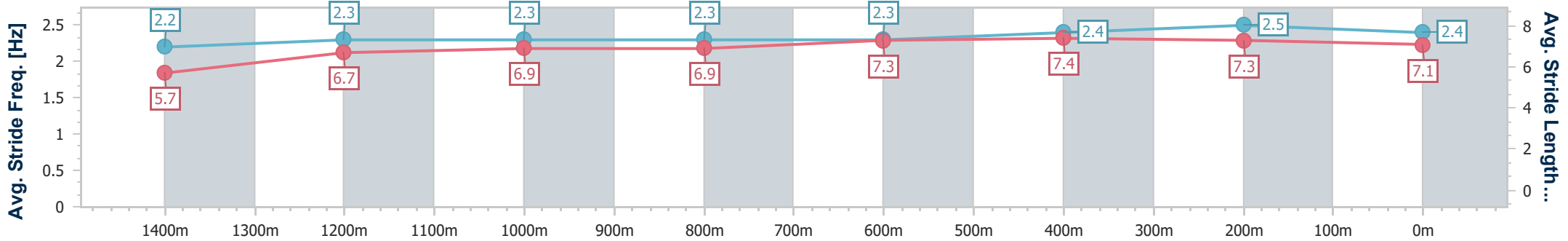
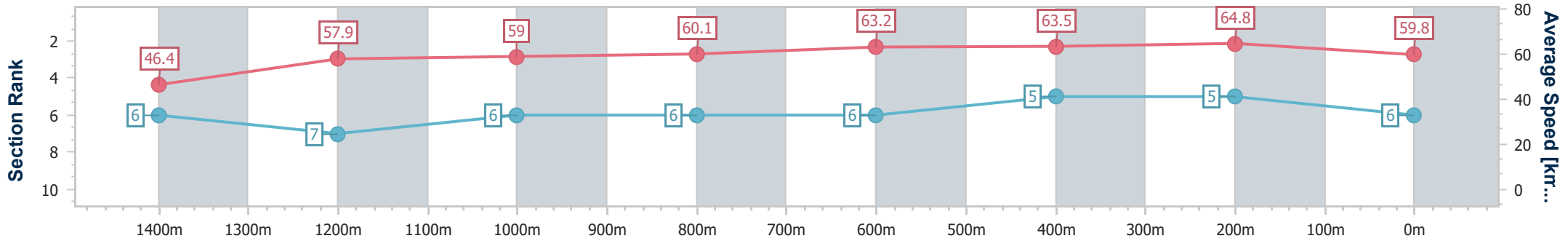
Race 6: QCWA PRESIDENTS CUP BM70 Handicap - 1560m

05 September 2023 - 15:45

Track Rating: Good 4, Weather: Fine, Rail Position: +2m Entire



Section	Overall	1400m	1200m	1000m	800m	600m	400m	200m
Section Times	1:35.77 [6] (0:12.42)	1:23.35 [6] (0:12.67)	1:10.68 [7] (0:12.29)	0:58.39 [6] (0:12.10)	0:46.29 [6] (0:11.48)	0:34.81 [6] (0:11.59)	0:23.22 [5] (0:11.18)	0:12.04 [5] (0:12.04)
Average Speed [km/h]	46.4	57.9	59.0	60.1	63.2	63.5	64.8	59.8
Top Speed [km/h]	58.8	58.9	60.7	62.1	63.4	64.2	66.5	64.1
Avg. Dist. to Rail [m]	7.3	3.9	3.7	2.7	2.5	2.8	4.6	7.2
Avg. Stride Freq. [Hz]	2.2	2.3	2.3	2.3	2.3	2.4	2.5	2.4
Avg. Stride Length [m]	5.7	6.7	6.9	6.9	7.3	7.4	7.3	7.1



- [ ] Ranking at each section and finish
- .-.- No data available at this section
- NA No data available





Horse/Jockey Name	Srini
Final Rank	7
Fastest Section Time (Section)	0:11.39 (400m)
Top Speed [km/h] (Section)	64.9 (400m)
Race State	Finished



### Mackay QLD Professional

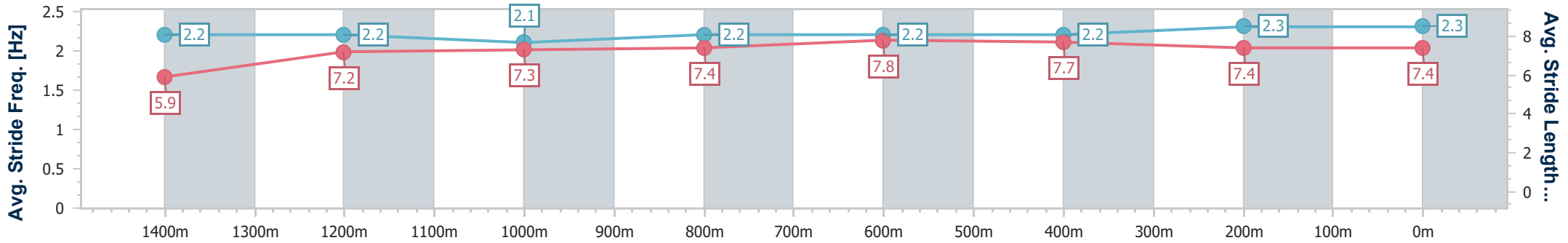
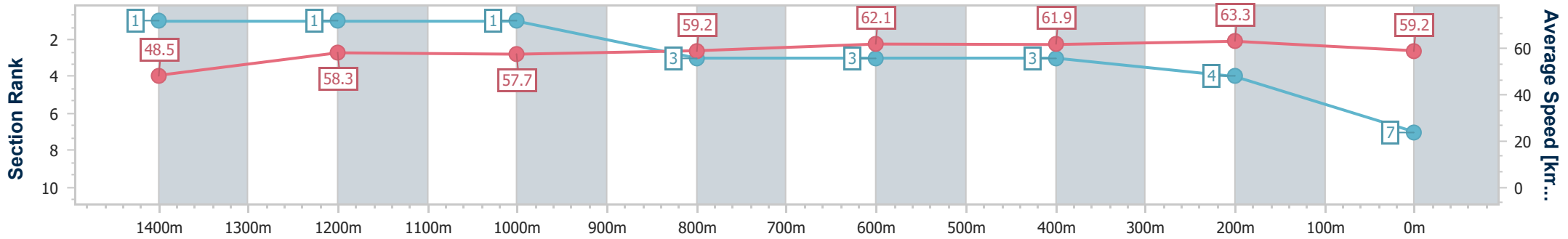
Race 6: QCWA PRESIDENTS CUP BM70 Handicap - 1560m

05 September 2023 - 15:45

Track Rating: Good 4, Weather: Fine, Rail Position: +2m Entire



Section	Overall	1400m	1200m	1000m	800m	600m	400m	200m
Section Times	1:35.85 [7] (0:11.86)	1:23.99 [1] (0:12.45)	1:11.54 [1] (0:12.50)	0:59.04 [1] (0:12.21)	0:46.83 [3] (0:11.62)	0:35.21 [3] (0:11.66)	0:23.55 [3] (0:11.39)	0:12.16 [4] (0:12.16)
Average Speed [km/h]	48.5	58.3	57.7	59.2	62.1	61.9	63.3	59.2
Top Speed [km/h]	59.7	59.8	58.1	61.6	62.9	63.1	64.9	63.5
Avg. Dist. to Rail [m]	2.1	1.3	1.1	1.0	0.7	0.6	1.0	1.5
Avg. Stride Freq. [Hz]	2.2	2.2	2.1	2.2	2.2	2.2	2.3	2.3
Avg. Stride Length [m]	5.9	7.2	7.3	7.4	7.8	7.7	7.4	7.4



- [ ] Ranking at each section and finish
- .-.- No data available at this section
- NA No data available



Horse/Jockey Name	Rock 'n' Sol
Final Rank	8
Fastest Section Time (Section)	0:11.14 (400m)
Top Speed [km/h] (Section)	66.3 (400m)
Race State	Finished



### Mackay QLD Professional

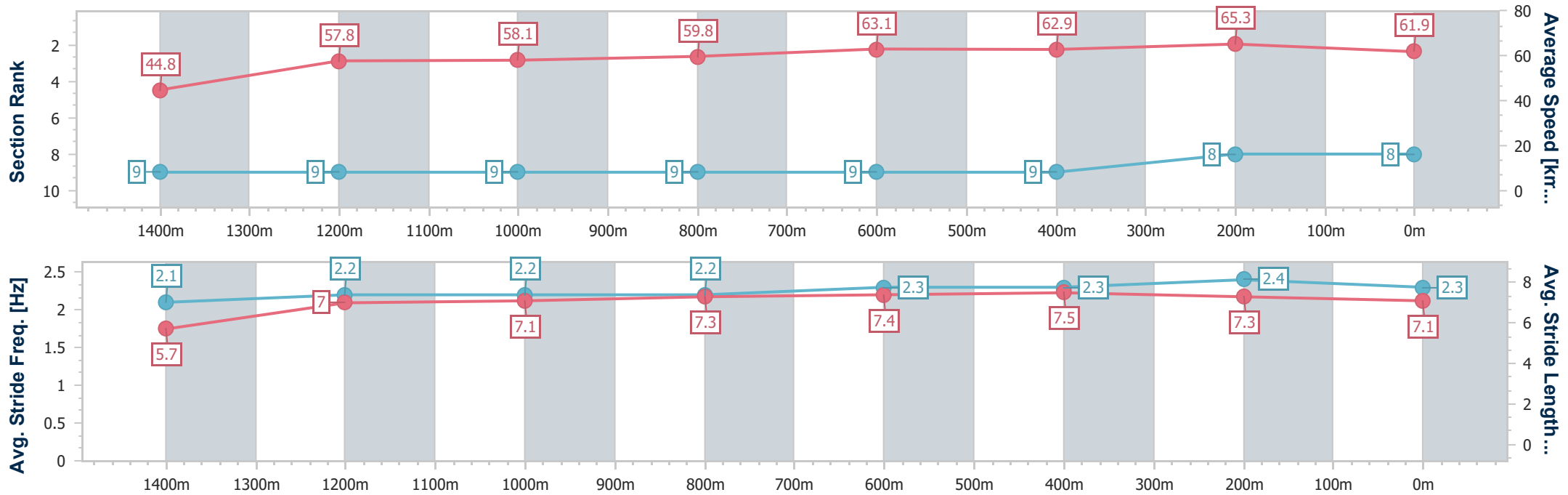
Race 6: QCWA PRESIDENTS CUP BM70 Handicap - 1560m

05 September 2023 - 15:45

Track Rating: Good 4, Weather: Fine, Rail Position: +2m Entire



Section	Overall	1400m	1200m	1000m	800m	600m	400m	200m
Section Times	1:35.87 [8] (0:12.87)	1:23.00 [9] (0:12.59)	1:10.41 [9] (0:12.40)	0:58.01 [9] (0:12.10)	0:45.91 [9] (0:11.47)	0:34.44 [9] (0:11.68)	0:22.76 [9] (0:11.14)	0:11.62 [8] (0:11.62)
Average Speed [km/h]	44.8	57.8	58.1	59.8	63.1	62.9	65.3	61.9
Top Speed [km/h]	58.8	59.5	59.0	61.9	64.2	64.1	66.3	64.9
Avg. Dist. to Rail [m]	6.3	1.9	1.6	1.3	1.4	2.6	6.7	8.6
Avg. Stride Freq. [Hz]	2.1	2.2	2.2	2.2	2.3	2.3	2.4	2.3
Avg. Stride Length [m]	5.7	7.0	7.1	7.3	7.4	7.5	7.3	7.1



- [ ] Ranking at each section and finish
- .-.- No data available at this section
- NA No data available



Horse/Jockey Name	Hunua Hank
Final Rank	9
Fastest Section Time (Section)	0:11.56 (400m)
Top Speed [km/h] (Section)	64.2 (400m)
Race State	Finished



Mackay QLD Professional

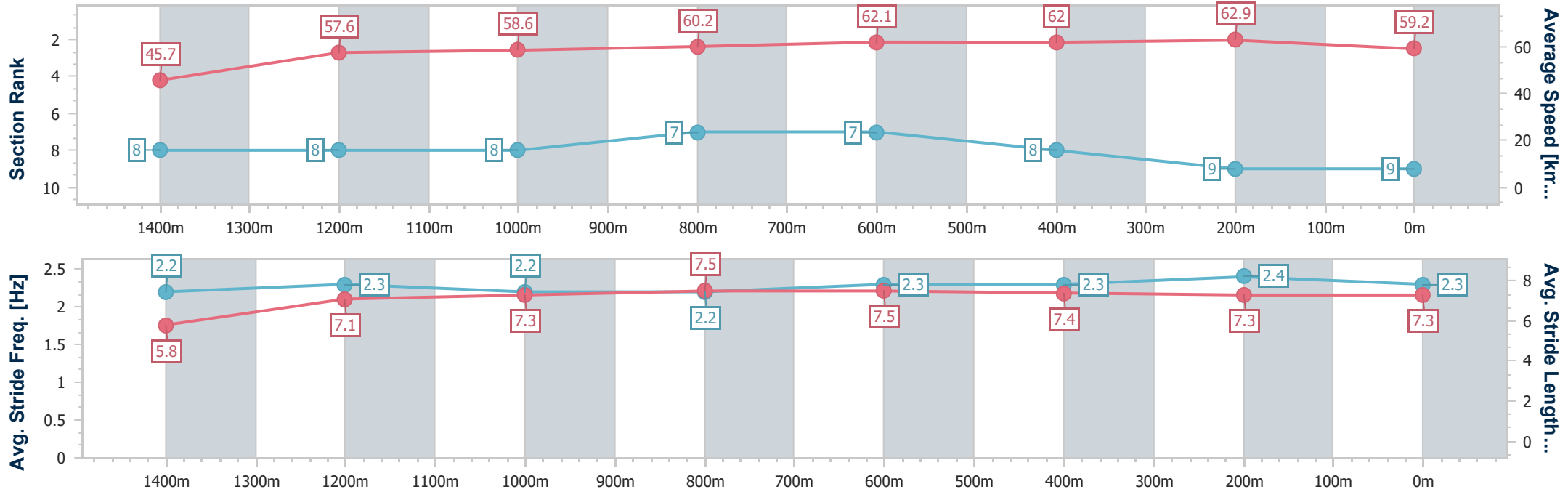
Race 6: QCWA PRESIDENTS CUP BM70 Handicap - 1560m

05 September 2023 - 15:45

Track Rating: Good 4, Weather: Fine, Rail Position: +2m Entire



Section	Overall	1400m	1200m	1000m	800m	600m	400m	200m
Section Times	1:36.75 [9] (0:12.60)	1:24.15 [8] (0:12.62)	1:11.53 [8] (0:12.32)	0:59.21 [8] (0:11.99)	0:47.22 [7] (0:11.61)	0:35.61 [7] (0:11.92)	0:23.69 [8] (0:11.56)	0:12.13 [9] (0:12.13)
Average Speed [km/h]	45.7	57.6	58.6	60.2	62.1	62.0	62.9	59.2
Top Speed [km/h]	59.0	59.0	59.4	62.5	62.8	63.5	64.2	63.4
Avg. Dist. to Rail [m]	2.8	1.6	1.6	0.9	0.5	3.3	5.0	4.5
Avg. Stride Freq. [Hz]	2.2	2.3	2.2	2.2	2.3	2.3	2.4	2.3
Avg. Stride Length [m]	5.8	7.1	7.3	7.5	7.5	7.4	7.3	7.3



- [ ] Ranking at each section and finish
- .-.- No data available at this section
- NA No data available