



# Sunshine Coast QLD Professional

## Race 9: HIGGINS COATINGS BENCHMARK 60 Handicap - 1800m

03 September 2023 - 17:25



Track Rating: Good 4, Weather: Fine, Rail Position: +9m Entire

Section		Overall	1600m	1400m	1200m	1000m	800m	600m	Last 600m					
Field Times		1:52.77 (0:14.15)	1:38.62 (0:11.66)	1:26.96 (0:12.41)	1:14.55 (0:12.71)	1:01.84 (0:13.49)	0:48.35 (0:12.58)	0:35.77 (0:11.81)	0:35.77					
Rank	TAB	Horse/Jockey	Barrier	Top Speed [km/h]	Fastest Section								Distance Travelled [m]	
1	9	UNLIKELY OCCURRENCE Jai Williams	6	64.8 400m	0:11.28 400m	1:52.77 [1] (0:14.84)	1:37.93 [9] (0:11.82)	1:26.11 [7] (0:12.36)	1:13.75 [7] (0:12.76)	1:00.99 [7] (0:13.38)	0:47.61 [8] (0:12.72)	0:34.89 [9] (0:11.72)	0:34.89	
2	14	SOOBPURB DANCER Bailey Wheeler	7	62.8 400m	0:11.59 400m	1:52.86 [2] (0:14.83)	1:38.03 [8] (0:12.05)	1:25.98 [9] (0:12.64)	1:13.34 [10] (0:12.64)	1:00.70 [10] (0:12.73)	0:47.97 [6] (0:12.15)	0:35.82 [2] (0:11.99)	0:35.82	+12
3	4	MOOLOOLABA Jaden Lloyd	11	62.6 1600m	0:11.65 600m	1:52.96 [3] (0:14.22)	1:38.74 [2] (0:11.83)	1:26.91 [2] (0:12.38)	1:14.53 [2] (0:12.75)	1:01.78 [2] (0:13.39)	0:48.39 [2] (0:12.59)	0:35.80 [3] (0:11.65)	0:35.80	+2
4	13	RED STAR RUBI Taylor Marshall	8	64.3 400m	0:11.39 400m	1:53.12 [4] (0:14.98)	1:38.14 [10] (0:11.92)	1:26.22 [10] (0:12.51)	1:13.71 [9] (0:12.67)	1:01.04 [9] (0:13.42)	0:47.62 [11] (0:12.74)	0:34.88 [11] (0:11.49)	0:34.88	+7
5	1	GULF OF SAROS Matthew Powell	14	63.0 1600m	0:11.80 400m	1:53.19 [5] (0:14.44)	1:38.75 [3] (0:11.82)	1:26.93 [3] (0:12.40)	1:14.53 [4] (0:12.55)	1:01.98 [3] (0:13.46)	0:48.52 [3] (0:12.72)	0:35.80 [5] (0:11.84)	0:35.80	+6
5	11	THE LOVE ROCKET Andrew Spinks	16	64.9 400m	0:11.41 400m	1:53.19 [5] (0:15.06)	1:38.13 [11] (0:12.05)	1:26.08 [11] (0:12.58)	1:13.50 [11] (0:12.69)	1:00.81 [11] (0:13.09)	0:47.72 [10] (0:12.77)	0:34.95 [10] (0:11.52)	0:34.95	+10
7	6	TUKI TWELVE Ben Thompson	22	64.8 400m	0:11.34 400m	1:53.25 [7] (0:15.20)	1:38.05 [12] (0:12.15)	1:25.90 [12] (0:12.45)	1:13.45 [12] (0:12.58)	1:00.87 [12] (0:13.39)	0:47.48 [12] (0:12.72)	0:34.76 [12] (0:11.60)	0:34.76	+6
8	8	WINTER THORN Jake Bayliss	1	62.0 400m	0:11.72 600m	1:53.60 [8] (0:14.48)	1:39.12 [4] (0:11.91)	1:27.21 [5] (0:12.39)	1:14.82 [5] (0:12.74)	1:02.08 [5] (0:13.35)	0:48.73 [5] (0:12.68)	0:36.05 [6] (0:11.72)	0:36.05	+1
9	16	AFFECTIONATE Emily Lang	3	63.1 600m	0:11.64 400m	1:53.80 [9] (0:14.68)	1:39.12 [7] (0:11.98)	1:27.14 [8] (0:12.55)	1:14.59 [8] (0:12.66)	1:01.93 [8] (0:13.33)	0:48.60 [9] (0:12.67)	0:35.93 [8] (0:11.67)	0:35.93	+7
10	5	SOKUDO Luke Tarrant	12	64.2 400m	0:11.36 400m	1:53.87 [10] (0:15.44)	1:38.43 [13] (0:12.27)	1:26.16 [13] (0:12.35)	1:13.81 [13] (0:12.63)	1:01.18 [13] (0:13.37)	0:47.81 [13] (0:12.78)	0:35.03 [13] (0:11.51)	0:35.03	+4

Scratched: Sarsen (#7), Poet's Day (#2), Bring The Boom (#18), Hard Offer (#19), Melanin (#15), Night Vision (#21), Spurious (#22), Torque Leica Star (#20), Bold Hussar (#17)

[ ] Ranking at each section and finish  
 -:-:- No data available at this section  
 NA No data available

SCN Saddle cloth number  
 DNF Did not finish  
 DNT Did not track



# Sunshine Coast QLD Professional

## Race 9: HIGGINS COATINGS BENCHMARK 60 Handicap - 1800m

03 September 2023 - 17:25



Track Rating: Good 4, Weather: Fine, Rail Position: +9m Entire

Section		Overall	1600m	1400m	1200m	1000m	800m	600m	Last 600m					
Field Times		1:52.77 (0:14.15)	1:38.62 (0:11.66)	1:26.96 (0:12.41)	1:14.55 (0:12.71)	1:01.84 (0:13.49)	0:48.35 (0:12.58)	0:35.77 (0:11.81)	0:35.77					
Rank	TAB Horse/Jockey	Barrier	Top Speed [km/h]	Fastest Section										Distance Travelled [m]
11	3 <b>EDGEOFDREAMS</b> Cejay Graham	13	62.9 1600m	0:11.66 1600m	1:53.94 [11] (0:14.15)	1:39.79 [1] (0:11.66)	1:28.13 [1] (0:12.41)	1:15.72 [1] (0:12.71)	1:03.01 [1] (0:13.49)	0:49.52 [1] (0:12.58)	0:36.94 [1] (0:11.88)	0:36.94	+7	
12	10 <b>EXOLAY</b> Georgina Cartwright	20	64.1 1600m	0:11.75 1600m	1:54.00 [12] (0:14.59)	1:39.41 [6] (0:11.75)	1:27.66 [4] (0:12.25)	1:15.41 [3] (0:12.73)	1:02.68 [4] (0:13.39)	0:49.29 [4] (0:12.51)	0:36.78 [4] (0:12.00)	0:36.78	+15	
13	12 <b>IDLING BY</b> Damien Thornton	9	62.6 400m	0:11.78 600m	1:54.08 [13] (0:14.53)	1:39.55 [5] (0:11.94)	1:27.61 [6] (0:12.47)	1:15.14 [6] (0:12.65)	1:02.49 [6] (0:13.37)	0:49.12 [7] (0:12.60)	0:36.52 [7] (0:11.78)	0:36.52	+7	

Scratched: Sarsen (#7), Poet's Day (#2), Bring The Boom (#18), Hard Offer (#19), Melanin (#15), Night Vision (#21), Spurious (#22), Torque Leica Star (#20), Bold Hussar (#17)

[ ] Ranking at each section and finish  
 -:-:-:- No data available at this section  
 NA No data available

SCN Saddle cloth number  
 DNF Did not finish  
 DNT Did not track



# Sunshine Coast QLD Professional

## Race 9: HIGGINS COATINGS BENCHMARK 60 Handicap - 1800m

03 September 2023 - 17:25



Track Rating: Good 4, Weather: Fine, Rail Position: +9m Entire

Section				400m	200m			Last 600m		
Field Times				0:23.96 (0:11.77)	0:12.19 (0:12.19)			0:35.77		
Rank	TAB	Horse/Jockey	Barrier	Top Speed [km/h]	Fastest Section	Margin			Distance Travelled [m]	
1	9	UNLIKELY OCCURRENCE Jai Williams	6	64.8 400m	0:11.28 400m	0:23.17 [9] (0:11.28)	0:11.89 [3] (0:11.89)	1:52.77	0:34.89	
2	14	SOOBPURB DANCER Bailey Wheeler	7	62.8 400m	0:11.59 400m	0:23.83 [3] (0:11.59)	0:12.24 [2] (0:12.24)	0.4L	0:35.82	+12
3	4	MOOLOOLABA Jaden Lloyd	11	62.6 1600m	0:11.65 600m	0:24.15 [1] (0:11.77)	0:12.38 [1] (0:12.38)	0.9L	0:35.80	+2
4	13	RED STAR RUBI Taylor Marshall	8	64.3 400m	0:11.39 400m	0:23.39 [10] (0:11.39)	0:12.00 [8] (0:12.00)	1.7L	0:34.88	+7
5	1	GULF OF SAROS Matthew Powell	14	63.0 1600m	0:11.80 400m	0:23.96 [5] (0:11.80)	0:12.16 [5] (0:12.16)	2L	0:35.80	+6
5	11	THE LOVE ROCKET Andrew Spinks	16	64.9 400m	0:11.41 400m	0:23.43 [11] (0:11.41)	0:12.02 [9] (0:12.02)	2L	0:34.95	+10
7	6	TUKI TWELVE Ben Thompson	22	64.8 400m	0:11.34 400m	0:23.16 [12] (0:11.34)	0:11.82 [12] (0:11.82)	2.3L	0:34.76	+6
8	8	WINTER THORN Jake Bayliss	1	62.0 400m	0:11.72 600m	0:24.33 [6] (0:11.77)	0:12.56 [6] (0:12.56)	4.3L	0:36.05	+1
9	16	AFFECTIONATE Emily Lang	3	63.1 600m	0:11.64 400m	0:24.26 [8] (0:11.64)	0:12.62 [10] (0:12.62)	5.3L	0:35.93	+7
10	5	SOKUDO Luke Tarrant	12	64.2 400m	0:11.36 400m	0:23.52 [13] (0:11.36)	0:12.16 [13] (0:12.16)	5.6L	0:35.03	+4

Scratched: Sarsen (#7), Poet's Day (#2), Bring The Boom (#18), Hard Offer (#19), Melanin (#15), Night Vision (#21), Spurious (#22), Torque Leica Star (#20), Bold Hussar (#17)

[ ] Ranking at each section and finish  
 -:-:- No data available at this section  
 NA No data available

SCN Saddle cloth number  
 DNF Did not finish  
 DNT Did not track



**Sunshine Coast QLD Professional**  
**Race 9: HIGGINS COATINGS BENCHMARK 60 Handicap - 1800m**  
**03 September 2023 - 17:25**



Track Rating: Good 4, Weather: Fine, Rail Position: +9m Entire

Section				400m	200m			Last 600m	
Field Times				0:23.96 (0:11.77)	0:12.19 (0:12.19)			0:35.77	
Rank	TAB	Horse/Jockey	Barrier	Top Speed [km/h]	Fastest Section	Margin		Distance Travelled [m]	
11	3	<b>EDGEOFDREAMS</b> Cejay Graham	13	62.9 1600m	0:11.66 1600m	0:25.06 [2] (0:12.07)	0:12.99 [4] (0:12.99)	5.9L	0:36.94 +7
12	10	<b>EXOLAY</b> Georgina Cartwright	20	64.1 1600m	0:11.75 1600m	0:24.78 [4] (0:11.83)	0:12.95 [7] (0:12.95)	6.1L	0:36.78 +15
13	12	<b>IDLING BY</b> Damien Thornton	9	62.6 400m	0:11.78 600m	0:24.74 [7] (0:11.84)	0:12.90 [11] (0:12.90)	6.4L	0:36.52 +7

Scratched: Sarsen (#7), Poet's Day (#2), Bring The Boom (#18), Hard Offer (#19), Melanin (#15), Night Vision (#21), Spurious (#22), Torque Leica Star (#20), Bold Hussar (#17)

[ ] Ranking at each section and finish  
 -:-:-:- No data available at this section  
 NA No data available

SCN Saddle cloth number  
 DNF Did not finish  
 DNT Did not track



Horse/Jockey Name	Unlikelyoccurrence
Final Rank	1
Fastest Section Time (Section)	0:11.28 (400m)
Top Speed [km/h] (Section)	64.8 (400m)
Race State	Finished



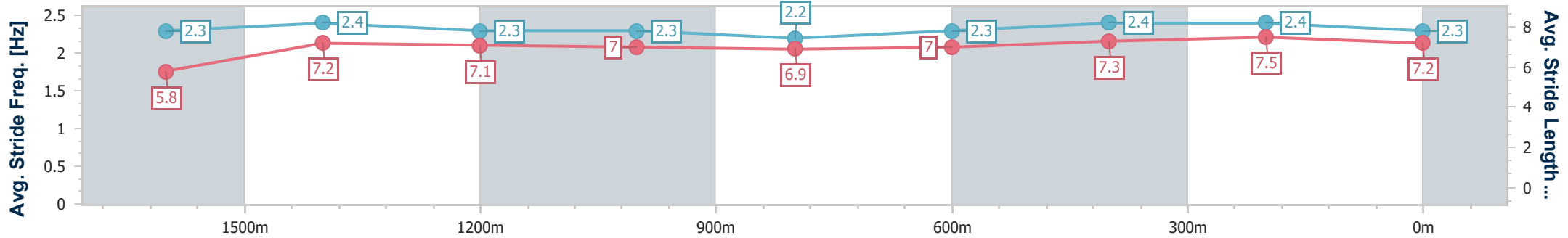
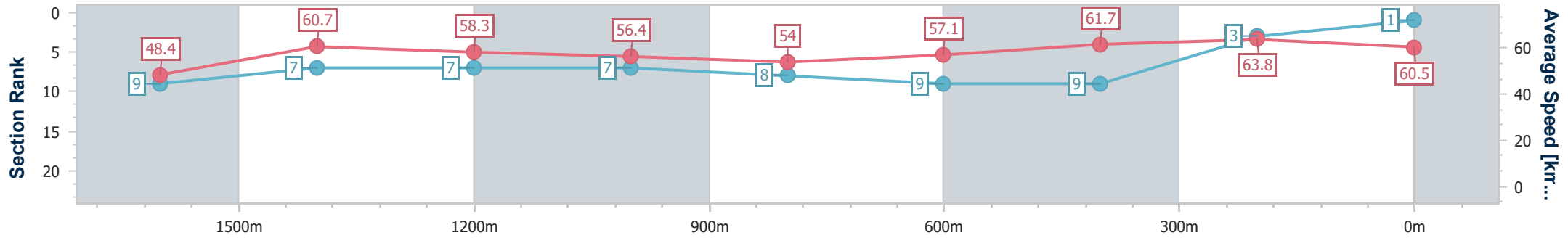
Sunshine Coast QLD Professional  
Race 9: HIGGINS COATINGS BENCHMARK 60 Handicap - 1800m



03 September 2023 - 17:25

Track Rating: Good 4, Weather: Fine, Rail Position: +9m Entire

Section	Overall	1600m	1400m	1200m	1000m	800m	600m	400m	200m				
Section Times	1:52.77 [1] (0:14.84)	1:37.93 [9] (0:11.82)	1:26.11 [7] (0:12.36)	1:13.75 [7] (0:12.76)	1:00.99 [7] (0:13.38)	0:47.61 [8] (0:12.72)	0:34.89 [9] (0:11.72)	0:23.17 [9] (0:11.28)	0:11.89 [3] (0:11.89)				
Average Speed [km/h]	48.4	60.7	58.3	56.4	54.0	57.1	61.7	63.8	60.5				
Top Speed [km/h]	60.5	62.1	61.5	58.0	56.1	62.1	62.8	64.8	62.5				
Avg. Dist. to Rail [m]	1.6	0.7	0.4	1.3	1.4	1.4	0.7	1.5	1.4				
Avg. Stride Freq. [Hz]	2.3	2.4	2.3	2.3	2.2	2.3	2.4	2.4	2.3				
Avg. Stride Length [m]	5.8	7.2	7.1	7.0	6.9	7.0	7.3	7.5	7.2				



- [ ] Ranking at each section and finish
- .-.- No data available at this section
- NA No data available



Horse/Jockey Name	Soobpurb Dancer
Final Rank	2
Fastest Section Time (Section)	0:11.59 (400m)
Top Speed [km/h] (Section)	62.8 (400m)
Race State	Finished



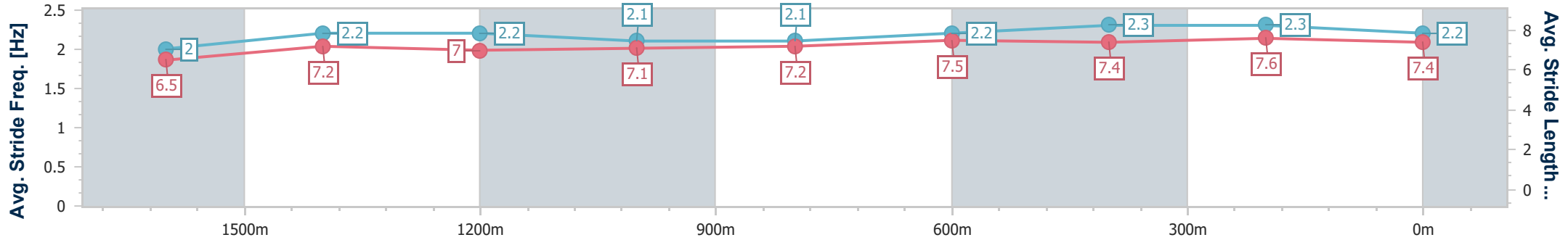
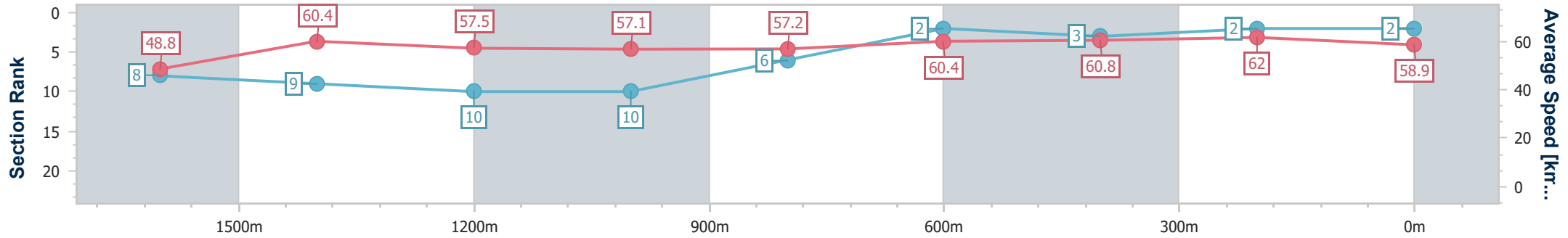
Sunshine Coast QLD Professional  
Race 9: HIGGINS COATINGS BENCHMARK 60 Handicap - 1800m



03 September 2023 - 17:25

Track Rating: Good 4, Weather: Fine, Rail Position: +9m Entire

Section	Overall	1600m	1400m	1200m	1000m	800m	600m	400m	200m				
Section Times	1:52.86 [2] (0:14.83)	1:38.03 [8] (0:12.05)	1:25.98 [9] (0:12.64)	1:13.34 [10] (0:12.64)	1:00.70 [10] (0:12.73)	0:47.97 [6] (0:12.15)	0:35.82 [2] (0:11.99)	0:23.83 [3] (0:11.59)	0:12.24 [2] (0:12.24)				
Average Speed [km/h]	48.8	60.4	57.5	57.1	57.2	60.4	60.8	62.0	58.9				
Top Speed [km/h]	59.4	61.4	60.3	58.4	59.2	61.1	61.2	62.8	61.4				
Avg. Dist. to Rail [m]	3.5	3.9	3.6	3.4	3.8	3.3	2.1	3.3	3.3				
Avg. Stride Freq. [Hz]	2.0	2.2	2.2	2.1	2.1	2.2	2.3	2.3	2.2				
Avg. Stride Length [m]	6.5	7.2	7.0	7.1	7.2	7.5	7.4	7.6	7.4				



- [ ] Ranking at each section and finish
- .-.- No data available at this section
- NA No data available



Horse/Jockey Name	Mooloolaba
Final Rank	3
Fastest Section Time (Section)	0:11.65 (600m)
Top Speed [km/h] (Section)	62.6 (1600m)
Race State	Finished



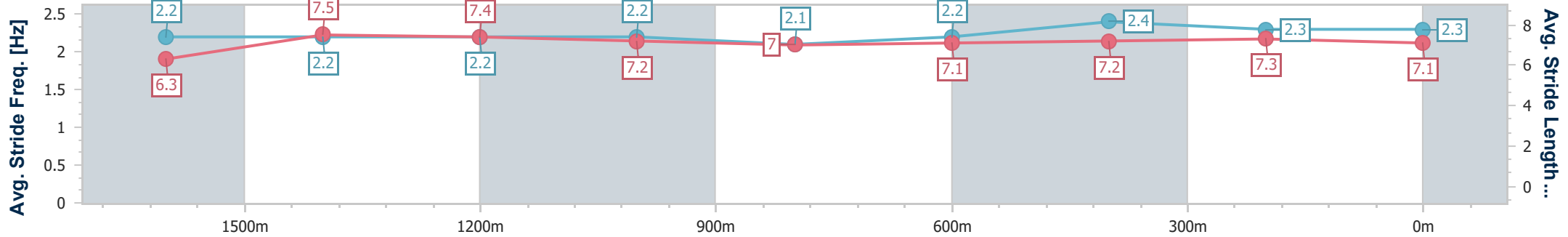
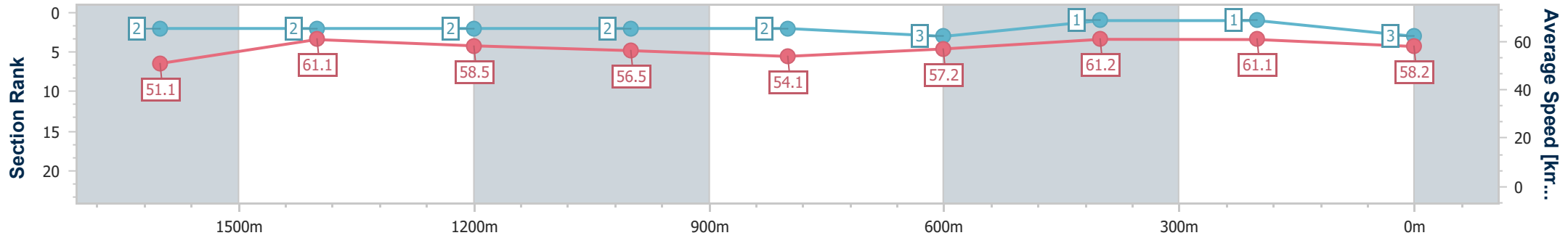
Sunshine Coast QLD Professional  
Race 9: HIGGINS COATINGS BENCHMARK 60 Handicap - 1800m



03 September 2023 - 17:25

Track Rating: Good 4, Weather: Fine, Rail Position: +9m Entire

Section	Overall	1600m	1400m	1200m	1000m	800m	600m	400m	200m				
Section Times	1:52.96 [3] (0:14.22)	1:38.74 [2] (0:11.83)	1:26.91 [2] (0:12.38)	1:14.53 [2] (0:12.75)	1:01.78 [2] (0:13.39)	0:48.39 [2] (0:12.59)	0:35.80 [3] (0:11.65)	0:24.15 [1] (0:11.77)	0:12.38 [1] (0:12.38)				
Average Speed [km/h]	51.1	61.1	58.5	56.5	54.1	57.2	61.2	61.1	58.2				
Top Speed [km/h]	61.2	62.6	60.6	58.1	55.2	60.7	62.4	62.0	60.1				
Avg. Dist. to Rail [m]	5.2	1.7	2.1	2.2	2.2	0.7	1.9	0.9	0.8				
Avg. Stride Freq. [Hz]	2.2	2.2	2.2	2.2	2.1	2.2	2.4	2.3	2.3				
Avg. Stride Length [m]	6.3	7.5	7.4	7.2	7.0	7.1	7.2	7.3	7.1				



- [ ] Ranking at each section and finish
- .-.- No data available at this section
- NA No data available



Horse/Jockey Name	Red Star Rubi
Final Rank	4
Fastest Section Time (Section)	0:11.39 (400m)
Top Speed [km/h] (Section)	64.3 (400m)
Race State	Finished



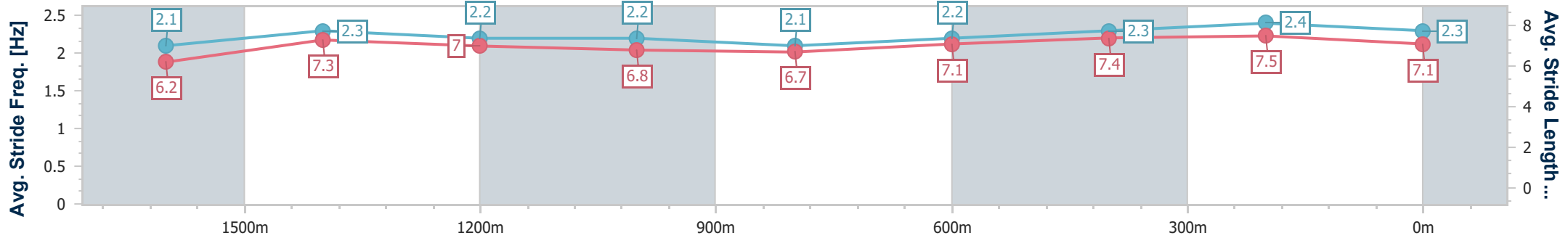
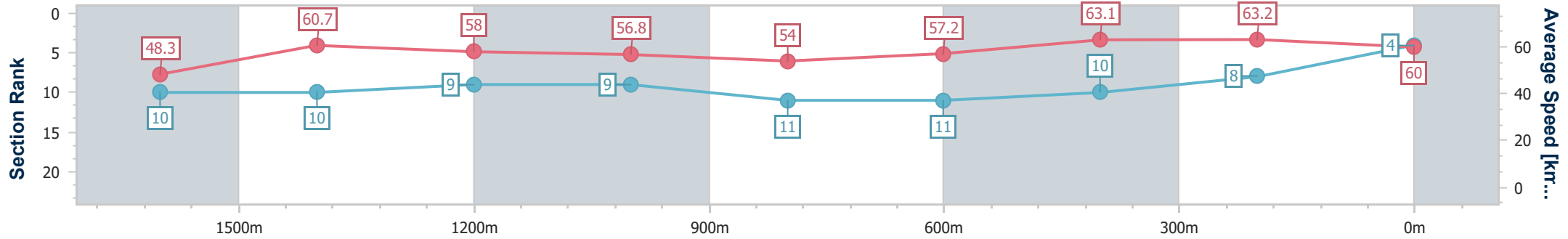
Sunshine Coast QLD Professional  
Race 9: HIGGINS COATINGS BENCHMARK 60 Handicap - 1800m



03 September 2023 - 17:25

Track Rating: Good 4, Weather: Fine, Rail Position: +9m Entire

Section	Overall	1600m	1400m	1200m	1000m	800m	600m	400m	200m
Section Times	1:53.12 [4] (0:14.98)	1:38.14 [10] (0:11.92)	1:26.22 [10] (0:12.51)	1:13.71 [9] (0:12.67)	1:01.04 [9] (0:13.42)	0:47.62 [11] (0:12.74)	0:34.88 [11] (0:11.49)	0:23.39 [10] (0:11.39)	0:12.00 [8] (0:12.00)
Average Speed [km/h]	48.3	60.7	58.0	56.8	54.0	57.2	63.1	63.2	60.0
Top Speed [km/h]	60.0	61.9	61.6	58.3	55.9	61.8	64.2	64.3	62.0
Avg. Dist. to Rail [m]	3.4	2.2	2.3	2.3	2.1	2.2	1.1	1.5	2.7
Avg. Stride Freq. [Hz]	2.1	2.3	2.2	2.2	2.1	2.2	2.3	2.4	2.3
Avg. Stride Length [m]	6.2	7.3	7.0	6.8	6.7	7.1	7.4	7.5	7.1



- [ ] Ranking at each section and finish
- .-.- No data available at this section
- NA No data available





Horse/Jockey Name	Gulf Of Saros
Final Rank	5
Fastest Section Time (Section)	0:11.80 (400m)
Top Speed [km/h] (Section)	63.0 (1600m)
Race State	Finished



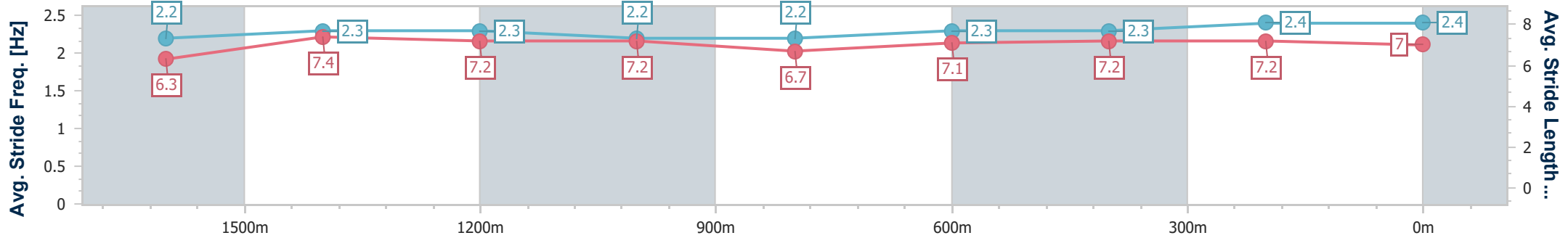
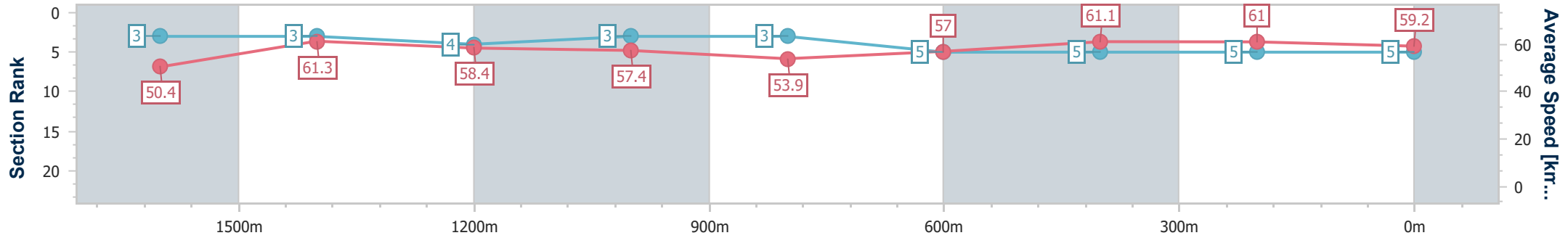
Sunshine Coast QLD Professional  
Race 9: HIGGINS COATINGS BENCHMARK 60 Handicap - 1800m



03 September 2023 - 17:25

Track Rating: Good 4, Weather: Fine, Rail Position: +9m Entire

Section	Overall	1600m	1400m	1200m	1000m	800m	600m	400m	200m				
Section Times	1:53.19 [5] (0:14.44)	1:38.75 [3] (0:11.82)	1:26.93 [3] (0:12.40)	1:14.53 [4] (0:12.55)	1:01.98 [3] (0:13.46)	0:48.52 [3] (0:12.72)	0:35.80 [5] (0:11.84)	0:23.96 [5] (0:11.80)	0:12.16 [5] (0:12.16)				
Average Speed [km/h]	50.4	61.3	58.4	57.4	53.9	57.0	61.1	61.0	59.2				
Top Speed [km/h]	61.4	63.0	60.2	58.6	55.0	60.9	61.7	62.1	60.8				
Avg. Dist. to Rail [m]	6.7	2.4	1.8	2.2	1.9	1.7	0.6	2.0	3.7				
Avg. Stride Freq. [Hz]	2.2	2.3	2.3	2.2	2.2	2.3	2.3	2.4	2.4				
Avg. Stride Length [m]	6.3	7.4	7.2	7.2	6.7	7.1	7.2	7.2	7.0				



- [ ] Ranking at each section and finish
- .-.- No data available at this section
- NA No data available



Horse/Jockey Name	The Love Rocket
Final Rank	5
Fastest Section Time (Section)	0:11.41 (400m)
Top Speed [km/h] (Section)	64.9 (400m)
Race State	Finished



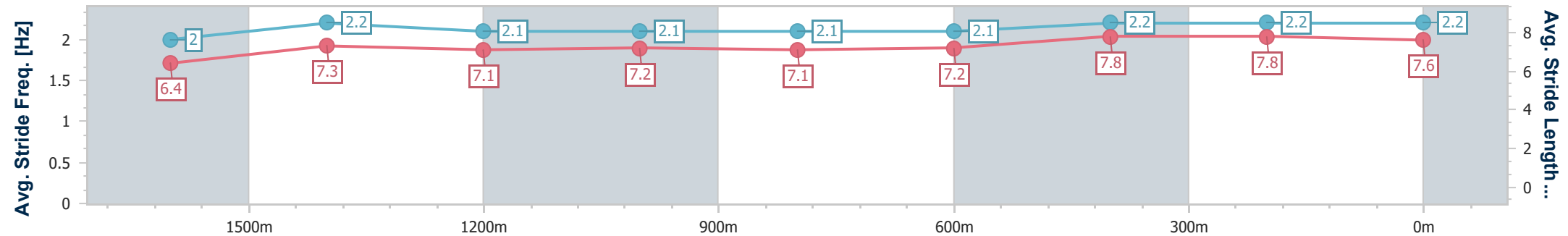
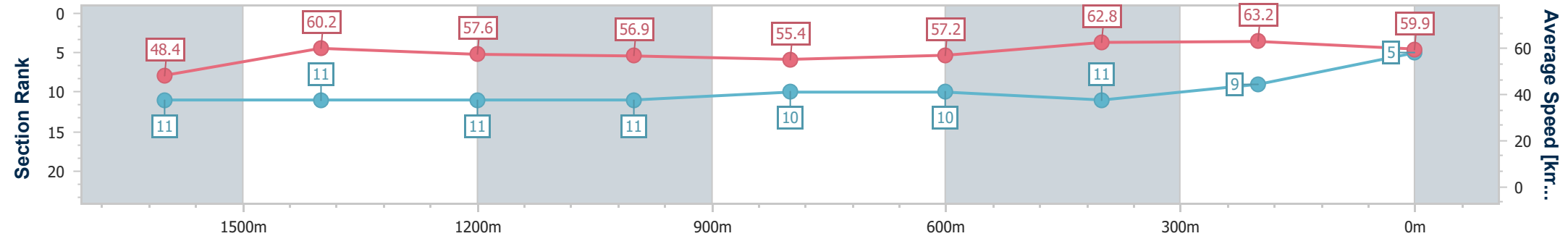
Sunshine Coast QLD Professional  
Race 9: HIGGINS COATINGS BENCHMARK 60 Handicap - 1800m



03 September 2023 - 17:25

Track Rating: Good 4, Weather: Fine, Rail Position: +9m Entire

Section	Overall	1600m	1400m	1200m	1000m	800m	600m	400m	200m				
Section Times	1:53.19 [5] (0:15.06)	1:38.13 [11] (0:12.05)	1:26.08 [11] (0:12.58)	1:13.50 [11] (0:12.69)	1:00.81 [11] (0:13.09)	0:47.72 [10] (0:12.77)	0:34.95 [10] (0:11.52)	0:23.43 [11] (0:11.41)	0:12.02 [9] (0:12.02)				
Average Speed [km/h]	48.4	60.2	57.6	56.9	55.4	57.2	62.8	63.2	59.9				
Top Speed [km/h]	58.8	62.4	61.5	57.8	56.3	61.3	63.7	64.9	61.8				
Avg. Dist. to Rail [m]	7.7	3.1	3.1	3.1	2.8	2.3	1.2	3.3	4.3				
Avg. Stride Freq. [Hz]	2.0	2.2	2.1	2.1	2.1	2.1	2.2	2.2	2.2				
Avg. Stride Length [m]	6.4	7.3	7.1	7.2	7.1	7.2	7.8	7.8	7.6				



- [ ] Ranking at each section and finish
- .-.- No data available at this section
- NA No data available



Horse/Jockey Name	Tuki Twelve
Final Rank	7
Fastest Section Time (Section)	0:11.34 (400m)
Top Speed [km/h] (Section)	64.8 (400m)
Race State	Finished



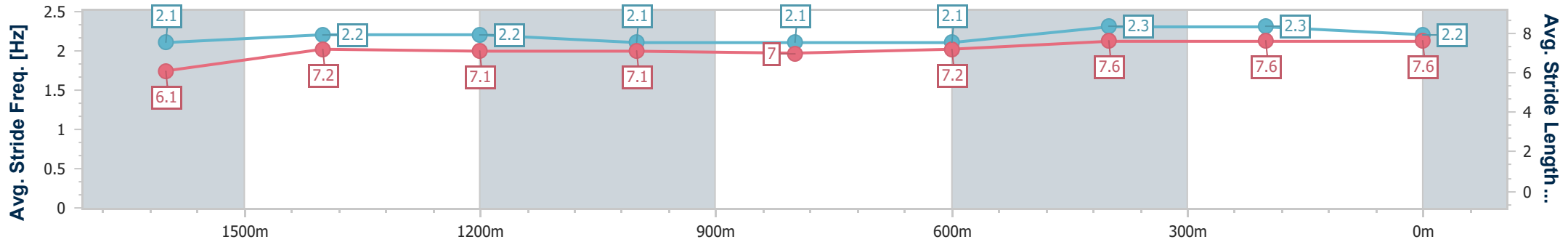
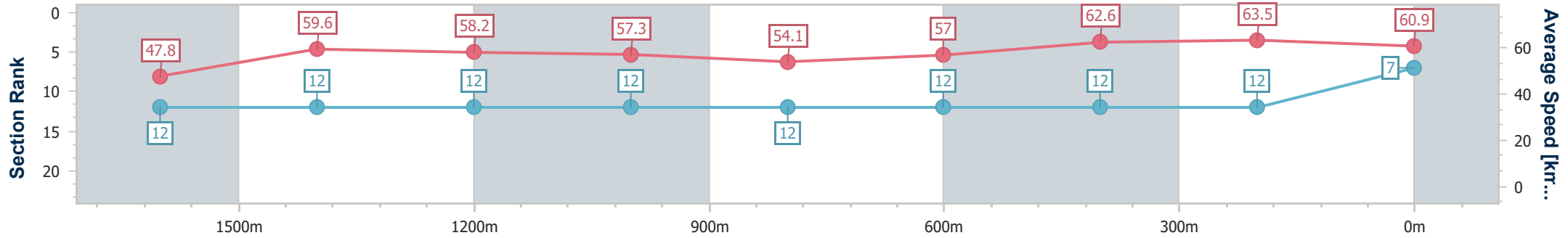
Sunshine Coast QLD Professional  
Race 9: HIGGINS COATINGS BENCHMARK 60 Handicap - 1800m



03 September 2023 - 17:25

Track Rating: Good 4, Weather: Fine, Rail Position: +9m Entire

Section	Overall	1600m	1400m	1200m	1000m	800m	600m	400m	200m				
Section Times	1:53.25 [7] (0:15.20)	1:38.05 [12] (0:12.15)	1:25.90 [12] (0:12.45)	1:13.45 [12] (0:12.58)	1:00.87 [12] (0:13.39)	0:47.48 [12] (0:12.72)	0:34.76 [12] (0:11.60)	0:23.16 [12] (0:11.34)	0:11.82 [12] (0:11.82)				
Average Speed [km/h]	47.8	59.6	58.2	57.3	54.1	57.0	62.6	63.5	60.9				
Top Speed [km/h]	60.0	61.1	60.9	58.3	56.0	61.8	63.3	64.8	62.1				
Avg. Dist. to Rail [m]	7.0	2.2	2.1	2.3	2.0	1.3	1.4	3.8	2.1				
Avg. Stride Freq. [Hz]	2.1	2.2	2.2	2.1	2.1	2.1	2.3	2.3	2.2				
Avg. Stride Length [m]	6.1	7.2	7.1	7.1	7.0	7.2	7.6	7.6	7.6				



- [ ] Ranking at each section and finish
- .-.- No data available at this section
- NA No data available



Horse/Jockey Name	Winter Thorn
Final Rank	8
Fastest Section Time (Section)	0:11.72 (600m)
Top Speed [km/h] (Section)	62.0 (400m)
Race State	Finished



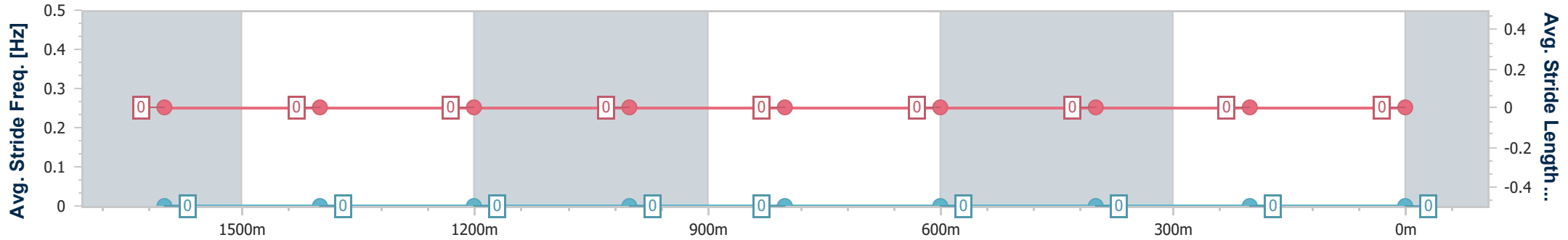
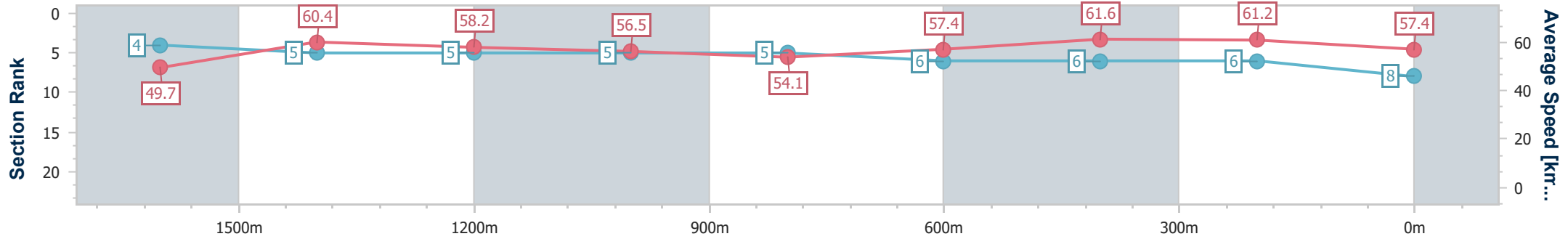
Sunshine Coast QLD Professional  
Race 9: HIGGINS COATINGS BENCHMARK 60 Handicap - 1800m



03 September 2023 - 17:25

Track Rating: Good 4, Weather: Fine, Rail Position: +9m Entire

Section	Overall	1600m	1400m	1200m	1000m	800m	600m	400m	200m			
Section Times	1:53.60 [8] (0:14.48)	1:39.12 [4] (0:11.91)	1:27.21 [5] (0:12.39)	1:14.82 [5] (0:12.74)	1:02.08 [5] (0:13.35)	0:48.73 [5] (0:12.68)	0:36.05 [6] (0:11.72)	0:24.33 [6] (0:11.77)	0:12.56 [6] (0:12.56)			
Average Speed [km/h]	49.7	60.4	58.2	56.5	54.1	57.4	61.6	61.2	57.4			
Top Speed [km/h]	60.3	61.8	60.4	58.3	55.5	60.8	62.0	62.0	60.1			
Avg. Dist. to Rail [m]	0.8	0.2	0.3	2.0	1.8	1.4	0.7	2.5	4.1			
Avg. Stride Freq. [Hz]	---	---	---	---	---	---	---	---	---			
Avg. Stride Length [m]	---	---	---	---	---	---	---	---	---			



- [ ] Ranking at each section and finish
- No data available at this section
- NA No data available



Horse/Jockey Name	Affectionate
Final Rank	9
Fastest Section Time (Section)	0:11.64 (400m)
Top Speed [km/h] (Section)	63.1 (600m)
Race State	Finished



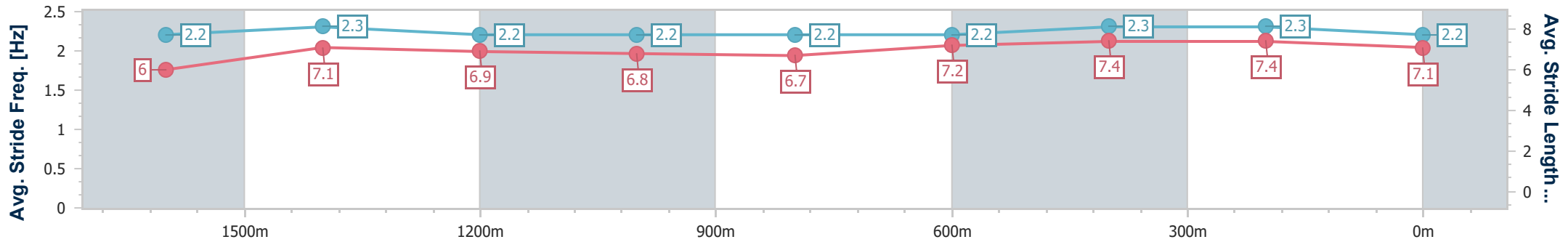
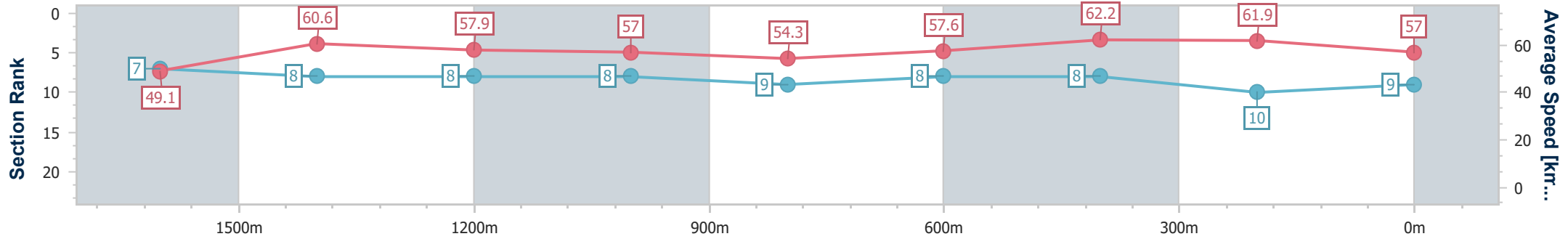
Sunshine Coast QLD Professional  
Race 9: HIGGINS COATINGS BENCHMARK 60 Handicap - 1800m



03 September 2023 - 17:25

Track Rating: Good 4, Weather: Fine, Rail Position: +9m Entire

Section	Overall	1600m	1400m	1200m	1000m	800m	600m	400m	200m				
Section Times	1:53.80 [9] (0:14.68)	1:39.12 [7] (0:11.98)	1:27.14 [8] (0:12.55)	1:14.59 [8] (0:12.66)	1:01.93 [8] (0:13.33)	0:48.60 [9] (0:12.67)	0:35.93 [8] (0:11.67)	0:24.26 [8] (0:11.64)	0:12.62 [10] (0:12.62)				
Average Speed [km/h]	49.1	60.6	57.9	57.0	54.3	57.6	62.2	61.9	57.0				
Top Speed [km/h]	58.7	62.1	61.6	57.7	55.7	62.6	63.1	63.0	59.7				
Avg. Dist. to Rail [m]	2.2	2.9	3.0	3.0	2.8	2.2	1.4	3.6	3.4				
Avg. Stride Freq. [Hz]	2.2	2.3	2.2	2.2	2.2	2.2	2.3	2.3	2.2				
Avg. Stride Length [m]	6.0	7.1	6.9	6.8	6.7	7.2	7.4	7.4	7.1				



- [ ] Ranking at each section and finish
- .-.- No data available at this section
- NA No data available



Horse/Jockey Name	Sokudo
Final Rank	10
Fastest Section Time (Section)	0:11.36 (400m)
Top Speed [km/h] (Section)	64.2 (400m)
Race State	Finished



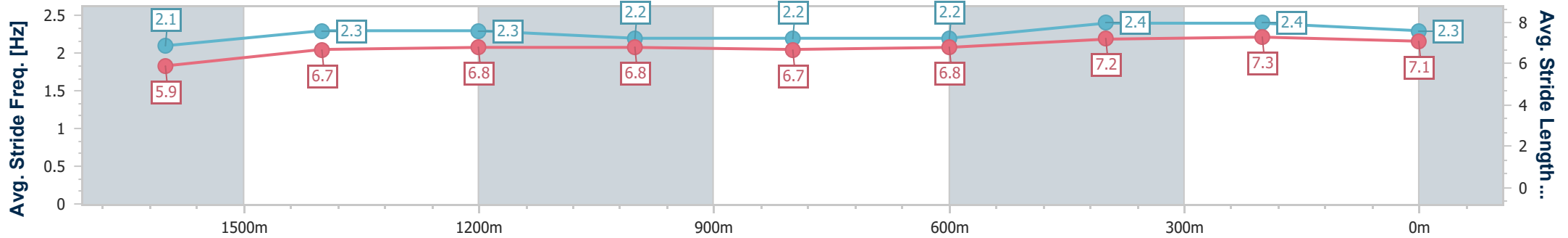
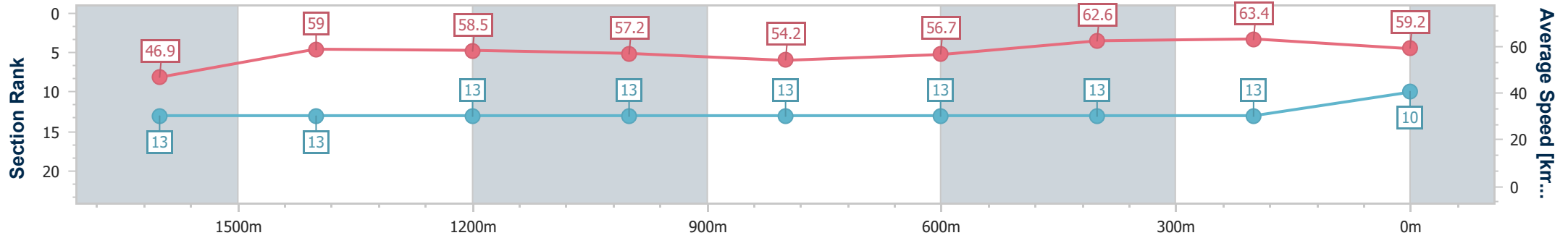
Sunshine Coast QLD Professional  
Race 9: HIGGINS COATINGS BENCHMARK 60 Handicap - 1800m



03 September 2023 - 17:25

Track Rating: Good 4, Weather: Fine, Rail Position: +9m Entire

Section	Overall	1600m	1400m	1200m	1000m	800m	600m	400m	200m				
Section Times	1:53.87 [10] (0:15.44)	1:38.43 [13] (0:12.27)	1:26.16 [13] (0:12.35)	1:13.81 [13] (0:12.63)	1:01.18 [13] (0:13.37)	0:47.81 [13] (0:12.78)	0:35.03 [13] (0:11.51)	0:23.52 [13] (0:11.36)	0:12.16 [13] (0:12.16)				
Average Speed [km/h]	46.9	59.0	58.5	57.2	54.2	56.7	62.6	63.4	59.2				
Top Speed [km/h]	59.0	60.9	60.9	58.0	56.8	60.7	64.2	64.2	62.3				
Avg. Dist. to Rail [m]	4.1	2.0	2.0	2.2	2.0	1.1	0.2	0.8	0.9				
Avg. Stride Freq. [Hz]	2.1	2.3	2.3	2.2	2.2	2.2	2.4	2.4	2.3				
Avg. Stride Length [m]	5.9	6.7	6.8	6.8	6.7	6.8	7.2	7.3	7.1				



- [ ] Ranking at each section and finish
- .-.- No data available at this section
- NA No data available



Horse/Jockey Name	Edgeofdreams
Final Rank	11
Fastest Section Time (Section)	0:11.66 (1600m)
Top Speed [km/h] (Section)	62.9 (1600m)
Race State	Finished



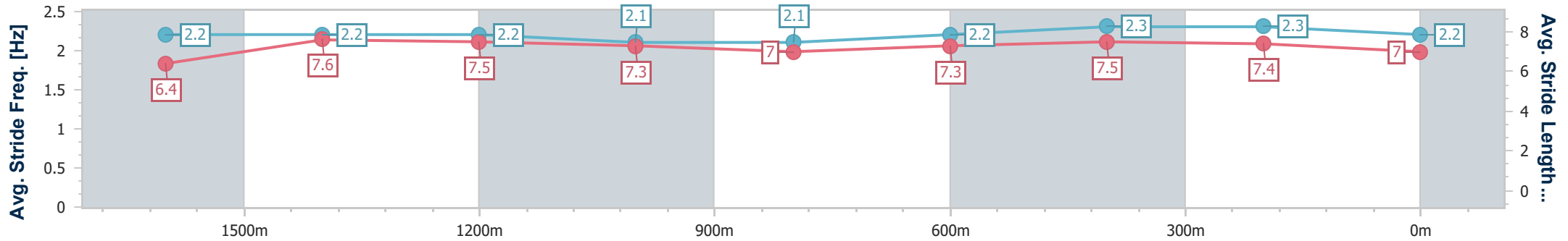
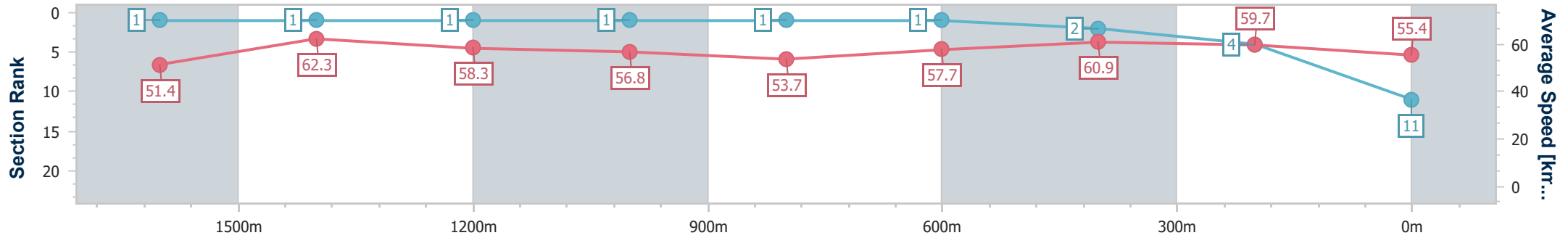
Sunshine Coast QLD Professional  
Race 9: HIGGINS COATINGS BENCHMARK 60 Handicap - 1800m



03 September 2023 - 17:25

Track Rating: Good 4, Weather: Fine, Rail Position: +9m Entire

Section	Overall	1600m	1400m	1200m	1000m	800m	600m	400m	200m
Section Times	1:53.94 [11] (0:14.15)	1:39.79 [1] (0:11.66)	1:28.13 [1] (0:12.41)	1:15.72 [1] (0:12.71)	1:03.01 [1] (0:13.49)	0:49.52 [1] (0:12.58)	0:36.94 [1] (0:11.88)	0:25.06 [2] (0:12.07)	0:12.99 [4] (0:12.99)
Average Speed [km/h]	51.4	62.3	58.3	56.8	53.7	57.7	60.9	59.7	55.4
Top Speed [km/h]	62.3	62.9	61.1	58.2	54.8	61.3	61.3	61.3	57.8
Avg. Dist. to Rail [m]	6.1	2.9	2.1	3.2	2.5	1.4	0.7	0.7	0.5
Avg. Stride Freq. [Hz]	2.2	2.2	2.2	2.1	2.1	2.2	2.3	2.3	2.2
Avg. Stride Length [m]	6.4	7.6	7.5	7.3	7.0	7.3	7.5	7.4	7.0



- [ ] Ranking at each section and finish
- .-.- No data available at this section
- NA No data available



Horse/Jockey Name	Exolay
Final Rank	12
Fastest Section Time (Section)	0:11.75 (1600m)
Top Speed [km/h] (Section)	64.1 (1600m)
Race State	Finished



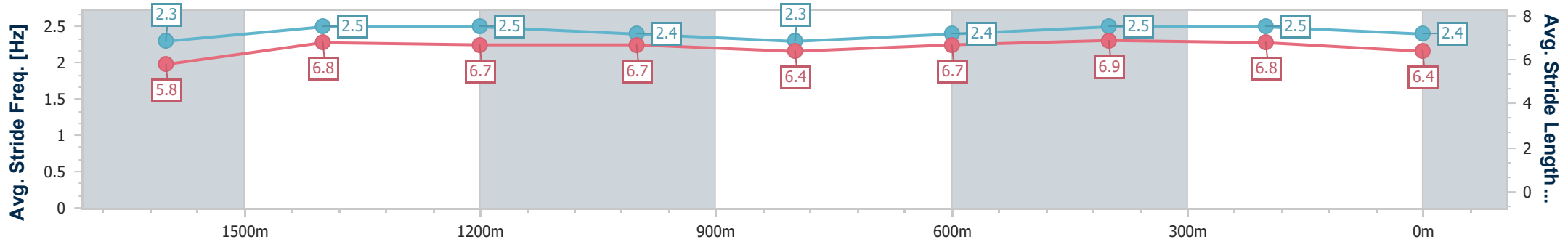
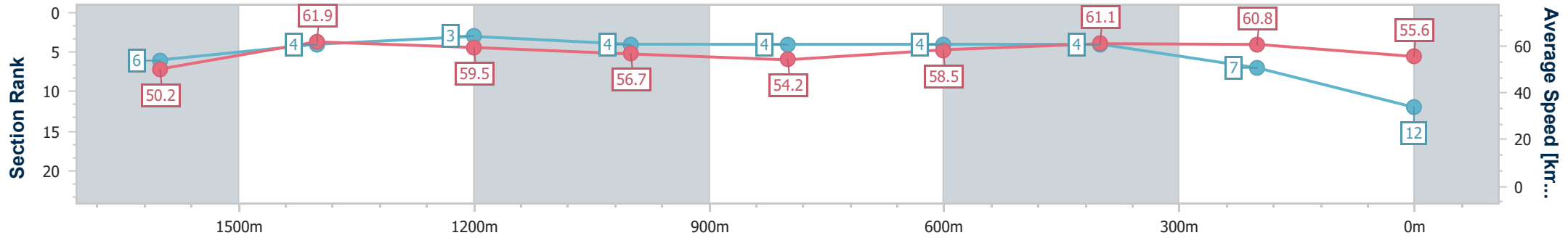
Sunshine Coast QLD Professional  
Race 9: HIGGINS COATINGS BENCHMARK 60 Handicap - 1800m



03 September 2023 - 17:25

Track Rating: Good 4, Weather: Fine, Rail Position: +9m Entire

Section	Overall	1600m	1400m	1200m	1000m	800m	600m	400m	200m
Section Times	1:54.00 [12] (0:14.59)	1:39.41 [6] (0:11.75)	1:27.66 [4] (0:12.25)	1:15.41 [3] (0:12.73)	1:02.68 [4] (0:13.39)	0:49.29 [4] (0:12.51)	0:36.78 [4] (0:12.00)	0:24.78 [4] (0:11.83)	0:12.95 [7] (0:12.95)
Average Speed [km/h]	50.2	61.9	59.5	56.7	54.2	58.5	61.1	60.8	55.6
Top Speed [km/h]	60.9	64.1	62.8	58.7	55.2	61.2	62.0	61.6	59.2
Avg. Dist. to Rail [m]	9.1	4.3	4.1	3.9	2.9	2.9	3.2	5.1	5.2
Avg. Stride Freq. [Hz]	2.3	2.5	2.5	2.4	2.3	2.4	2.5	2.5	2.4
Avg. Stride Length [m]	5.8	6.8	6.7	6.7	6.4	6.7	6.9	6.8	6.4



- [ ] Ranking at each section and finish
- .-.- No data available at this section
- NA No data available





Horse/Jockey Name	Idling By
Final Rank	13
Fastest Section Time (Section)	0:11.78 (600m)
Top Speed [km/h] (Section)	62.6 (400m)
Race State	Finished



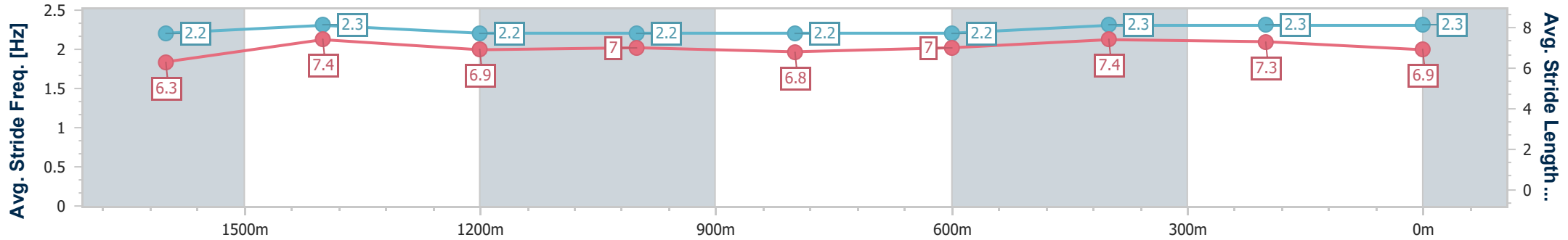
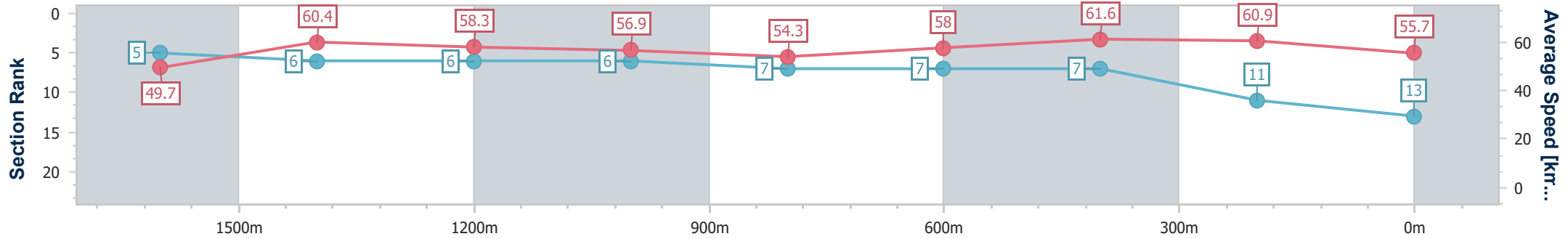
Sunshine Coast QLD Professional  
Race 9: HIGGINS COATINGS BENCHMARK 60 Handicap - 1800m



03 September 2023 - 17:25

Track Rating: Good 4, Weather: Fine, Rail Position: +9m Entire

Section	Overall	1600m	1400m	1200m	1000m	800m	600m	400m	200m
Section Times	1:54.08 [13] (0:14.53)	1:39.55 [5] (0:11.94)	1:27.61 [6] (0:12.47)	1:15.14 [6] (0:12.65)	1:02.49 [6] (0:13.37)	0:49.12 [7] (0:12.60)	0:36.52 [7] (0:11.78)	0:24.74 [7] (0:11.84)	0:12.90 [11] (0:12.90)
Average Speed [km/h]	49.7	60.4	58.3	56.9	54.3	58.0	61.6	60.9	55.7
Top Speed [km/h]	59.9	61.7	60.4	58.8	55.2	60.9	62.5	62.6	58.7
Avg. Dist. to Rail [m]	3.2	0.9	2.8	3.1	2.8	2.4	1.5	5.8	6.6
Avg. Stride Freq. [Hz]	2.2	2.3	2.2	2.2	2.2	2.2	2.3	2.3	2.3
Avg. Stride Length [m]	6.3	7.4	6.9	7.0	6.8	7.0	7.4	7.3	6.9



- [ ] Ranking at each section and finish
- .-.- No data available at this section
- NA No data available